

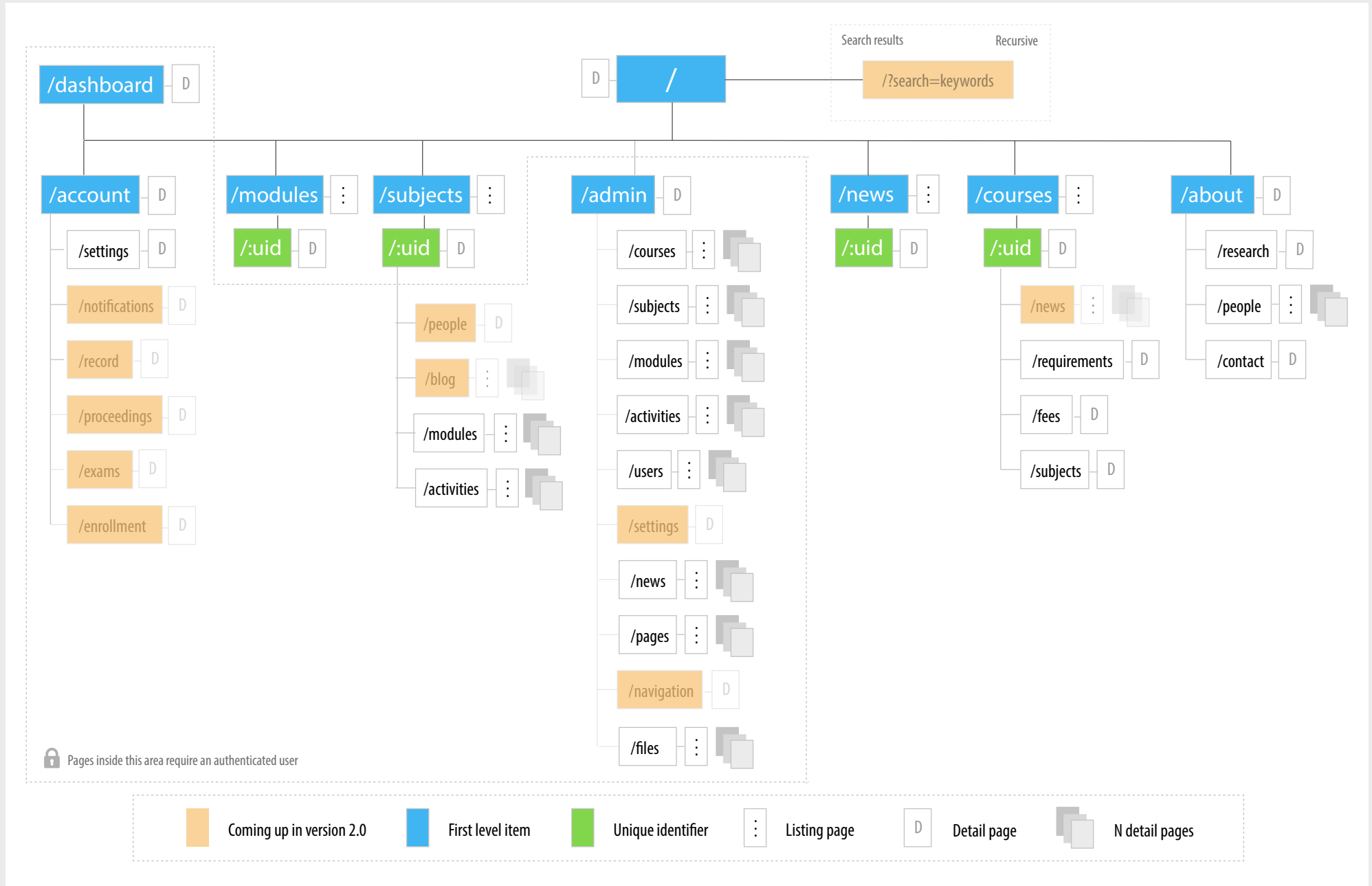
# Hypatia UX

## Realtime Education

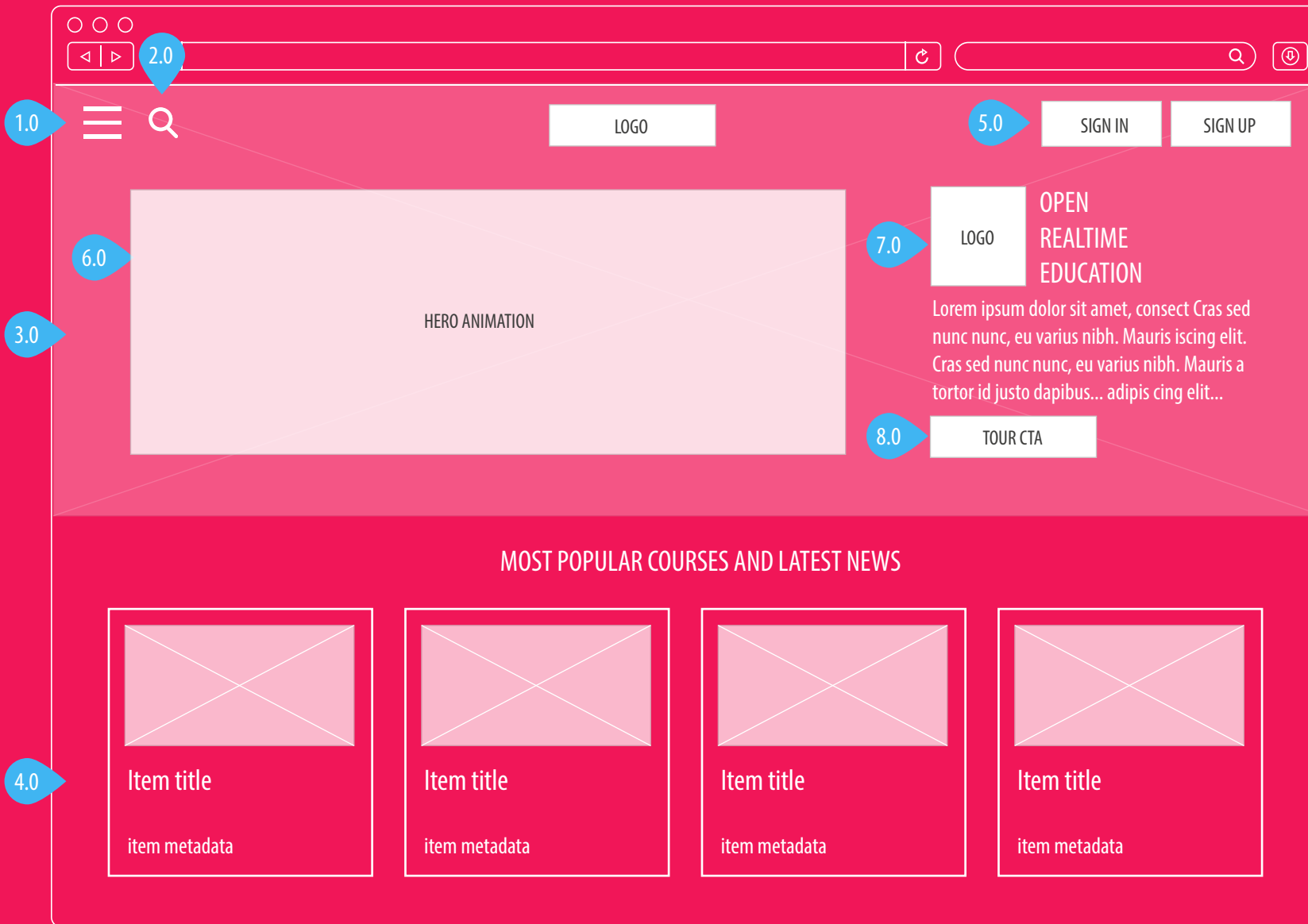
- Sitemap
- Home
- Dashboard
- Main Navigation & Search
- Account pages *(some in v2.0)*
- Listing page
- Detail page
- Chat
- Calendar
- Assignment Hub
- Q&A
- Admin pages *(in v2.0)*

Credits: some icons designed by Dave Gandy, Madebyoliver from Flaticon

# Sitemap



# Home



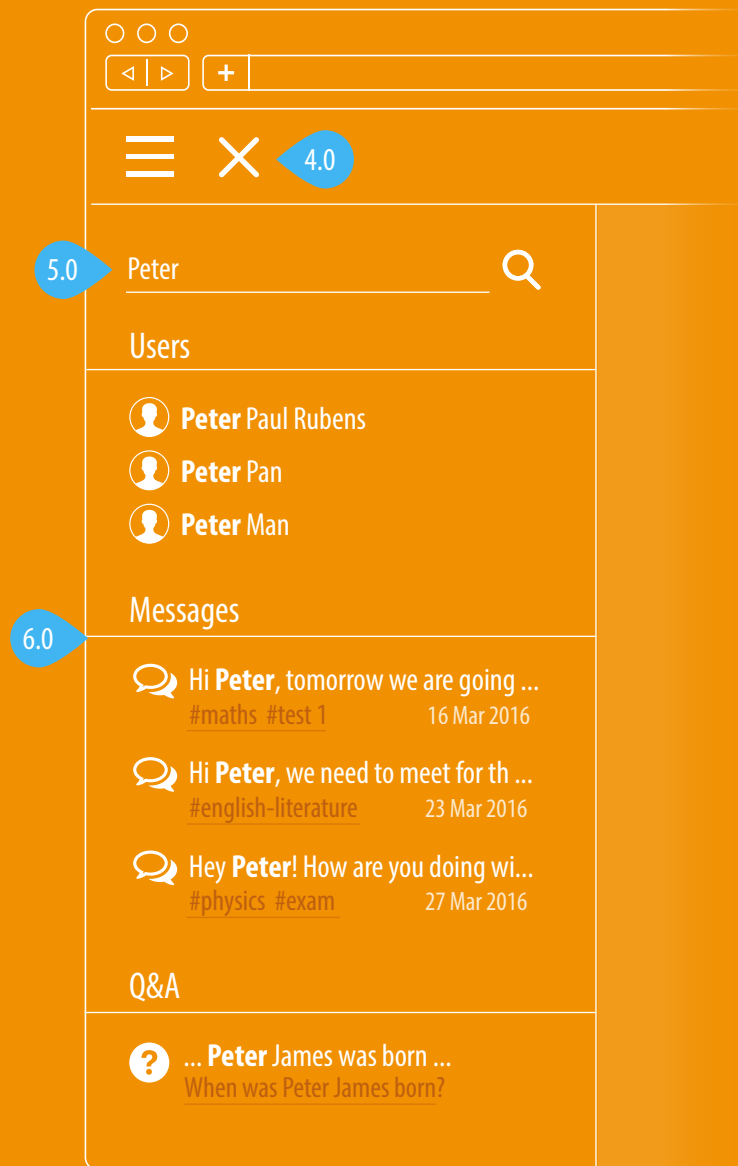
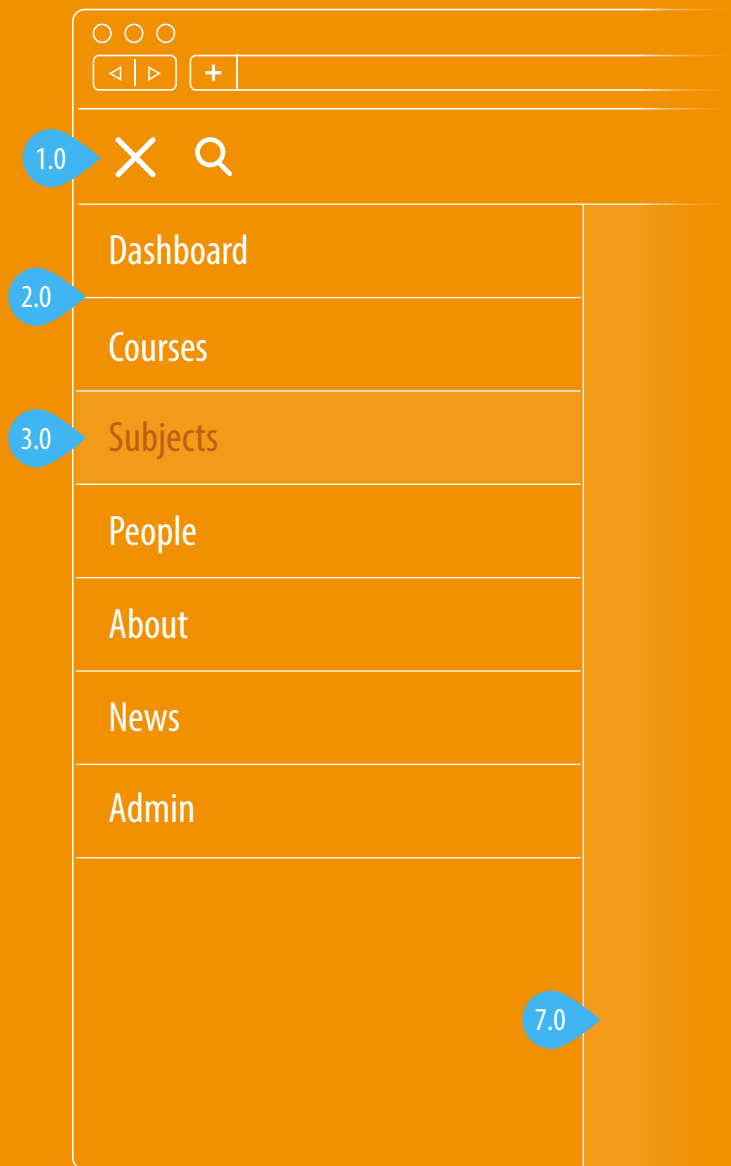
- 1.0 Main navigation CTA**  
Remains visible (fixed) at all times in all viewports
- 2.0 Search module CTA**  
Remains visible (fixed) at all times in all viewports
- 3.0 Hero section**  
This area serves to promote a special feature or story
- 4.0 Listing components**  
Displays two lists of cards, one for the most popular courses and another one for the latest news. Each card represents an item. Maximum 4 courses per row
- 5.0 Sign in/up controls**  
Allows the user to register in the website or sign in to his account
- 6.0 Hero animation**  
Displays an interactive story to engage the user
- 7.0 Elevator pitch**  
Short summary of what is Hypatia
- 8.0 Tour CTA**  
This button will bring the user to another page where he can learn about Hypatia

# Dashboard

The dashboard interface includes a browser window at the top with navigation and search icons. Below is a navigation bar with a menu, search, calendar, trophy, and help icons, a logo, and a user profile for Joan Mira. A breadcrumb trail shows 'Home > Dashboard'. A maintenance announcement is displayed in a light blue box. The main content is divided into three columns: 'My subjects', 'My activities', and 'My direct messages'. 'My subjects' lists 'Driving license', 'Quantum physics', 'French', and 'Cooking'. 'My activities' lists 'Self-driving essay', 'Quantum physics test', 'French exam', and 'Microwaves activity'. 'My direct messages' lists messages from John Smith, Martin Lee, Morgan Freeman, John Doe, and Andrew, John Doe. Numbered callouts (1.0 to 8.0) point to specific UI elements: 1.0 (breadcrumbs), 2.0 (announcement), 3.0 (activity header), 4.0 (user menu), 5.0 (subject header), 6.0 (activity details), 7.0 (message header), and 8.0 (message content).

- 1.0 Breadcrumbs**  
Indicates the name of the current page and its parents
- 2.0 Announcements bar**  
Displays the latest global announcements to all users
- 3.0 List of the user activities**  
This list contains the current activities that the user needs to submit in the next days
- 4.0 Authenticated user menu**  
Allows the user to navigate to his account and settings
- 5.0 List of enrolled subjects**  
Displays the student's subjects. Each one has a link to the chat room and the name of the teacher
- 6.0 Shortcuts**  
Allows the user to quickly review the task's announcements, download or upload files and check the messages
- 7.0 Latest direct messages**  
The user can reply, reply to all or continue a conversation. The green dot is for teachers.
- 8.0 Link to related chat channel**  
These links can be used to quickly access the related channel and topic

# Main Navigation & Search



## 1.0 Main navigation close CTA

The close icon appears only when the navigation panel is opened

## 2.0 Navigation flyout panel

It displays a list of links. The panel closes when a link is clicked. The opening and closing animation is a slide from the left

## 3.0 Navigation active item

The item that corresponds to the current page is styled differently

## 4.0 Search close CTA

The close icon appears only when the search panel is opened

## 5.0 Search text input

Allows the user to search users, messages and files using keywords

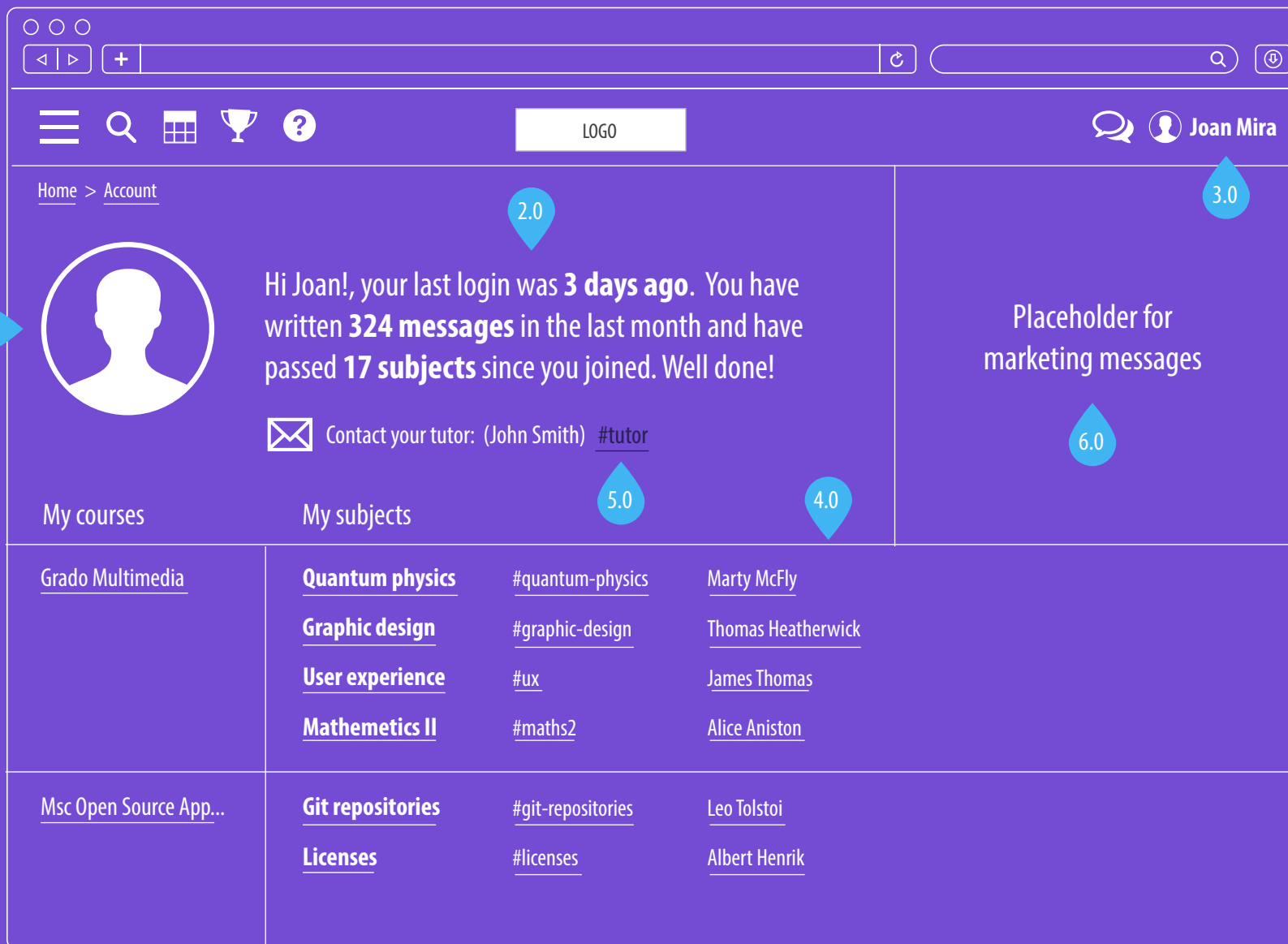
## 6.0 Search flyout panel

Contains the search input and search results. The panel closes when a link is clicked. The opening and closing animation is a slide from the left. The content is scrollable. The search results can be users, messages or questions from the help area

## 7.0 Overlay

A dark overlay will sit on top of the main content while the flyout is opened. Clicking the overlay will close the flyout

# Account



- 1.0 User avatar**  
Users without a photo will have a neutral avatar
- 2.0 Welcome message**  
A summary of the user activity
- 3.0 Account navigation CTA**  
It behaves like a toggle button that opens and closes the flyout
- 4.0 List of courses and subjects**  
This list is a summary of the current courses and subjects the user is enrolled into
- 5.0 Link to the chat channel**  
The student's tutor has a specific private channel
- 6.0 Marketing messages**  
This area is reserved for messages that the learning platform wants to send to students, like promos, offers or other marketing material

# Account > settings

The screenshot shows a web browser window with a settings page. The browser's address bar is empty. The page has a navigation bar with a menu icon, search, calendar, trophy, and help icons, a logo, and a user profile for 'Joan Mira'. The main content area is divided into three columns. The left column contains a profile picture placeholder (1.0), a 'Change avatar' button (5.0), and four form fields: 'New password...' (2.0), 'Confirm password...', 'joan.mira@domain.com', and 'English language' (dropdown). The middle column contains five form fields: 'Joan Siddharta' (3.0), 'Mira', 'Martos', 'Education street, 28', 'Apartment 128', 'SE1 8BT', 'London', and 'United Kingdom' (dropdown). Below these is a 'SAVE CHANGES' button (4.0) and a status message 'All changes saved! ✓ or Error! ✗'. The right column is a large placeholder for future settings (6.0).

## 1.0 Gravatar photo

The user avatar is picked up from the Gravatar service

## 2.0 General settings

Update password, email, language and time zone

## 3.0 Personal details

Update full name and address

## 4.0 Save changes button

Submit the changes to the server and receive an status message

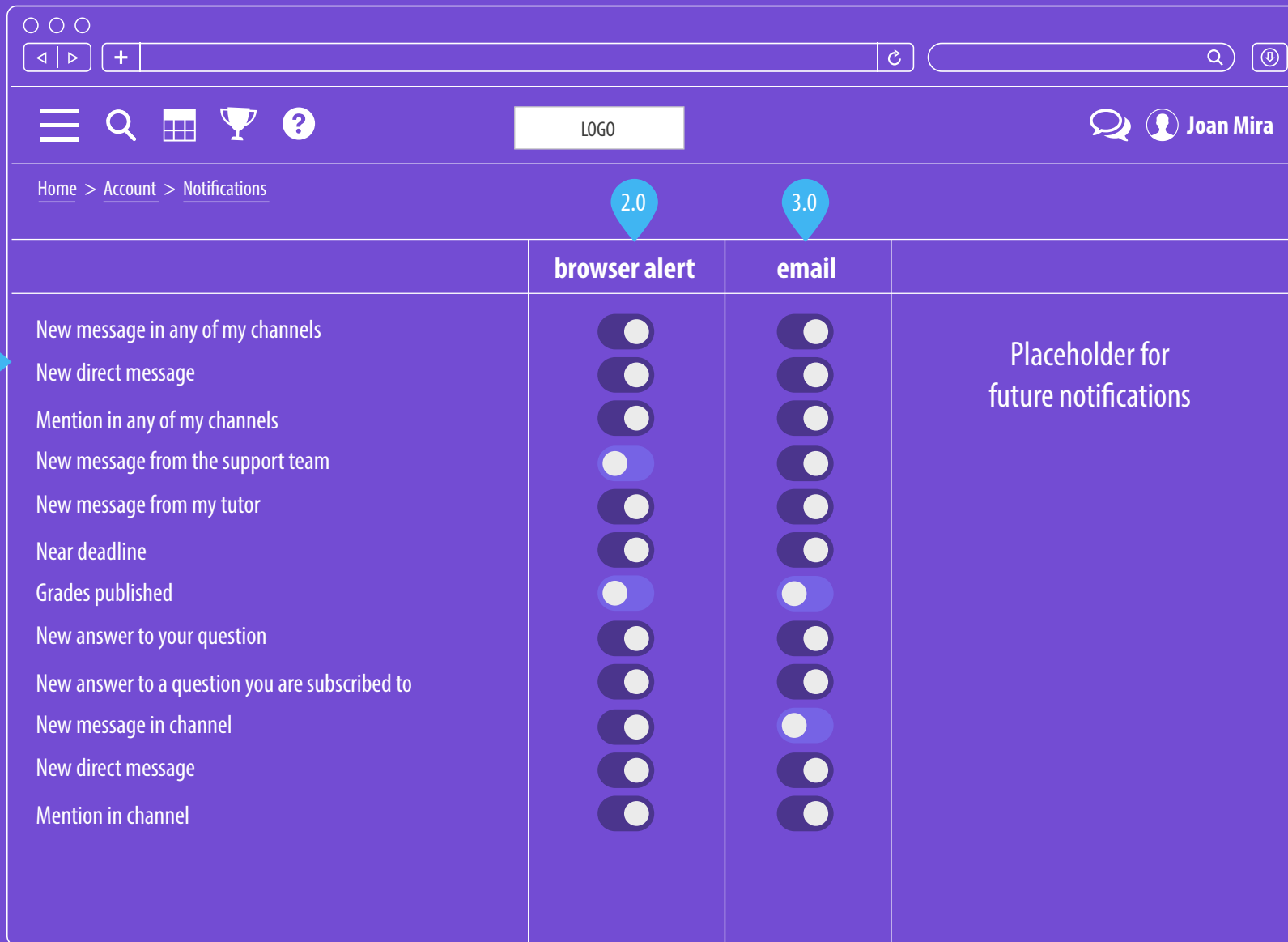
## 5.0 Change avatar link

This link will bring the user to the area where he can update his avatar

## 6.0 Future settings

Placeholder reserved for future user settings requirements

# Account > notifications



**1.0 Notifications table**  
Displays all the configurable items

**2.0 Browser notifications**  
When enabled, the browser will show a small popup for a few seconds

**3.0 Email notifications**  
When enabled, the user will receive an email from the website

**4.0 Future notifications**  
This area will enable admins to include other types of notifications, i.e. push messages or SMS



# Account > record

My courses	My subjects		1st	2nd	3rd	Final
<a href="#">Grado Multimedia</a>	<a href="#">Quantum physics</a> <a href="#">#quantum-physics</a>		A	A	A	A
	<a href="#">Graphic design</a> <a href="#">#graphic-design</a>		A	A	A	A
	<a href="#">User experience</a> <a href="#">#ux</a>		A	A	A	A
	<a href="#">Mathematics II</a> <a href="#">#maths2</a>		A	A	A	A
<a href="#">Msc Open Source App...</a>	<a href="#">Git repositories</a> <a href="#">#git-repositories</a>		A	A	A	A

Grado Multimedia	210 / 240 credits
Msc. Open Source Applications	36 / 120 credits

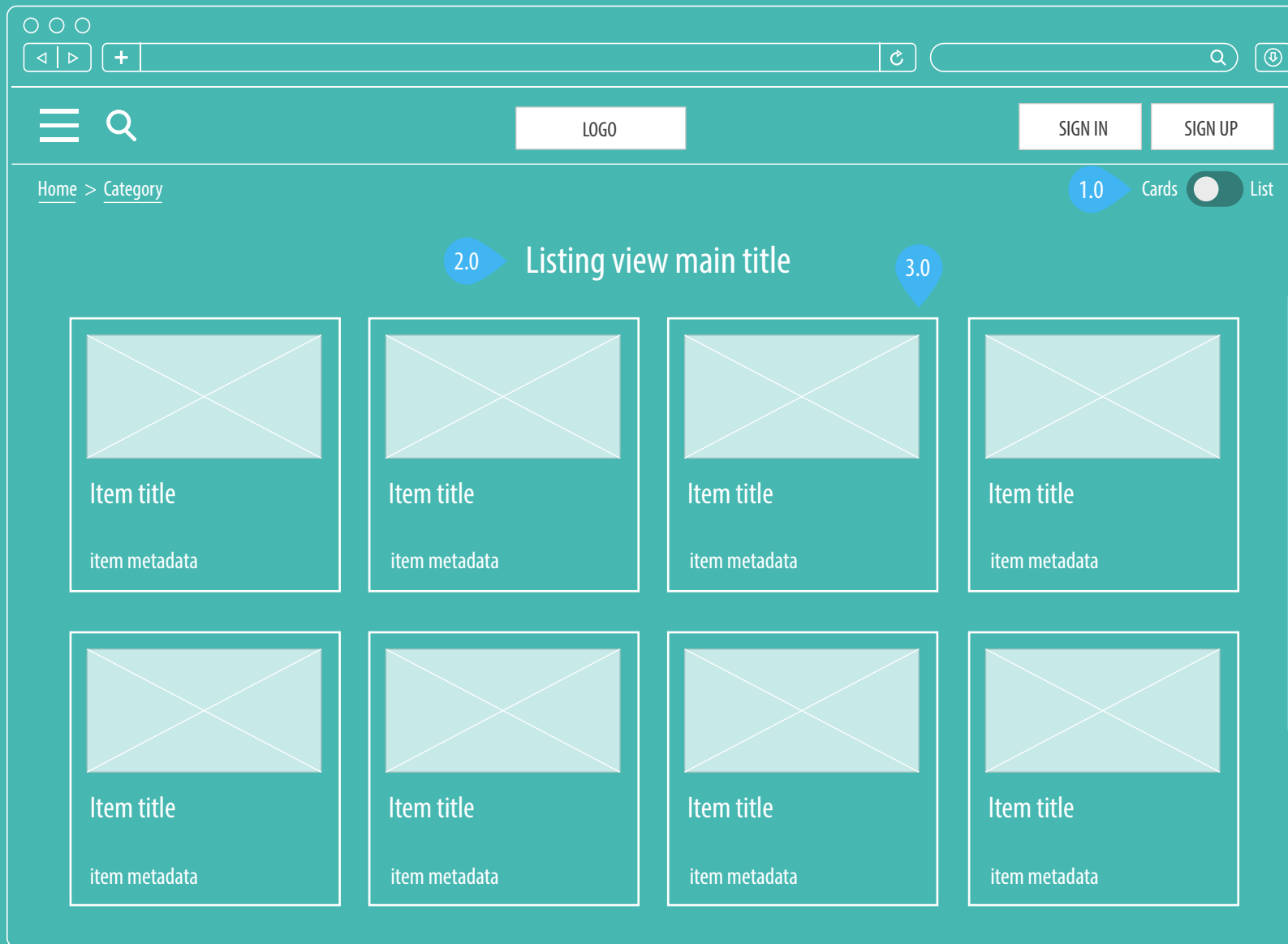
## 1.0 List of grades

Displays all the student's grades

## 2.0 Courses' progress

Displays the completion progress of the students' courses

# Listing page (card view)



## 1.0 Listing view switch

Allows the user to switch between the cards and list views

## 2.0 Listing title

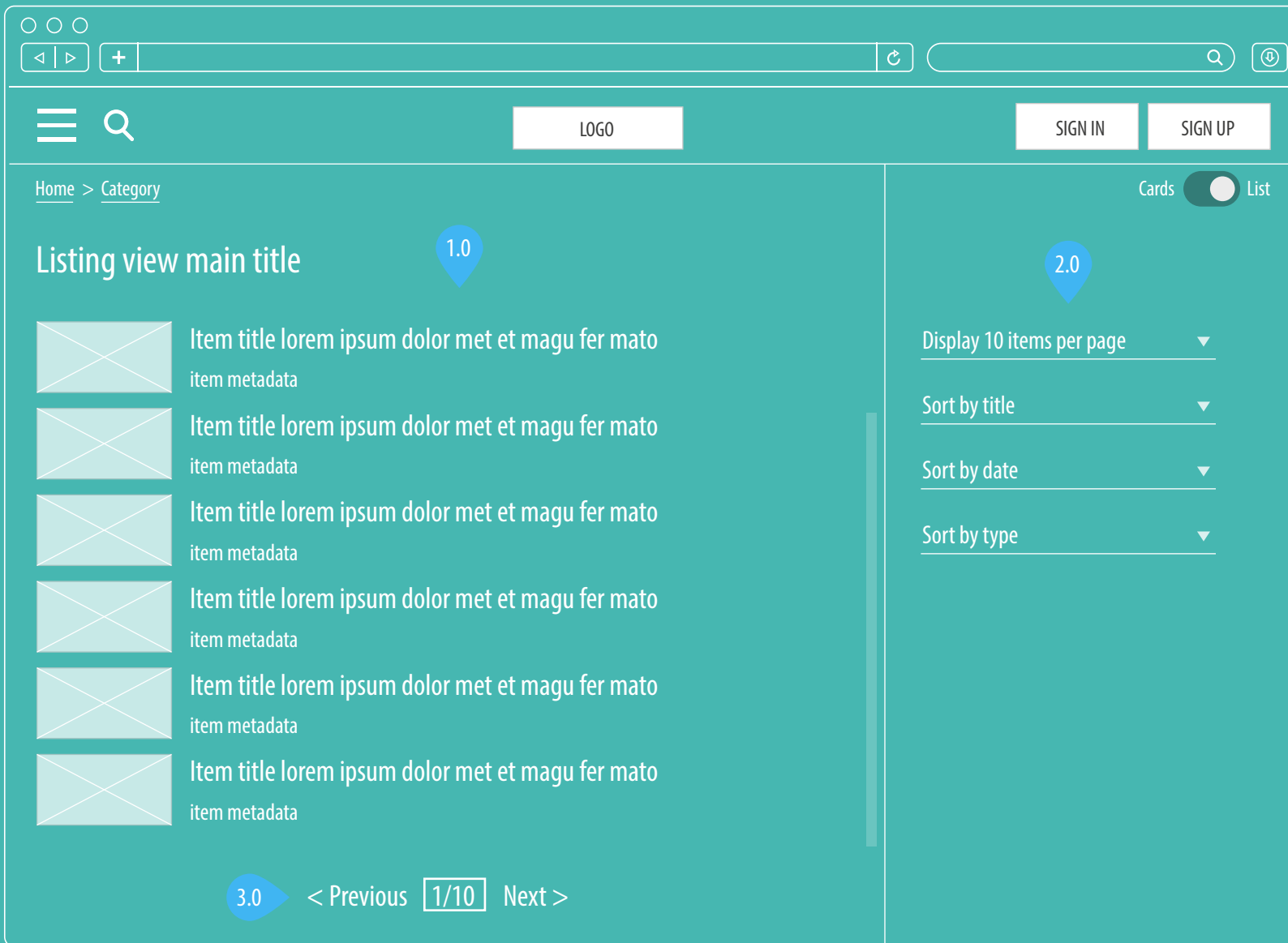
This is the listing page main title

## 3.0 Card layout

Defines an individual entity with its title and metadata.

Progressive loading:  
More cards will load automatically when the scroll position reaches the end of the list

# Listing page (list view)



## 1.0 List of items

Displays the list of items sorted by the selected filters. It includes a thumbnail, title and metadata for each item

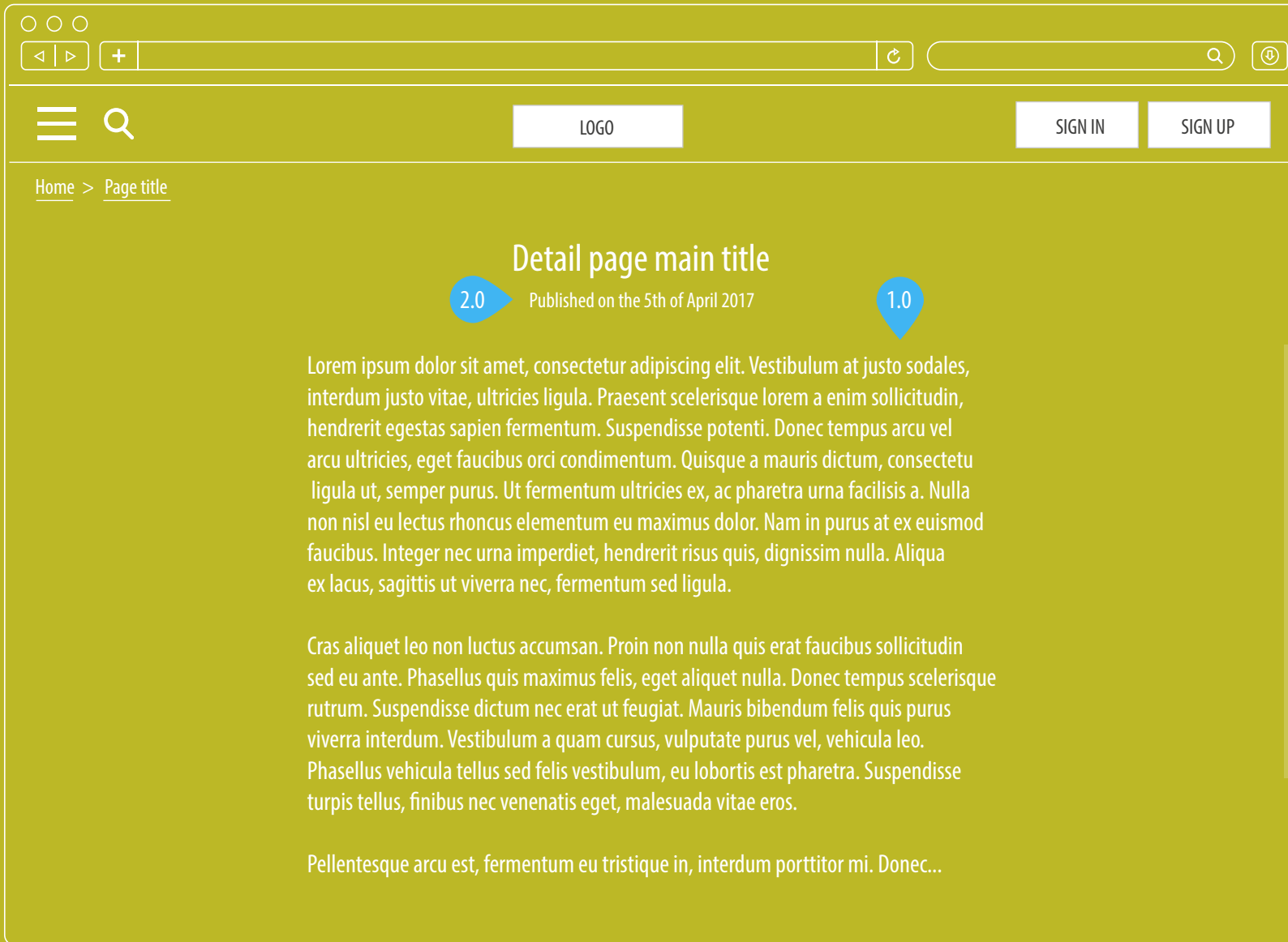
## 2.0 Sorting and filters

Allows the user to sort the items in different ways

## 3.0 Pagination controls

Allows the user to navigate through the items in batches

# Detail page



## 1.0 Main content

This space is for text, images, videos and other media related with the current loaded page.

There will be three different layouts with one, two or three columns

## 2.0 Meta data

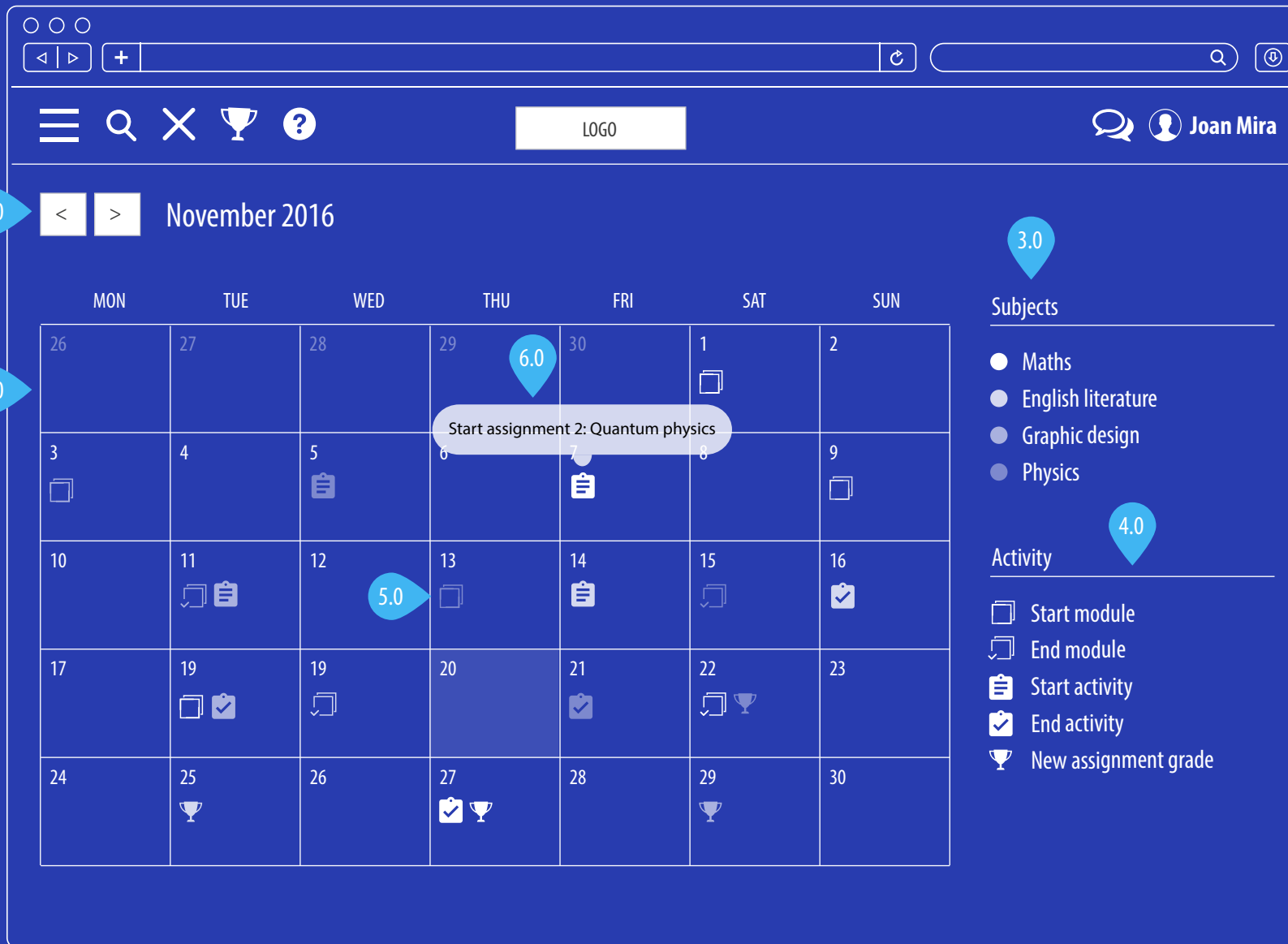
Each content type can have a different set of meta data

# Chat & Messages



- 1.0 List of subjects & support**  
Each subject and the support group has its own list of channels and users
- 2.0 New message(s) in subject**  
Notifies the user of new messages
- 3.0 List of channels**
- 4.0 List of users in the channel**  
Users can exchange private messages
- 5.0 Group and channel titles**  
Includes the total number of users
- 6.0 Close panel CTA**  
It closes the flyout panel
- 7.0 Reply to message**  
Allows the user to reply to a message in the channel
- 8.0 Channel messages**  
List of messages sent by the users. Sorted by date. Infinite scroll
- 9.0 Submit new message**  
Allows the user to submit a new message to a channel or another user
- 10.0 Attach a file**  
Allows the user to send a file to the channel or another user

# Calendar



## 1.0 Month navigation

Allows the user to switch months

## 2.0 Calendar layout

Displays the days in the selected month.  
Includes icons for the activities

## 3.0 List of subjects

Each subject has a color associated

## 4.0 List of activities

Each activity has an icon associated

## 5.0 Icons inside the calendar

Each icon adopts the color of the subject that it represents

## 6.0 Tooltips

Displays the activity details

# Activities Hub

The screenshot shows a web browser window with the following elements:

- 1.0 Course title:** Grado Multimedia
- 3.0 Course dates:** 1 Oct 2016 - 8 Jan 2017
- 2.0 Subject title:** Physics (teacher: #leotolst)
- 4.0 List of assignments:** A table listing assignments with columns for subject, grade, grade date, deadline, and upload date.
- 5.0 Download CTA:** Download icons (cloud with down arrow) for the first three assignments.
- 6.0 Upload CTA:** Upload icons (cloud with up arrow) for all assignments.

Subject	Grade	Grade date	Deadline	Upload date
<b>Quantum physics</b> #quantum-physics	A	10/08/2016	10/08/2016	10/08/2016
<b>Graphic design</b> #graphic-design	B	21/08/2016	21/08/2016	21/08/2016
<b>User experience</b> #ux	A	05/09/2016	<b>05/09/2016</b>	05/09/2016
<b>Mathematics II</b> #maths2	-	16/09/2016	16/09/2016	

Subject	Grade	Grade date	Deadline	Upload date
<b>Quantum physics</b> #quantum-physics	A	10/08/2016	10/08/2016	10/08/2016
<b>Graphic design</b> #graphic-design	A	21/08/2016	21/08/2016	21/08/2016
<b>User experience</b> #ux	-	05/09/2016	<b>05/09/2016</b>	
<b>Mathematics II</b> #maths2	-	16/09/2016	16/09/2016	

**1.0 Course title**

**2.0 Subject title**

**6.0 Course dates**

Displays the course start and end dates

**4.0 List of assignments**

Each assignment will show the grade obtained and allow the user to upload his assignment before the deadline

**5.0 Download CTA**

Allows the user to download his assignment

**6.0 Upload CTA**

Allows the user to upload his assignment

# Questions & Answers

Ask a question...

Showing results for questions tagged as 'Courses'

- 4 What's the purpose of having elephants in a room?  
by #gazpachu on 17 Jul 2016 8 replies
- 1 What do you think about romance?  
by #martinm on 13 Jan 2016 3 replies
- 2 What are 3 things you get turned off by?  
by #andymur on 11 Apr 2016 1 replies   

Lorem ipsum dolor sit amet, consectetur adipiscing elit. Integer nec felis non arcu fermentum ultrices. Donec est metus, venenatis non massa nec, pretium congue dolor.

by #andymur on 11 Apr 2016

Reply...

< Previous **1/10** Next >

Sort by most recent   
Show only my questions

All categories  
Enrollment  
Proceedings  
Exams & Grades  
Website issues  
Courses  
Subjects & Teachers  
Modules  
Other

## 1.0 Month navigation

Allows the user to switch months

## 2.0 Calendar layout

Displays the days in the selected month.  
Includes icons for the activities

## 3.0 List of subjects

Each subject has a color associated

## 4.0 List of activities

Each activity has an icon associated

## 5.0 Icons inside the calendar

Each icon adopts the color of the subject that it represents

## 6.0 Tooltips

Displays the activity details