

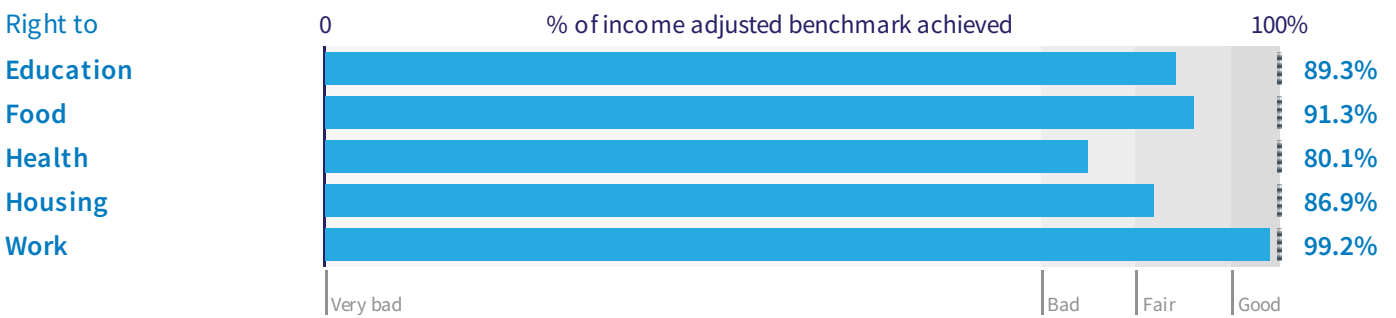
Kyrgyzstan

Quality of Life

Economic and Social Rights (2019)

Summary score **89.4%**

How well is Kyrgyzstan doing compared to what is possible at its level of income?



Kyrgyzstan scores **89.4%** on Quality of Life when scored against the 'Income adjusted' benchmark.

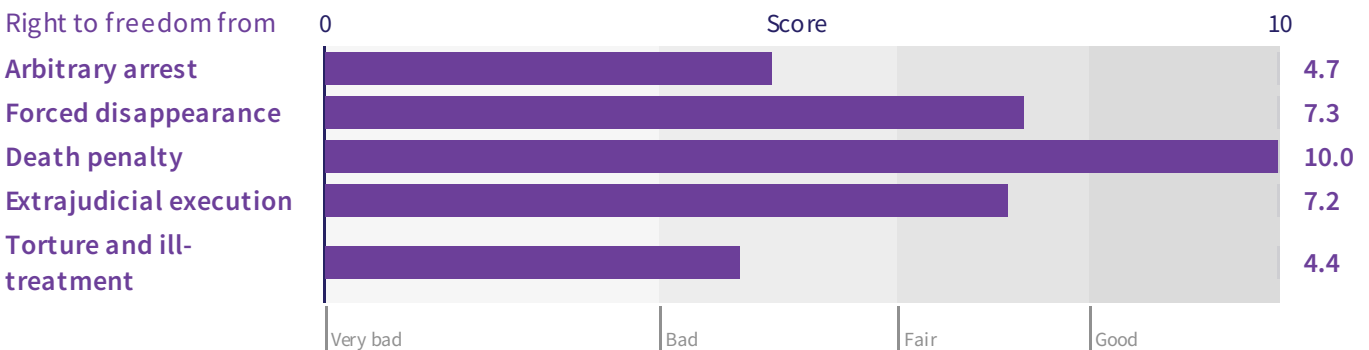
Compared with the other countries in Central Asia, Kyrgyzstan is performing **close to average** on Quality of Life rights (this comparison is calculated using the 'Income adjusted' benchmark).

Safety from the State

Civil and Political Rights (2021)

Summary score **6.1/10**

How well is Kyrgyzstan's government respecting each right?



Kyrgyzstan's Safety from the State score of **6.1 out of 10** suggests that a significant number of people are not safe from one or more of the following: arbitrary arrest, torture and ill-treatment, forced disappearance, execution or extrajudicial killing.

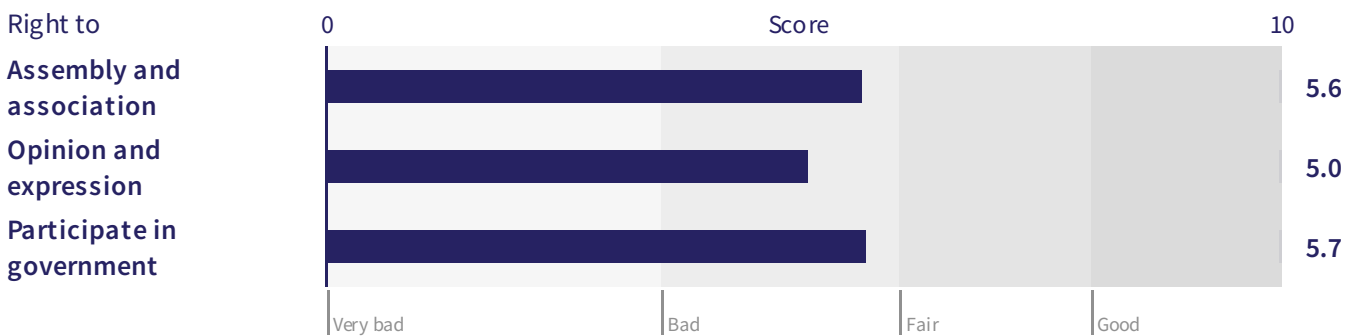
For the civil and political rights we do not have data for enough countries in Europe and Central Asia to do a regional comparison. However, compared to the other 39 countries in our sample, Kyrgyzstan is performing **close to average** on the right to be safe from the state.

Empowerment

Civil and Political Rights (2021)

Summary score **5.6/10**

How well is Kyrgyzstan's government respecting each right?



Kyrgyzstan's Empowerment score of **5.6 out of 10** suggests that many people are not enjoying their civil liberties and political freedoms (freedom of speech, assembly and association, and democratic rights).

For the civil and political rights we do not have data for enough countries in Europe and Central Asia to do a regional comparison. However, compared to the other 37 countries in our sample, Kyrgyzstan is performing **close to average** on empowerment rights.

Country details

Population

6.6m (2020)

GDP/capita

\$1,176 (2020)	\$4,715 (2020)
current US dollars	2017 PPP dollars

To explore this country's scores in more detail please go to rightstracker.org