



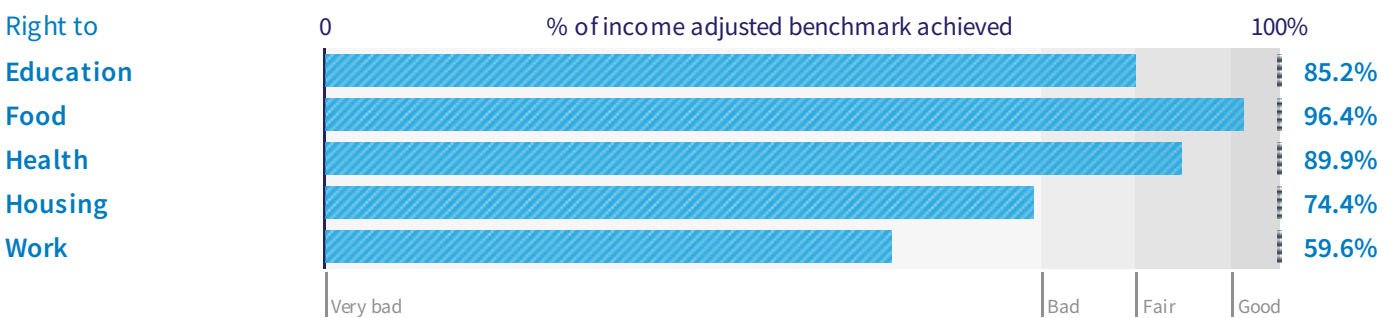
United Kingdom

Quality of Life

Economic and Social Rights (2019)

Summary score **81.1%**

How well is the United Kingdom doing compared to what is possible at its level of income?



The United Kingdom scores **81.1%** on Quality of Life when scored against the 'Income adjusted' benchmark.

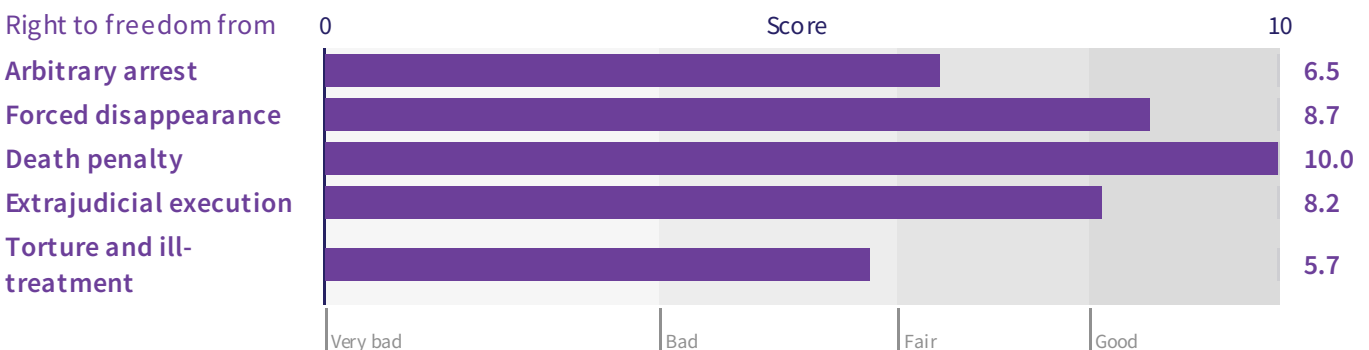
Compared with all other high-income countries, the United Kingdom is performing **close to average** on Quality of Life rights (this comparison is calculated using the 'Income adjusted' benchmark).

Safety from the State

Civil and Political Rights (2021)

Summary score **7.6/10**

How well is the United Kingdom's government respecting each right?



The United Kingdom's Safety from the State score of **7.6 out of 10** suggests that a significant number of people are not safe from one or more of the following: arbitrary arrest, torture and ill-treatment, forced disappearance, execution or extrajudicial killing.

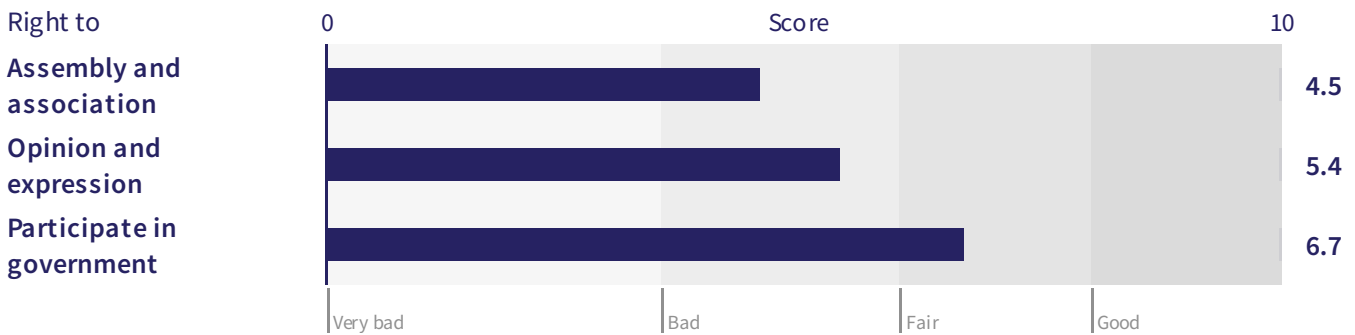
Compared with the small group of 5 high-income OECD countries we have civil and political rights data for, the United Kingdom is performing **close to average** on the right to be safe from the state.

Empowerment

Civil and Political Rights (2021)

Summary score **5.4/10**

How well is the United Kingdom's government respecting each right?



The United Kingdom's Empowerment score of **5.4 out of 10** suggests that many people are not enjoying their civil liberties and political freedoms (freedom of speech, assembly and association, and democratic rights).

Compared with the small group of 5 high-income OECD countries we have civil and political rights data for, the United Kingdom is performing **worse than average** on empowerment rights.

Country details

Population

67.2m (2020)

GDP/capita

| | |
|--------------------|------------------|
| \$41,059 (2020) | \$42,676 (2020) |
| current US dollars | 2017 PPP dollars |

To explore this country's scores in more detail please go to rightstracker.org