

RIBBED BELT MANUAL



SINOCONVE BELT



PT. GLOBAL SINDO PERKASA

Telp : 021-5595-7799

Email : gsp.sales@global-sindo.com

CONTENTS

RIBBED BELT MODELS-----	P1
MATERIAL STRUCTURE AND CHARACTERISTICS-----	P2
RIBBED BELT SURFACE-----	P3
RUBBER COMPOUND-----	P4
APPLICATIONS-----	P5



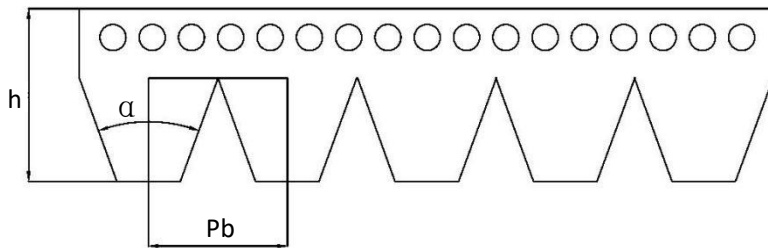
RIBBED BELT MODELS

According to the pitch and height of the teeth, distinguish the models.

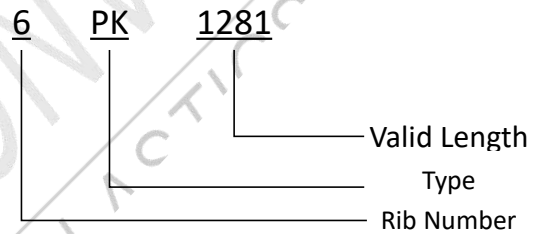
Production process:

First make a whole mold according to the mold, and then cut into different widths according to requirements.

Main models: PH, PJ, PK, PL, PM



Example of mark



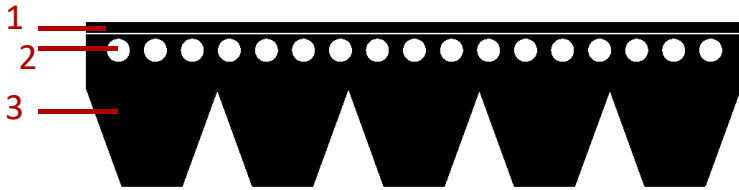
Type	Pb	h	α
PH	1.6	3	40
PJ	2.35	4	40
PK	3.56	6	40
PL	4.7	10	40
PM	9.2	17	40





MATERIAL STRUCTURE AND CHARACTERISTICS

PK belt has the advantages of flat belt and triangle belt.



1:Belt top surface: wear resistant Polychloroprene rubber compound.


2:Tension cord: low-stretch polyester cord embedded in an adhesive rubber compound.

3:Base compound: parallel V-shaped ribs of a wear resistant rubber compound.

CHARACTERISTICS

- ① High Flexibility
- ② High Power Transmission Capability
- ③ Small Pulley Diameters
- ④ Large Speed Ratios Possible
- ⑤ Good Frictional Power Transmission
- ⑥ High Power Transmission Capability
- ⑦ Insensitive To Torque & Short-Term Overloading





RIBBED BELT SURFACE

Provide four ribbed belt surfaces.

The four surfaces have little difference in performance



Rough surface



Glossy surface



Fabric surface




SN surface



RUBBER COMPOUND

Provide CR and EPDM material options, both can be reinforced by adding Kevlar fiber.

Material	CR	EPDM	EPDM+Kevlar
Warranty Distance (km)	60000	80000	100000



CR



EPDM




EPDM+Kevlar

APPLICATIONS

Different wedge-shaped ribbed belts have different uses.

Profile PH

Domestic appliances, medical appliances, machine tools, small conveyors, conveyor belt, paper transport machines.



Profile PJ

Small compressors, cement mixers, white goods, small tools.



Profile PK

Fans, air conditioning, concrete saws, wood saws, industrial washing machines.



Profile PL

Compressors (> 30 kW), industrial washing machines.

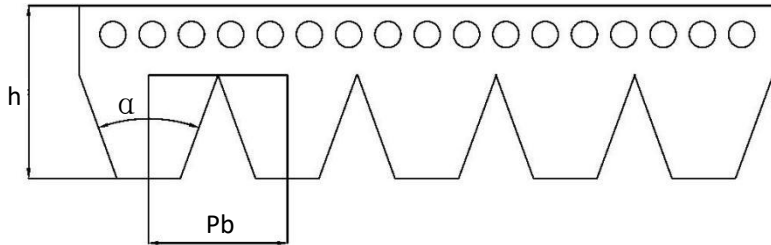


Profile PM

Paper industry, agricultural machines (fodder cutter), sugar cane cutter.

STANDARD RANGE

The content of the table is for reference and customized services are provided.



Type	Pb	h	α
PH	1.6	3	40
PJ	2.35	4	40
PK	3.56	6	40
PL	4.7	10	40
PM	9.2	17	40

Profile PH			
Effective Length		Effective Length	
(mm)	(inch)	(mm)	(inch)
698	27.5	1309	51.5
735	28.9	1316	51.8
762	30	1321	52
813	32	1333	52.5
858	33.8	1371	54
864	34	1397	55
886	34.9	1439	56.7
955	37.6	1475	58.1
965	38	1600	63
975	38.4	1854	73
990	39	1895	74.6
1016	40	1915	75.4
1080	42.5	1930	76
1092	43	1956	77
1096	43.1	1992	78.4
1168	46	2083	82
1194	47	2155	84.8
1200	47.2		
1222	48.1		
1230	48.4		
1262	49.7		
1270	50		
1285	50.6		
1290	50.8		
1301	51.2		

Profile PJ					
Effective Length		Effective Length		Effective Length	
(mm)	(inch)	(mm)	(inch)	(mm)	(inch)
280	11	1016	40	1475	58.1
330	13	1092	43	1549	61
356	14	1105	43.5	1600	63
362	14.3	1110	43.7	1651	65
381	15	1123	44.2	1663	65.5
406	16	1130	44.5	1752	69
414	16.3	1150	45.3	1780	70
432	17	1168	46	1854	73
457	18	1194	47	1895	74.6
483	19	1200	47.3	1910	75.2
508	20	1222	48.1	1915	75.4
559	22	1244	49	1930	76
584	23	1262	49.7	1956	77
610	24	1270	50	1965	77.4
660	26	1285	50.6	1981	78
711	28	1301	51.2	1992	78.4
723	28.5	1309	51.5	2083	82
737	29	1316	51.8	2155	84.8
762	30	1321	52	2210	87
813	32	1333	52.5	2337	92
836	32.9	1355	53.4	2489	98
864	34	1371	54	1915	75.4
914	36	1397	55		
955	37.6	1428	56.2		
965	38	1439	56.7		

Profile PK					
Effective Length		Effective Length		Effective Length	
(mm)	(inch)	(mm)	(inch)	(mm)	(inch)
630•	24.8	1222•	48.1	2030	79.9
648	25.5	1230•	48.4	2050	80.7
698	27.5	1245	49	2080	82
730	28.7	1270•	50	2120	83.5
775	30.5	1285•	50.6	2145	84.4
800	31.5	1290•	50.8	2170	85.4
812	32	1321•	52	2235•	88
830	32.7	1330	52.4	2255	88.8
865	34	1345	53	2362•	93
875	34.5	1371•	54	2460	96.9
890	35	1397•	55	2515•	99
913	36	1439•	56.7	2845•	112
920	36.2	1460	57.5		
940	37	1520	59.8		
954	37.6	1560	61.4		
962	37.8	1570	61.8		
990	39	1600•	63		
1015	40	1655	65.2		
1080	42.5	1690	66.5		
1090	43	1755	69.1		
1125	44.3	1854•	73		
1150	45.3	1885	74.2		
1165	45.9	1930•	76		
1190	46.8	1956•	77		
1200•	47.2	1980	78		

Profile PL				Profile PM	
Effective Length		Effective Length		Effective Length	
(mm)	(inch)	(mm)	(inch)	(mm)	(inch)
954	37.5	2362	93	2286	90
991	39	2476	97.5	2388	94
1075	42.3	2515	99	2693	106
1194	47	2705	106.5	2832	111.5
1270	50	2743	108	3010	118.5
1333	52.5	2845	112	3531	139
1371	54	2895	114	3734	147
1397	55	2921	115	4089	161
1422	56	2997	118	4648	183
1562	61.5	3086	121.5	5410	213
1613	63.5	3124	123	6121	241
1664	65.5	3289	129.5	6883•	271
1715	67.5	3327	131	7646•	301
1764	69.5	3492	137.5	8408•	331
1803	71	3696	145.5	9169•	361
1841	72.5	4051	159.5	9931•	391
1943	76.5	4191	165	10693•	421
1981	78	4470	176	12217•	481
2020	79.5	4622	182	13741•	541
2070	81.5	5029	198	15266•	601
2096	82.5	5385	212		
2134	84	6096	240		
2197	86.5				
2235	88				
2324	91.5				



SINOCONVE BELT



PT. GLOBAL SINDO PERKASA

Whatsapp : +62 812 8778 6884

Email : gsp.sales@global-sindo.com