



EAD Client Training Programme

2023

WELCOME TO TRAINING WITH GROUPEAD!

The logo for GroupEAD, featuring the word "GroupEAD" in white text on a purple rectangular background with a slight gradient and a thin white underline.

Welcome to another year of training opportunities within the EAD. We are pleased to offer you the latest update of training courses for 2023, regardless if your organization is newly migrated or already using the EAD and needing training for new staff or a refresher! If you don't find what you are looking for, do not hesitate to contract us for a custom training solution.

A LITTLE ABOUT US

GroupEAD Europe S.L. founded in 2001 and contracted by EUROCONTROL in 2003 to provide the Data Operations and Training services of the European AIS Database (EAD) Service (service owned and funded by EUROCONTROL). With these responsibilities we have greatly contributed to the safe and efficient provision of aeronautical information services of the EAD. The corporate structure selected for GroupEAD Europe S.L. has been regarded as a pilot case for a multinational service provision in European Countries.

Our highly qualified pool of multinational instructors have a vast experience with EAD operations and technical backgrounds from working in different ANSPs. Our strengths lie in providing instruction based on a sound EAD operation background and current knowledge. Our instructors maintain and apply their operational knowledge by working as administrators of the EAD (in the two Data Operation Centres). You may have already talked to your trainer via the Service Desk!

GroupEAD Europe S.L. offers different training courses for:

- Standard training courses designed to serve all clients on a generic level;
- Refresher training courses designed to serve already working clients;
- Tailored training courses which will fit to the special needs of a single client.

In addition to our classroom trainings, we offer Virtual Trainings for our clients. We believe by offering this training modality, we provide a convenient service, if travel of trainees to classroom locations is not feasible (see also page 5).

For further information
please contact us:
training@groupead.com
www.groupead.com

In close cooperation we will try to develop courses that fit to your needs.



Christian Schmidt
CEO GroupEAD Europe S.L.



Hannes Thiesz
VP AIM Business
Phone: +49 6196 7696 300



Oscar Centeno
Deputy Officer Training
Phone: +34 6726 10347



Judith Kouronfli
Training & Marketing Assistant
Phone: +49 6196 7696 303

CONTENTS

GENERAL INFORMATION ON EAD TRAINING

Training Centre Frankfurt and Madrid	4
Training on your location	4
Prerequisites	4
Course Enrolment	4
Training Fees	4
Course Start Date, Details, Classroom	4
Remote OJT Training for EAD Clients	5
Icons	5

EAD TRAINING SCHEDULE 2023

6

EAD GENERAL AND COMMON SERVICES

EAD-GE	EAD General Service Overview and Common Services	8
EAD-XS	EAD General and Basic Common Services	8

DATA USER TRAINING

EAD-DU	Data User Training	9
--------	--------------------	---

STATIC DATA OPERATION

SDO-DP	SDO Data Provider	11
SDO-GV	Graphical Validation Tool	12
SDO-SG	SDO Data Provider - SIGMA Course	13
SDO-PT	ARINC 424 Path and Terminator coding	14

INTERNATIONAL NOTAM OPERATION

INO-DP	INO Data Provider	15
INO-DU	INO Data User	16

BRIEFING FACILITIES FOR ARO

INO-BF	Briefing Facility	17
--------	-------------------	----

PUBLISHED AIP MANAGEMENT SYSTEM

PAM-DP	PAMS Data Provider	18
--------	--------------------	----

WORKFLOW MANAGEMENT TRAINING

WFM-OPS	Workflow Management Operational Training	19
SDD-DP	SDD Data Provider	20
WFM-ADM	Workflow Management User Administrator Training	21

AERONAUTICAL INFORMATION PUBLICATION

AIP-FA	FrameMaker® Authoring	22
AIP-FM	FrameMaker® Advanced	23
AIP-FE	FrameAPS® AIP Editorial	24
AIP-FF	FrameAPS® Administrator	25
AIP-eFA	FrameMaker® Structured Authoring	26
AIP-eFM	FrameMaker® Structured Advanced	27
AIP-eFE	apsXML® eAIP Editorial	28
AIP-eFF	apsXML® eAIP Administrator	29
AIP-eRF	apsXML® eAIP Refresher	30

CHART PRODUCTION

CHA-MS	Computer Aided Design Basic 2D	31
CHA-SG	smartGlobe® Designer	32
CHA-SA	smartGlobe® Application Manager	33

OTHER COURSES

EAD-RF	Refresher Course	34
OTH-CL	Client Tailor Made Course	34

ARRIVAL INFORMATION

Enrolment Form	35
Terms and Conditions	36
Directions	38

GENERAL INFORMATION

TRAINING CENTRE ESCHBORN AND MADRID

The EAD Training Centre is located in Eschborn, Germany and we have an additional Training location at our Madrid Operations Centre in Spain. All of the training courses will be conducted out of these two locations except AIP and Charting which take place in Edinburgh, Scotland (AIP) and Vianen, The Netherlands (Charting). EAD training provides a dedicated training system to facilitate specific scenarios for training courses. The training facility has been set up with ECIT-s (EAD Pro) to create a realistic environment for the client – be it a data provider or data user – to access and use the EAD service.

TRAINING ON YOUR LOCATION

GroupEAD is also pleased to provide training at your location upon request. For training at your location, you provide the classroom and computers (minimum one per 2 trainees). We'll coordinate with you how to set up the connection to the training system. The full requirements are included in our Terms and Conditions page later in this programme. Contact us for more information if this is an option that is of interest for you.

PREREQUISITES

The standard language of the training material and courses is English. GroupEAD is happy to offer training in additional languages based on our multi-lingual instructors. Please contact us to inquire if we can offer the training in your home language. Please be aware however; that all training material remains in English.

As the EAD courses are application based courses, the basic knowledge of AIS and working in AIS is expected as a prerequisite. If your staff needs basic knowledge training or refresher training in advance of EAD training, contact us, we will be happy to help.

COURSE ENROLMENT

1. Enrolment on our website – please join us at www.groupead.com and click on the “AIM Training Academy” button in the top row. This link will take you to our training portal where you can explore and sign up for courses with your own login.
2. Electronically – you can download our enrolment form in pdf from our website or request in an e-mail to training@groupead.com. Just print, fill it in and e-mail it

back to us and we will enrol you in the classes of your choice.

3. If you are not able to enrol in our website or send us an e-mail, we can still receive your enrolment form by regular mail (see contact details on page 38). A copy of the enrolment form is also available in this book on page 35.

Please plan your enrolments so that it reaches us at minimum 35 days in advance to the course start date. Once we receive it, we will always reply with a confirmation e-mail within 5 business days, so if you see nothing from us, send us an e-mail in case it was lost in transit!

If you would like to book within 35 days of the course start date, contact us to see if we still have seats available. If we do, we will be happy to include you in the training.

TRAINING FEES

Prices in this brochure cover the costs of the training including all documentation and are quoted in Euro (excluding VAT) based on a per person price.

COURSE START, DATE, DETAILS AND CLASSROOM

When you receive your official invitation to the course, your course start date, time and location will be included. In our online portal, the course will be indicated as “Confirmed” status. Please plan to arrive 15 min before the start time so that the class can also begin on time. Both of our training locations have a break area where you can refresh yourself with a drink and a cookie before the class. Your training material will be provided by the Trainer on your first day.

Both classroom locations have close-by eating facilities where lunch can be purchased during the lunch break. Alternatively, you can pack your own lunch and eat in our comfortable lounge areas.

In general, on the first day all course modules will start at 09:00 hours local time (08:00 UTC Winter, 07:00 UTC Summer) except the EAD-XS.

After completion of the training course or courses, you will receive an individual Certificate of Attendance for each course you attended.

GENERAL INFORMATION

VIRTUAL TRAININGS FOR EAD CLIENTS

GroupEAD is newly offering Virtual Trainings that will be provided via a video conferencing platform. Our goal is to deliver the same training experience as being in a classroom, so that trainees can improve their skills and expand their professional knowledge base. The scope and content will be the same as classroom trainings and if you are interested, please contact us to provide you any offer.

VIR

The trainings marked with VIR can be also provided as Virtual Training (other courses on request).

REMOTE OJT TRAINING FOR EAD CLIENTS

In addition to remote training on a client's site, it is also possible for EAD clients to connect dedicated ECIT-s (EAD Pro) to the EAD Training centre for on the job training of e. g. internal procedures after the basic EAD training has been performed.

If you are interested in this additional benefit of the EAD Training System please get in contact with GroupEAD Europe S.L. We will be more than happy to provide you with more information or an appropriate offer.

We look forward to welcoming you at one of our training locations soon!

ICONS

The EAD provides functionality and software for both Data Providers (DP) and Data Users (DU). To assist in knowing the intention of the course, an icon is available on each page that will highlight the intended participants of the course.

The major subsections of the EAD have been outlined based on Icon and colour to assist you in finding them easily in the programme and knowing which courses are related to the same areas of the EAD.



The icon with the letters DP features courses intended for Data Providers (e. g. AIS officers of CAA, NSP etc.)



The icon with the letters DU features courses intended for Data Users (e.g. EAD Service Provider staff, INO & Static Data Provider staff, Operational Data Users like airlines etc.)

GEN

This icon reflects the general courses available to provide background on the EAD and how it fits together with all the subsystems.

SDO

The blue section features the courses available for the Static Data Operation (SDO) in the EAD. The main course for SDO is SDO Data Provider. Additional courses are recommended to follow the SDO-DP course.

INO

The green icon highlights the courses intended for those participants working with the International NOTAM Operations (INO) of the EAD.

PAMS

The orange section of the programme features the Published AIP Management (PAMS) course. This course provides the skills needed for participants working with the PAMS software in the EAD.

WFM

The pink section has been created to cover the Workflow Management Tool.

AIP

The Aeronautical Information Publication (AIP) courses are shown in the yellow portions of the programme. Each set is a series of 4 courses that follow either the Structured (for eAIP) or Unstructured (for AIP) development of the AIP.

CHT

Charting is featured in the red section of the programme and provides all the courses focused specifically on working and designing the charts available with the charting EAD software.

OTH

Refresher or tailor made courses are also available. See the individual course descriptions for more information. We are happy to assist you in choosing any of the courses in this programme. The Training Department is available by telephone and e-mail and can provide suggestions and any further information you may need to achieve the best training experience within the EAD.

EAD TRAINING SCHEDULE 2023

Courses	Course code	Length	Scheduled Dates	City	Prices
General EAD Courses					
EAD General Service Overview and Common Services	EAD-GE	1 day	17 Apr 2023	Madrid	250,00 €
			4 Sep 2023	Frankfurt	
EAD General and Basic Common Services (with SDO-DP)	EAD-XS	2 hours	Upon Request		60,00 €
Data User Courses (DU)					
Data User Training	EAD-DU	2 days*	23-24 Mar 2023	Frankfurt	470,00 €
			06-07 Sep 2023	Frankfurt	
Data Provider Courses (DP)					
SDO Data Provider	SDO-DP	5 days	13-17 Mar 2023	Frankfurt	1.100,00 €
			11-15 Sep 2023	Madrid	
			13-17 Nov 2023	Frankfurt	
Graphical Validation Tool	SDO-GV	2 days*	18-19 Apr 2023	Madrid	470,00 €
			18-19 Sep 2023	Madrid	
			20-21 Nov 2023	Frankfurt	
SDO Data Provider - SIGMA Course	SDO-SG	1 day	20 Apr 2023	Madrid	250,00 €
			8 Sep 2023	Frankfurt	
			22 Nov 2023	Frankfurt	
ARINC 424 Path and Terminator Coding	SDO-PT	4 days	17-20 Apr 2023	Vianen	4.487,00 €
			25-28 Sep 2023	Vianen	
INO Data Provider	INO-DP	2 days	27-28 Feb 2023	Frankfurt	470,00 €
			08-09 May 2023	Frankfurt	
			16-17 Oct 2023	Frankfurt	
INO Data User	INO-DU	1 day	01 Mar 2023	Frankfurt	250,00 €
			10 May 2023	Frankfurt	
			18 Oct 2023	Frankfurt	
Briefing Facility	INO-BF	2 days	02-03 Mar 2023	Frankfurt	470,00 €
			11-12 May 2023	Frankfurt	
			19-20 Oct 2023	Frankfurt	
PAMS Data Provider	PAM-DP	1 day	21 Apr 2023	Madrid	250,00 €
			5 Sep 2023	Frankfurt	
			23 Nov 2023	Frankfurt	

* Upon request can be offered as a one day training.



Courses	Course code	Length	Scheduled Dates	City	Prices
Workflow Management Training					
Workflow Management Operational Training	WFM-OPS	2 days	10-11 Apr 2023	Madrid	470,00 €
			20-21 Sep 2023	Madrid	
SDD Data Provider	SDD-DP	3 days	Upon Request	Frankfurt/ Madrid	880,00 €
Workflow Management Administrator Training	WFM-ADM	1 day	12 Apr 2023	Madrid	250,00 €
			22 Sep 2023	Madrid	
Aeronautical Information Publication					
FrameMaker* Authoring	AIP-FA	2 days	Upon Request	Edinburgh	1.613,00 €
FrameMaker* Advanced	AIP-FM	3 days	Upon Request	Edinburgh	2.425,00 €
FrameAPS* AIP Editorial	AIP-FE	3 days	Upon Request	Edinburgh	2.424,00 €
FrameAPS* Administrator	AIP-FF	2 days	Upon Request	Edinburgh	1.612,00 €
FrameMaker* Structured Authoring	AIP-eFA	2 days	30-31 Jan 2023	Edinburgh	1.613,00 €
			05-06 Jun 2023	Edinburgh	
			09-10 Oct 2023	Edinburgh	
FrameMaker* Structured Advanced	AIP-eFM	3 days	01-03 Feb 2023	Edinburgh	1.613,00 €
			07-09 Jun 2023	Edinburgh	
			11-13 Oct 2023	Edinburgh	
apsXML* eAIP Editorial	AIP-eFE	3 days	06-08 Feb 2023	Edinburgh	2.424,00 €
			12-14 Jun 2023	Edinburgh	
			16-18 Oct 2023	Edinburgh	
apsXML* eAIP Administrator	AIP-eFF	2 days	09-10 Feb 2023	Edinburgh	2.424,00 €
			15-16 Jun 2023	Edinburgh	
			19-20 Oct 2023	Edinburgh	
apsXML* eAIP Refresher	AIP-eRF	3 days	Upon Request	Edinburgh	2.425,00 €
Charting Production					
Computer Aided Design Basic 2D	CHA-MS	3 days	20-22 Mar 2023	Vianen	1.558,00 €
			09-11 Oct 2023	Vianen	
smartGlobe*Designer	CHA-SG	2 days	23-24 Mar 2023	Vianen	4.199,00 €
			12-13 Oct 2023	Vianen	
smartGlobe* Application Manager	CHA-SA	3 days	27-29 Mar 2023	Vianen	2.799,00 €
			16-18 Oct 2023	Vianen	
Other Courses					
Refresher Course	EAD-RF		Upon Request		
Client Tailor Made Course	OTH-CL		Upon Request		

EAD-GE

GEN



EAD GENERAL SERVICES OVERVIEW AND COMMON SERVICES

COURSE DETAILS

Duration: 1 Day**Teaching methods: Classroom, PC****Participants: min 4, max 12****Price per participant: 250 EUR**

COURSE DESCRIPTION

This one day course will offer an introduction to the EAD covering the history, the need for EAD, the interaction between related systems and the usage.

COURSE CONTENT

- Operational concept and regulations of EAD
- EAD System architecture (subsystems, contingency etc.)
- EAD Service structure (Service Provider, IT Provider, etc.)
- Security principles of EAD
- How to use the EAD Service Desk
- Introduction to User Management
- EAD Explorer and Single Sign-On
- Legal Recording Investigation

EAD-XS

GEN



EAD GENERAL AND BASIC COMMON SERVICES

COURSE DETAILS

Duration: 2 Hours**Teaching methods: Classroom, PC****Participants: min 4, max 12****Price per participant: 60 EUR**

COURSE DESCRIPTION

This course offers a quick 2 hour familiarization of the EAD. Although we do not recommend it to replace the General course, it will provide a basic introduction to EAD which will assist in making the course after easier to understand.

COURSE CONTENT

- Operational concept of EAD
- EAD System architecture (subsystems, contingency etc.)
- EAD Service structure (Service Provider, IT Provider etc.)
- How to use the EAD Service Desk
- EAD Explorer and Single Sign-On

DATA USER TRAINING

COURSE DETAILS

Duration: 2 Days (Upon request can be offered as a one day training,)

Teaching methods: Classroom/Virtual, PC, Practice Exercise

Participants: min 4, max 12

Price per participant: 470 EUR

COURSE DESCRIPTION

This two day course offers a complete view of all of the software available to data users. Systems covered will include an introduction to the EAD itself, and then step by step coverage of each software of interest for users of EAD Data.

EAD GENERAL CONCEPTS

- Operational concept and regulations of EAD
- EAD System architecture (subsystems, contingency etc.)
- EAD Service structure (Service Provider, IT Provider etc.)
- How to use the EAD Service Desk
- Introduction to User Management
- EAD Explorer and Single Sign-On

SDO DATA USER

- SDO as the core service within the EAD framework
- Structure and detailed description of functionalities
- Data structure (AIXM), data hierarchy and versioning concept
- Generating SDO reports
- Defining SDO Reports

Parameters

Effective Date: 05-Sep-2021 Aeronautical Region: Default Report Style: No Style (plain XML output) Sorting Order: Default Advanced Parameters

☒ No Style (plain XML output)

☐ Tabular Style

☐ Single Style (one attribute per row)

☒ Limit size of report output to: 1 rows

Select the date/time format: Default

Select the latitude/longitude format: Default with 0 decimals.

Help OK Cancel

PAMS - PAMLS_g1_ASearch

PAMS - Search

Search Criteria: Author: Poldova (1) Type: C Language: EN

Valid On: 05-Sep-2021 Start Effectiveness: 15-Sep-2021

Results Table:

Original File Name	eADS	Effective Date	Heading	Section	Remark
APR (24)					
CPN (28)					
BRN (46)					
AD (13)					
AMDT (5)					
ASAC (4)					
UJ_Amrt_A_2021_002_en.t		22-Apr-2021	AMENDMENT ASRA...	ASAC	
UJ_Amrt_A_2021_003_en.t		20-May-2021	AMENDMENT ASRA...	ASAC	
UJ_Amrt_A_2021_004_en.t		17-Jun-2021	AMENDMENT ASRA...	ASAC	
UJ_Amrt_A_2021_005_en.t		12-Aug-2021	AMENDMENT ASRA...	ASAC	
UJ_Amrt_A_2021_001_en.pdf		23-Apr-2021	AMENDMENT 001-2...	AMDT	
UJ_P (5)					
UJ_C (4)					
Charis (49)					
eADS Package (3)					

Status: Finished the search (Found 172 Document(s))

EAD-DU

OTH



VIR



INO DATA USER

- Structure and detailed description of functionalities
- INO Data User relation to Static Data
- AD, Area, Route, Narrow Route and Admin PIB
- List of Valid NOTAM
- Single NOTAM Retrieval
- Finding aerodromes and FIR-s within the application
- Automatic delivery of PIB-s (e-mail and printer)
- Profile and Schedule Management
- Route Management for Narrow Route PIB (creation, editing, checks)
- Graphical Retrieval of PIB
- NOTAM Ticker (real-time display of all incoming NOTAM in EAD)

GRAPHICAL REPORTING

Purpose and scope of SDO Graphical Reporting Tool

- Functionalities specific to the tool
- User Preferences to personalize the tool by operator or organisation
- Definition of Queries to the database and how to save them
- Predefined Queries preprogrammed into the tool for commonly queried data
- Redlining to draw text or shapes on the display
- Geometry Tree showing the specific points and data that make up the selected element

Purpose and scope of INO Graphical Reporting Tool

- Functionalities specific to the Tool
- Retrieving and displaying PIB
- Graphical display of NOTAM

PAMS DATA USER

- Principles of Document Management System
- Document types within PAMS
- Concept of versioning
- Structure and detailed description of functionalities
- Search, download, viewing and printing functionalities
 - Shopping Cart
 - Metadata
 - Concept of access rights
 - Access to electronic AIP
- Parallel working

SDO DATA PROVIDER

SDO-DP

SDO

DP

VIR

COURSE DETAILS

Duration: 5 Days

Teaching methods: Classroom/Virtual, PC, Practice

Participants: min 4, max 12

Price per participant: 1.100 EUR

COURSE DESCRIPTION

This course provide participants with the ability to input data and manage data in the SDO database based on entities and attributes.

COURSE CONTENT

- SDO as the core service within the EAD framework
- Overview of the SDO Data Provider functions
- Structure and detailed description of functionalities
- Data structure (AIXM), data hierarchy and versioning concept
- Maintenance - search, insert, update and withdraw static data
- Maintenance - aerodrome, heliports, nav aids, points, airspaces, obstacles, organisations, routes
- Private Slot management - create, query, edit, delete, check, reopen and transfer
- Public Slot management - purpose and reports (explaining purpose)
- SDO upload and download management
- Typical workflows
- Practical exercises

The screenshot displays the 'Static Data Operation' application window. The 'Aerodrome' entity is selected in the 'Navigation-Tree'. The 'Find' section shows the 'Effective date' as '09-SEP-2021 00:00' and the 'Identification' as 'LUKK'. The 'Version(s)' table lists three versions of the aerodrome data, all with a status of 'Committed' and a version number of '4.5'. The 'Details' section on the right provides comprehensive information about the aerodrome, including its name, coordinates, type, and administrative details.

Version(s)	Effective date	Expiration date	Status	Version	Withdrawn
28-JAN-2021 00:00	Permanent	Committed	4.5		
03-DEC-2020 00:00	28-JAN-2021 00:00	Committed	4.5		
15-AUG-2019 00:00	03-DEC-2020 00:00	Committed	4.5		

Details:

- Identification: LUKK
- Name: CHISINAU / INTERNATIONAL
- Latitude: 465540N
- Longitude: 0285551E
- Datum: WGE - WGS-84 (GRS-80)
- Type: AH - Aerodrome with helicopter landing area
- ICAO Code: LUKK
- IATA Code: KIV
- Working hours: H24 - continuous service, 24 hours out of 24
- Served city: CHISINAU
- Site description: 120°, 13KM (7.0NM) from CHISINAU city center
- State: MOLDOVA
- AD Administration: S.R.L. "AVIA INVEST"

GRAPHICAL VALIDATION TOOL

COURSE DETAILS

Duration: 2 Days (Upon request can be offered as a one day training,)

Teaching methods: Classroom/Virtual, PC, Practice, Exercises

Participants: min 4, max 12

Price per participant: 470 EUR

Recommended prerequisite – SDO-DP

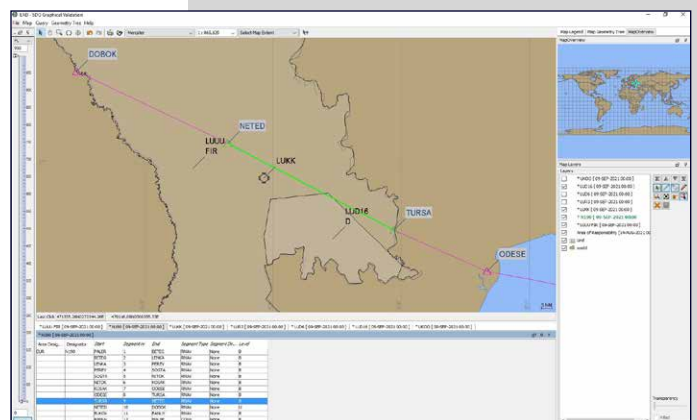
COURSE DESCRIPTION

This course is the natural follow up to SDO-DP as it graphically displays pending and committed SDO data in the database. Specifically, the participant will be able to graphically compare and edit pending SDO data from previously committed data already existing in the system.

COURSE CONTENT

Purpose and scope of SDO Graphical Validation (GVT) Tool

- Functionalities specific to the tool
- Explanation of User Preferences to streamline and manage specific to your organization or operation
- Querying the SDO database to graphically display the data in various options or areas.
- Predefined Queries preprogrammed for common data display requests
- Redlining, the ability to draw or mark the result via text, shapes etc.
- Editing SDO pending data via the
- Geometry Tree and manual changes.
- How to make an excel report based on your graphical query
- Saving queries and work performed for continued use another session or by another colleague



SDO-SG

SDO

DP

VIR

SDO DATA PROVIDER – SIGMA COURSE

COURSE DETAILS

Duration: 1 Day

Teaching methods: Classroom/Virtual, PC, Practice, Exercises

Participants: min 4, max 12

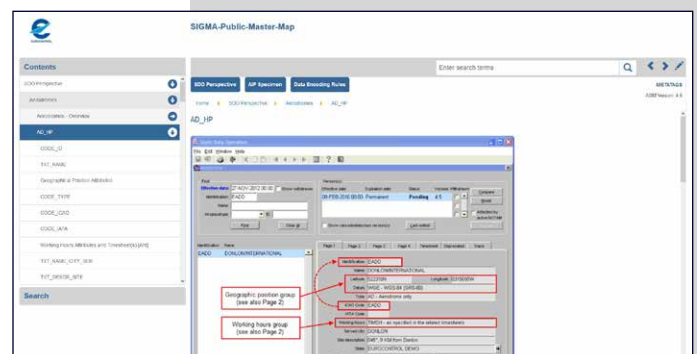
Price per participant: 250 EUR

COURSE DESCRIPTION

This course augments the SDO Data Provider course, specifically in EUROCONTROL's recommendations for data harmonization. The SIGMA tool is explained in detail and the course focuses on providing guidance on data harmonization.

COURSE CONTENT

- Introduction to the SIGMA tool
- Structure and detailed description of functionalities
- Types of data available in the tool
- Data harmonization concepts
- How to find data in the AIP and other relevant information
- Understanding of SDO Rules with information on the applied rule
- Applicable for both ECIT and ESI clients



ARINC 424 PATH AND TERMINATOR CODING

COURSE DETAILS

Duration: 4 Days

Teaching methods: Classroom/Virtual, Practice

Participants: min 4, max 8

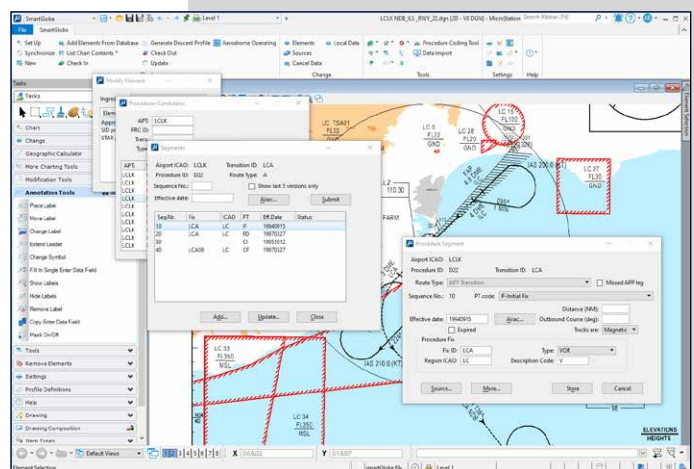
Price per participant: 4.487 EUR

COURSE DESCRIPTION

The ARINC 424 Path & Terminator coding course has been designed as an introduction to database coding of Instrument Flight procedures. The training course combines both theory and practical exercises requiring students to complete hands-on coding exercises in order to provide the instructor feedback on the attained skill level of the students. The course is based on a presentation of the subject theory, illustrated with 'realistic' data and files from actual AIP's that closely reflect the operating environment of the students. The theory as well as the exercises are illustrated with static database examples using the smartGlobe aeronautical charting system.

COURSE CONTENT

- Procedure coding methodology based on the ARINC 424 Path & Terminator concept
- History and background of the Path & Terminator concept
- Overview of Documentation and Discussion of individual Path Terminators
- Allowed Leg Combinations, Waypoint Description codes and mandatory attributes
- Application of PT concept to SID procedures, examples and commonly used PT combinations in SID procedure, Special SID coding consideration
- Application of PT concept to STAR procedures, examples and commonly used PT combinations in STAR Procedure, Special STAR coding consideration
- Application of PT concept to IAP procedures, examples and commonly used PT combinations in IAP procedure, Special IAP coding consideration
- Practical exercises



INO DATA PROVIDER

INO-DP

INO



VIR

COURSE DETAILS

Duration: 2 Days

Teaching methods: Classroom/Virtual, PC, Practice

Participants: min 4, max 12

Price per participant: 470 EUR

COURSE DESCRIPTION

After taking this course, the participant will be able to create and manage NOTAM in the system, including all additional functionalities associated with NOTAM and linkages to static data.

COURSE CONTENT

- Structure and detailed description of functionalities
- Creating NOTAM, NOTAM Checklists, Trigger NOTAM and SNOTAM and ASHTAM
- Creation of NOTAM based on selection (NOTAMR, NOTAMC and also NOTAMN)
- Rules and Cross Checks for the creation
- Creating and using NOTAM Templates
- Managing and working with
- Distribution Address Lists
- List of NOTAM with Estimated validity
- Managing and working with NOTAM Proposals
- NOTAM Grouping functionality
- NOTAM Linkage functionality (to Static Data)
- AFTN Subscription Service
- Description and usage of INO Basic Data
- Description and usage of NOTAM History
- Practical exercises

INO DATA USER

INO-DU

INO



VIR

COURSE DETAILS

Duration: 1 Day

Teaching methods: Classroom/Virtual, PC, Practice

Participants: min 4, max 12

Price per participant: 250 EUR

COURSE DESCRIPTION

After completing this course, the participant will be able to use the full functionality of the INO Data User software in creating and managing PIB.

COURSE CONTENT

- Structure and detailed description of functionalities
- INO Data User relation to Static Data
- AD, Area, Route and Narrow Route PIB
- List of Valid NOTAM
- Admin PIB
- Single NOTAM Retrieval
- Finding aerodromes and FIR-s within the application
- Automatic delivery of PIB-s (e-mail and printer)
- Profile and Schedule Management
- Route Management for Narrow Route PIB (creation, editing, checks)
- Graphical Retrieval of PIB
- NOTAM Ticker (real-time display of all incoming NOTAM in EAD)

The screenshot displays the 'Route PIB' configuration window. It includes sections for 'Validity' (From/To dates and times), 'NOTAM Validity' (All/Not older than), 'Briefing Type' (Int, Nat, Mil), 'Message Type' (NOTAM, SNOWTAM, AIM, BIRDTAM, ASHTAM, ANM), 'Flight Rules' (IFR, VFR), 'Flight Level' (All, Det), and 'All-FIR'. Below these are two tables: 'Aerodromes/Heliports' and 'FIRs'. The 'Aerodromes/Heliports' table shows columns for ID, AD Name, and Type, with entries like JWSK, EDOF, and LRBS. The 'FIRs' table shows columns for ICAO and Name, with entries like JWSK, LRBB, UKLV, LRCC, and LZBB. At the bottom, there are buttons for 'Generate', 'Distribute', 'Profile', 'Save', 'View on Map', and 'Clear', along with a status bar indicating 'Search completed'.

BRIEFING FACILITY

COURSE DETAILS

Duration: 2 Days

Teaching methods: Classroom/Virtual, PC, Practice

Participants: min 4, max 12

Price per participant: 470 EUR

COURSE DESCRIPTION

After completing this course, the participants will be able to create and manage Flight Plans in the INO Briefing Facility system.

COURSE CONTENT

- Structure and detailed description of functionalities
- Creating, validating and distributing flight plans
- Managing repetitive flight plans
- Managing the client information and AFTN addresses
- Monitoring real traffic situation under your responsibility
- Identify the different statuses of flight plans you manage
- Manage your incoming/outgoing messages
- Receiving a FPL from IFPS
- Receiving a slot from ETFMS
- Using template management
- Using the Briefing Facility Box Contingency Application
- Practical exercises

The screenshot displays the 'New FPL' (New Flight Plan) form within the INO Briefing Facility application. The interface is divided into several sections:

- Applications:** A sidebar menu on the left containing various tool categories like SDO REPORTING, SDO TOOLS, BRIEFING, and MANAGEMENT.
- Form Fields:**
 - Client Information:** Fields for Client name, REG, Template name, ARCD, ADEP, ACES, and a checkbox for 'Use Client'.
 - Addresses:** Fields for Filing Time (set to 151559), Originator (GEADZFX), and Re-Addressing ICD.
 - General Information:** Fields for (7) Aircraft ID, (8) Flight Rules, (9) Number, (10) Equipment, (11) Type of Aircraft, and (12) Type of Flight.
 - Route Information:** Fields for (13) Departure, (14) Enroute Speed, (15) Destination, (16) Total EET, and (17) 2nd Alternate.
 - Other Information:** A field for (18) Other Information / Notes (not transmitted).
- Buttons:** A row of action buttons at the bottom including Template, PIS, Addresses, Review, Save, Validate, and Send.

PAMS DATA PROVIDER

PAM-DP

PAMS

DP

VIR

COURSE DETAILS

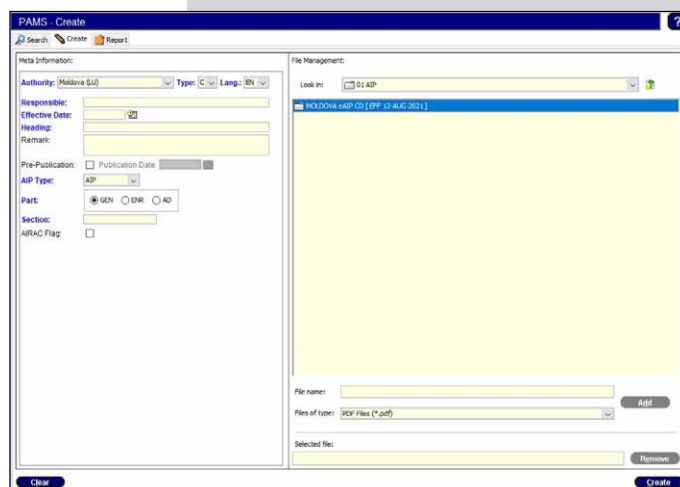
Duration: 1 Day**Teaching methods: Classroom/Virtual, PC, Practice****Participants: min 4, max 12****Price per participant: 250 EUR**

COURSE DESCRIPTION

This course explains the software used in EAD to display PDF versions of AIP from participating States. The participant will be able to add/remove AIP documents and maintain existing documents in the PAMS software, including eAIP. Additional functionality that links PAMS to SDO and INO is also covered, such as Trigger NOTAM proposals.

COURSE CONTENT

- Structure and detailed description of functionalities
- Maintenance of AIP, supplements, amendments, charts, AIC, and RAD in PAMS
- Creating new documents
- Updating version data
- Creating another version
- Removing and cancelling documents
- Duplicate check
- NOTAM Proposal
- Electronic AIS
- Parallel working



WORKFLOW MANAGEMENT OPERATIONAL TRAINING

COURSE DETAILS

Duration: 2 Days

Teaching methods: Classroom, PC, Practice

Participants: min 4, max 12

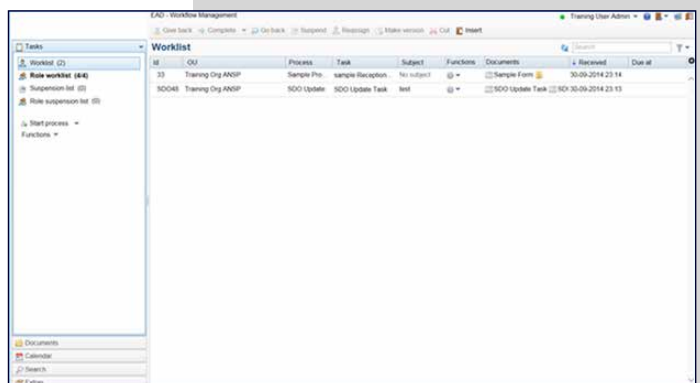
Price per participant: 470 EUR

COURSE DESCRIPTION

This course is designed to provide detailed instructions for the use of the EAD Workflow Management Tool. The intention is to provide better understanding and knowledge of the different processes of the EAD Workflow Management Tool on how to complete every process step by step.

COURSE CONTENT

- Introduction to the WFM concept
- General functionalities of the EAD WFM tool
- In deep coverage of standard
 - EAD WFM processes.
 - Data Originator
 - SDO Update
 - Chart Update
 - AIP Update
 - Publication
 - NOTAM Proposal
- How to "Workflow"
- In deep coverage of the EAD WFM tool Operational instructions



SDD DATA PROVIDER

SDD-DP**WFM**

COURSE DETAILS

Duration: 3 days**Prerequisite: WFM-OPS, AIXM 5.1 knowledge****Participants: min 5, max 12****Price per participant: 880 EUR**

COURSE DESCRIPTION

This course provides participants with the ability to input data and manage data in SDD database based on features and attributes.

COURSE CONTENT

- SDD HMI as included in the WFM Tool
- Explanation of connections
- High level comparison of SDO Data Provider and SDD Data Provider
- Data Structure as based on AIXM 5.1
- Data hierarchy
- Temporality concept
- Maintenance – search, insert, update and withdraw static data
- Maintenance – aerodrome, heliports, nav aids, points, obstacles, organizations, routes
- Operator Container and associated functionality
- Master Container and associated functionality
- SDD Upload and download management
- Typical workflows
- Practical exercises

WORKFLOW MANAGEMENT ADMINISTRATOR TRAINING

COURSE DETAILS

Duration: 1 Day

Teaching methods: Classroom, PC, Practice

Participants: min 4, max 12

Price per participant: 250 EUR

COURSE DESCRIPTION

This course is designed to provide a deep knowledge of the EAD WFM tool functionalities for the tasks related to the creation and maintenance of Organisation, users, rights and roles. This training is specially focused on the tasks to be performed by the CSO of an organisation.

COURSE CONTENT

- Introduction to the WFM concept
- General functionalities of the EAD WFM tool
- WFM tool Administration
 - Creation and maintenance of Organisations
 - Creation and maintenance of Users
 - User roles Management

The screenshot shows the 'Users Training ANSP training_ansp - EAD Workflow Management - Internet Explorer' window. The interface includes a navigation bar with tabs: General, Roles, Substitutions, Role substitutions, History, Access, Permissions, All permissions, Settings, and All Settings. The 'General' tab is active, displaying the following fields:

- ID:** training_ansp
- Surname:** Training ANSP
- First name:**
- Title:**
- Salutation:**
- Name suffix:**
- Gender:** --- Select ---
- Description:**
- Email:**
- Phone number:**
- Server:** EAD
- Language:** English/United Kingdom
- Active:** ☒
- Order attribute:**
- Password:**
- Date of the last password change:**
- Password policy:**
 - ☐ Password never expires
 - ☐ Has to change password at next login
 - ☐ Cannot change password
- Apply changes at:**

At the bottom of the window, there are buttons for 'Delete', 'Ok', 'Cancel', and 'Apply'.

AIP-FA

AIP



FRAMEMAKER® AUTHORIZING

COURSE DETAILS

Duration: 2 Days**Teaching methods: Classroom, PC, Practice****Participants: min 4, max 12****Price per participant: 1.613 EUR**

COURSE DESCRIPTION

This course offers delegates the opportunity to learn how to edit and author unstructured text content using FrameMaker 10. FrameMaker is a trusted, professional level, document management software suite that has been used for many years by aviation agencies around the world to deliver High-Quality, mission-critical documentation to clients.

COURSE CONTENT

- Overview of FrameMaker® Interface
- Updating the AIP Text and Document Properties
- Creating diagrams and working with graphics in the AIP
- Maintaining AIP Tabulator Information
- Creating output files and printouts from FrameMaker Documents
- Developing skills to follow the FrameAPS® AIP Editor Module
- Practical exercises

AIP-FM

AIP



FRAMEMAKER® ADVANCED

COURSE DETAILS

Duration: 3 Days**Teaching methods: Classroom, PC, Practice****Participants: min 4, max 12****Price per participant: 2.425 EUR**

COURSE DESCRIPTION

This course offers delegates the opportunity to learn how to create, edit and manage unstructured documents using FrameMaker 10. FrameMaker is a trusted, professional level, document management software suite that has been used for many years by aviation agencies around the world to deliver High-Quality, mission-critical documentation to clients.

COURSE CONTENT

- All functionalities of FrameMaker®
- Creating and modifying
- FrameMaker® templates
- Creating new book files and sections
- Formatting and complex page numbering
- Managing referenced files and defining system variables
- Generating tables of contents, lists and indices
- Working with the AIP, Supplement and AIC templates, paragraph tags and page layouts
- Additional AIP desktop publishing tutorials
- Practical exercises

FrameAPS® AIP EDITORIAL

AIP-FE

AIP



COURSE DETAILS

Duration: 3 Days

Teaching methods: Classroom, PC, Practice

Participants: min 4, max 12

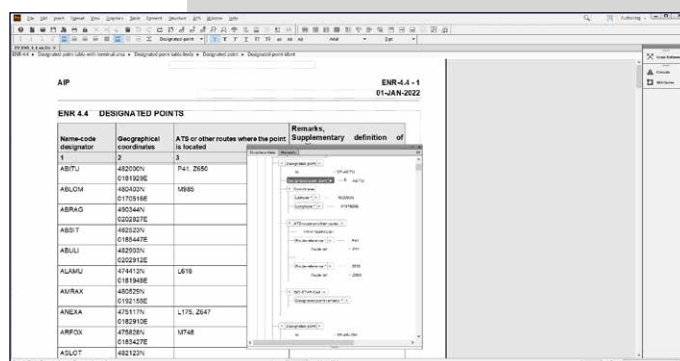
Price per participant: 2.424 EUR

COURSE DESCRIPTION

This course offers delegates the opportunity to learn how to edit and author AIP textual, tabular and datalinked content using FrameAPS in an unstructured mode. FrameAPS is a specialised, professional level, Aviation Publishing Software Suite that has been used for over a decade by the EAD and other aviation agencies around the world to deliver High-Quality, mission-critical AIP and aviation documentation to clients.

COURSE CONTENT

- Functionalities of FrameAPS®
- Navigating the FrameAPS® File menus, dialog boxes, context-sensitive menus and icons to allow full access to the AIP application menu
- Performing all tasks involved in the creation and editing of the AIP and their component parts and files using the AIP File Management tool
- Navigating the data link static data placement tool
- Using automatic AIP table generation tools
- Creating amendments, previewing changes and analyzing report files
- Printing AIP Files and Books
- Practical exercises





FrameAPS® ADMINISTRATOR

COURSE DETAILS

Duration: 2 Days

Teaching methods: Classroom, PC, Practice

Participants: min 4, max 12

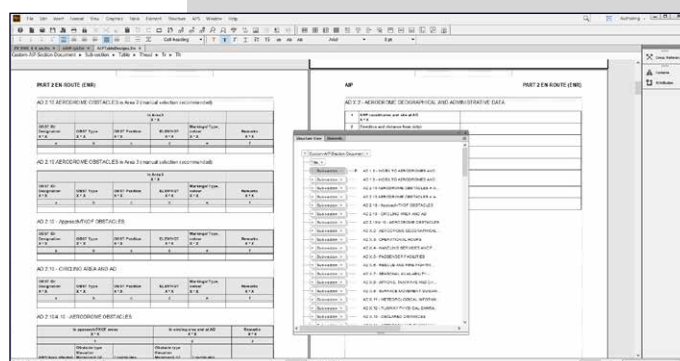
Price per participant: 1.612 EUR

COURSE DESCRIPTION

This course offers delegates the opportunity to learn how to create, manage and publish AIP and other aviation manuals using FrameAPS in an unstructured mode. FrameAPS is a specialised, professional level, Aviation Publishing Software Suite that has been used for over a decade by the EAD and other aviation agencies around the world to deliver High-Quality, mission-critical AIP and aviation documentation to clients.

COURSE CONTENT

- FrameAPS® Administration Tools
- Generation, verification and issue of AIP Amendments, Supplements and Circulars
- Rollback of AIP Amendments, Supplements and Circulars after generation
- Compiling coversheets and checklists for AIP Amendments, Supplements and Circulars
- Using the printing functions of FrameAPS® to create the PDF-files required for paper distribution
- Using the publish functions of FrameAPS® to transfer the required information to PAMS
- Performing troubleshooting procedures and high-level file manipulation and recovery
- Practical exercises



AIP-eFA

AIP



FRAMEMAKER® STRUCTURED AUTHORING

COURSE DETAILS

Duration: 2 Days**Teaching methods: Classroom, PC, Practice****Participants: min 4, max 12****Price per participant: 1.613 EUR**

COURSE DESCRIPTION

This course offers delegates the opportunity to learn how to edit and author structured text content such as an eAIP using FrameMaker 10. FrameMaker is a trusted, professional level, document management software suite that has been used for many years by aviation agencies around the world to deliver High- Quality, mission-critical documentation to clients.

COURSE CONTENT

- Basic functionalities of Structured FrameMaker®
- Working with structured Templates
- The document environment
- Container elements-editing the structure
- Working with Element Attributes
- Editing text
- Adding graphics
- Layout and Books
- Developing skills for the apsXML® eAIP Editor Module
- Practical exercises

FRAMEMAKER® STRUCTURED ADVANCED

COURSE DETAILS

Duration: 3 Days

Teaching methods: Classroom, PC, Practice

Participants: min 4, max 12


Price per participant: 1.613 EUR

COURSE DESCRIPTION

This course offers delegates the opportunity to learn how to create, edit and manage structured documents such as the eAIP using FrameMaker 10. FrameMaker is a trusted, professional level, document management software suite that has been used for many years by aviation agencies around the world to deliver High-Quality, mission-critical documentation to clients.

COURSE CONTENT

- All functionalities of Structured FrameMaker®
- The Design Structured Process
- The Design Workshop (Designing the initial page layout & setting document properties)
- Designing paragraph styles-basic and default font properties
- Refining paragraph styles-numbering properties
- Refining paragraph styles-pagination and advanced properties
- Designing character styles
- Preparing for graphics
- Designing table styles
- Designing cross-reference formats
- Designing page layout
- Book Building
- Indexes
- Practical exercises



apsXML® eAIP ADMINISTRATOR

COURSE DETAILS

Duration: 2 Days

Teaching methods: Classroom, PC, Practice

Participants: min 4, max 12

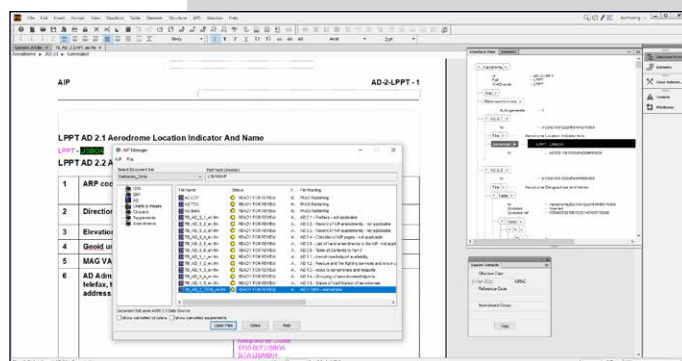
Price per participant: 2.424 EUR

COURSE DESCRIPTION

This course offers delegates the opportunity to learn how to create, edit and manage XML eAIP structured textual, tabular and datalinked content using apsXML to create xml, HTML and PDF output. apsXML is a specialised, professional level, Aviation Publishing Software Suite that has been used for many years by the EAD and other aviation agencies around the world to deliver High-Quality, mission-critical eAIP and other structured aviation documentation to clients.

COURSE CONTENT

- apsXML® Administration Tools
- Printing and publishing to PAMS
- Validating the new eAIP
(system messages, interpreting validation reports)
- Generating AIP Parts
- eAIP Preparation
- eAIP Printing
- Issuing the eAIP
- eAIP PAMS Publishing
- eSupplements
- eCirculars
- Troubleshooting and high-level file manipulation and recovery procedures
- Practical exercises



apsXML® eAIP REFRESHER

AIP-eRF

AIP



COURSE DETAILS

Duration: 3 Days**Teaching methods: Classroom, PC, Practice****Participants: min 4, max 12****Price per participant: 2.425 EUR**

COURSE DESCRIPTION

This course offers delegates the opportunity to update their skills on the apsXML software. The software changes frequently and new features are introduced to help clients keep up with regulatory changes.

This training helps people update their skills and get to grips with the software updates introduced since their initial training.

COURSE CONTENT

- Providing a refresher for those already trained and working with the eAIP tool
 - Revisiting the eAIP amendment and production cycle
 - eAIP ENR 3 Route table construction and editing
 - eAIP footnotes and linking
 - Setting up aerodrome charts in the eAIP
 - Creating circulars and supplements
 - Ensuring an eAIP validates
 - Creating and optimizing HTML output
- Covering the significant new features and workflows in the tool
 - Working with Unicode in apsXML
 - Managing AIP charts
 - Configuring section numbering
 - Other new features from the latest EAD release

Computer Aided Design Basic 2D

COURSE DETAILS

Duration: 3 Days

Teaching methods: Classroom/Virtual, PC, Practice

Participants: min 4, max 8

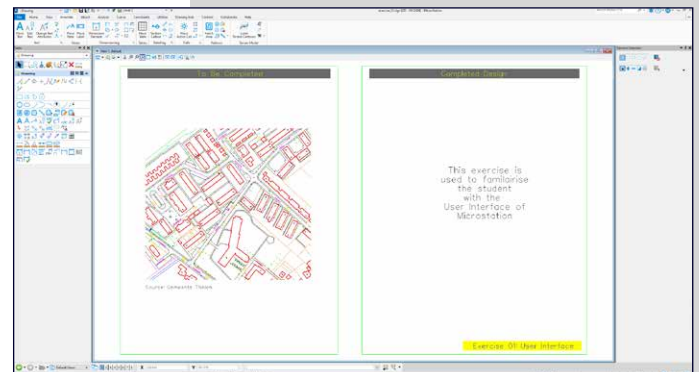
Price per participant: 1.558 EUR

COURSE DESCRIPTION

The CAD training is aimed at aeronautical charting specialists with little or no prior computer aided drafting experience. At the end of the course the students will have sufficient knowledge of Bentley MicroStation to be able to use the relevant functionality of the application to effectively create 2D designs.

COURSE CONTENT

- Concepts and functionalities of MicroStation®
- Efficient creation and maintenance of charts
- MicroStation® basic elements and manipulations
- MicroStation® complex elements and operations
- MicroStation® preferences and settings
- MicroStation® Hatching & Patterning
- MicroStation® Import/export
- Plotting
- Practical exercises



smartGLOBE® DESIGNER

COURSE DETAILS

Duration: 2 Days

Teaching methods: Classroom/Virtual, PC, Practice

Participants: min 4, max 8

Price per participant: 4.199 EUR

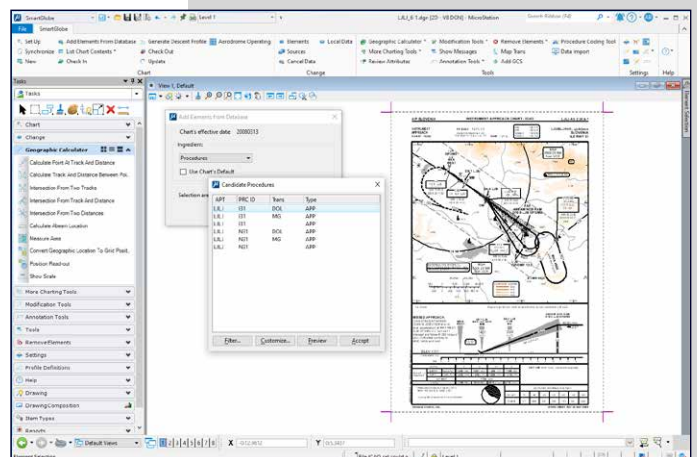
Prerequisite – CHA-MS

COURSE DESCRIPTION

The smartGlobe Designer training is aimed at the aeronautical cartographer, who will configure, set up and maintain aeronautical charts. The course combines both theory and practical exercises requiring students to complete hands-on chart creation and amendment exercises' using 'realistic' data from actual AIP's that closely reflect the operating environment of the students. The CAD Basic 2D course is a prerequisite for this course.

COURSE CONTENT

- Concepts and functionalities of smartGlobe®
- Setting up a chart
- Geographic calculator
- Adding elements to a chart
- Clean-up chart
- Synchronize and update
- Update chart (new effective date)
- Chart management
- SmartGlobe® advanced features
- Practical exercises



smartGLOBE® APPLICATION MANAGER

COURSE DETAILS

Duration: 3 Days

Teaching methods: Classroom/Virtual, PC, Practice

Participants: min 4, max 8

Price per participant: 2.799 EUR

Prerequisite - CHA-MS and CHA-SG

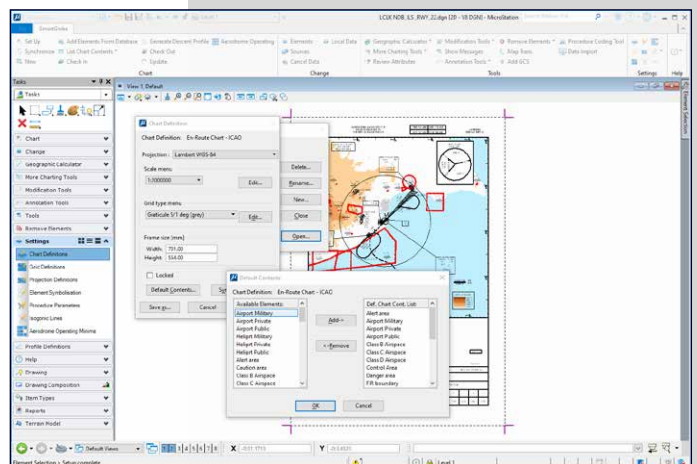
COURSE DESCRIPTION

This course is aimed at the Application and Configuration Manager. It describes how to configure the smartGlobe application, such as the definition of chart types and grid types and the configuration of projection parameters.

The MicroStation Basic 2D and smartGlobe Designer training are a prerequisite for this course.

COURSE CONTENT

- Overview the smartGlobe® settings
- Creating and maintaining chart types
- Creating and maintaining symbols and labels
- Creating and modifying grid types
- Creating and modifying projection parameters
- Practical exercises



EAD-RF

OTH



VIR

EAD Refresher Course

COURSE DETAILS

Duration: on request

Level: on request

Teaching methods: Classroom, Practice

Participants: to be agreed

Price per participant: based on duration

COURSE DESCRIPTION

- Providing Refresher for people already trained and working with EAD Tools
- SDO, PAMS, INO, Graphical Tools – refresh your skills
- Shorter and customized version of the original EAD courses
- We can detail the content based on your input (improvement and problem areas)
- Detailing the most critical functionalities of the tools
- Detailing most significant changes introduced to the tools
- Providing operational hints for handling the tools
- Discussing problem areas and questions based on the practical experience

OTH-CL

OTH



CLIENT TAYLOR MADE COURSE

COURSE DETAILS

Duration: to be agreed

Teaching methods: to be agreed

Participants: to be agreed

Price per participant: to be agreed

COURSE DESCRIPTION

- Need more practical support with EAD applications?
- Need to discuss and clarify operational procedures (EAD, OPADD, Releases etc.)?
- Our operationally experienced and highly motivated staff is available.
- Let us know your needs.
- Operational know-how, practical support or Basic knowledge - we will support you.
- Contact us for defining the Training according to your specific requirements.

This course is available On Request!

ENROLMENT FOR EAD COURSE

Please send:

Postal address:

GroupEAD Europe S.L. Mergenthalerallee 73-75
65760 Eschborn, Germany

E-Mail:

training@groupead.com

Applicant (Please print all information clearly):

Surname:	Position:
First name:	Phone:
Company:	e-mail

Superior:

Surname:	First name:
Superior e-mail:	
Invoice address for Company:	
VAT number of the Company:	

Enrollment in the following course(s):

No:	Course:	Date Request:	Alternative Date Request:
1			
2			
3			
4			

Signatures:

Date:	Applicant:	Superior:
-------	------------	-----------

TERMS AND CONDITIONS

GENERAL

All trainees shall have a sufficient command of English, enabling them to follow the training. All training material is in English, including the slides regardless of spoken language of the training.

GroupEAD will do our best to accommodate all enrolments; however, **the completed and signed enrolment form or any other mutually signed agreement must be received minimum 35 days prior to course start.** Please note, your enrolment will be confirmed within 5 business days. If you have not received this confirmation, please kindly confirm that your enrolment was successfully received by contacting training@groupead.com via e-mail.

The training fees stated apply to each trainee and are specified in the respective course description. Payments shall be made in Euro to the GroupEAD Europe S.L. bank account mentioned in the invoice sent. Training fees must be paid in full at least 30 days after the reception of the invoice.

COURSE INFORMATION

Unless otherwise stipulated, all training courses will commence on the date specified in the booking confirmation. GroupEAD Europe S.L. will give reasonable notice of any changes. Attendees have to ensure that they arrive at the training centre in good time before the start of the course. The syllabus of courses are described in the EAD Client Training Programme for the respective calendar year and available on request or by download on the website at www.groupead.com. (AIM Training Academy). Any changes to the courses as detailed in the EAD Client Training Programme is subject to mutual written agreement in advance.

TRAINING MATERIAL

The required training workbooks in electronic format will be provided by the GroupEAD Europe S.L. respective trainer for the course.

Ownership of all copyright and other intellectual property rights of the course material, including all documentation, data, technical information and know-how provided as part of the training, remains vested in the provider of the training, unless otherwise specified in the material. All such information shall be held in confidence and may

not be disclosed to third parties without the express permission of EUROCONTROL or GroupEAD Europe S.L.

CANCELLATION BY GROUPEAD

GroupEAD Europe S.L. reserves the right to cancel a training course if the minimum number of participants for that course is not met. In case of course cancellation from GroupEAD side the clients will receive written information (e-mail) at least 20 days prior to the training.

SUBSTITUTION AND CANCELLATION BY CLIENT

Up to 35 days prior to the training, a cancellation will not be charged. Upon cancellation within 35 days prior to the training, the training costs will be charged in full.

Booked participants may be substituted right up until the training course will commence if the replacement trainee fulfils the necessary conditions for the training course in question. Substitution of trainees is free.

Booked participants may be postponed from one course set to another until 14 days prior the training. This postponement will be for free if the course set they formerly booked will not fall short of the minimum number of participants. In the case of a shortfall of the minimum number of participants full price must be paid by the respective client.

No refunds will be made for non-attendance of trainees, regardless of the reason.





REMOTE TRAINING ON CLIENT'S LOCATION

Remote training at Client location is available upon request. The Client shall assure the availability of a training room at the training location, including:

1. overhead projector (connected to Trainer computer),
2. flipchart
3. one workstation with internet connection Internet, (minimum 512 Kbytes) and MS Office for every participant and also for the Trainer

Full names and e-mail addresses of all participants shall be provided to GroupEAD at least 2 weeks prior to the training.

Technical Set-up for EAD Training System is a requirement for Remote Training as per the following:

4. GroupEAD shall provide the software and connection details for remote access to EAD Training System.
5. Client in coordination with GroupEAD will assure remote access availability to EAD Training System located in Vienna, Austria. **The connection with the Training System must be available the latest two weeks prior the start of the Training Courses** on condition that GroupEAD supports the connection process when it is necessary upon request. The GroupEAD Training Department will send the Remote Connection Details

and Confirmation Checklist in advance of the training. If the connection to the EAD Training System is not **confirmed minimum two weeks before the start of the Training Courses**, GroupEAD reserves the possibility to postpone the courses until the connection is working. If the reasons of this postponement are not under the responsibility of GroupEAD, derived costs of postponement (changing flights etc.) will be covered by Client.

Preparing all PCs on location for training is not the responsibility of GroupEAD, although GroupEAD will support Client in the process.

MARKETING

For the promotion of Training, GroupEAD may use the logo and the name of the client organization attending EAD Training, as a reference customer. If you do not want us to use your logo, please kindly let us know at the time of booking.

MISCELLANEOUS

Where GroupEAD, in order to deliver the services within the scope of the Agreement, processes personal data, it shall comply with the General Data Protection Regulation-GDPR (EU) 2016/679. All other terms and conditions applicable to this EAD Training Programme, which are not specified herein, are incorporated in the Terms and Conditions available at https://www.groupead.com/wp-content/uploads/2022/08/EAD_Training_Catalog_2022_Terms_and_Conditions_V1.pdf.

DIRECTIONS

to Group EAD Europe S.L. Frankfurt

GroupEAD Europe S.L.

Business Premises Germany:
Mergenthalerallee 73-75
65760 Eschborn – Germany
Phone: +49 6196 7696302
E-mail: training@groupead.com

ARRIVING BY CAR

A 5 from the north

At Nordwestkreuz Frankfurt stay on the right lane and follow A66 in the direction Wiesbaden/F-Höchst. After approx. 1.4 km take exit Eschborn direction Kronberg/Schwalbach and drive towards Eschborn – Gewerbegebiet Süd. At the first junction turn to the right into the Frankfurter Straße and after approx. 250 metres turn left into Mergenthalerallee.

A5 from the south

Take motorway A5 until you reach Westfreuz Frankfurt, from there follow A648 in direction Wiesbaden/Köln. After approx. 3.8 km, stay left at motorway Eschborner interchange and follow A66 in direction Wiesbaden/Mainz/Köln/Frankfurt-Höchst. After approx. 800 m stay on the right following direction Eschborn/Kronberg/Schwalbach to Sossenheimer Straße. Drive towards Eschborn – Gewerbegebiet Süd. At the first junction turn to the right into the Frankfurter Straße and after approx. 250 metres turn left into Mergenthalerallee.

A66 from the west

Take the motorway exit Eschborn, keep left and turn into the Sossenheimer Straße. Drive towards Eschborn – Gewerbegebiet Süd. At the first junction turn to the right into the Frankfurter Straße and after approx. 250 metres turn left into Mergenthalerallee.



ARRIVING BY TRAIN

From Frankfurt Airport

Take the commuter train S8 Offenbach or S9 Hanau to Frankfurt central station.
Travel time: appr. 15 min.

From Frankfurt central station

Take S3 (in the direction of Bad Soden) or S4 (in the direction of Kronberg) to Eschborn Süd.
Travel time: appr. 13 min.

From Eschborn Süd, walk approx. 13 min. (800 metres) via Stuttgarter Street and Alfred-Herrhausen-Allee to arrive at Mergenthalerallee 73-75, where Taunus Tower is located.

HOTEL RECOMMENDATION

Hotel Rödelheimer Hof am Wasserturm

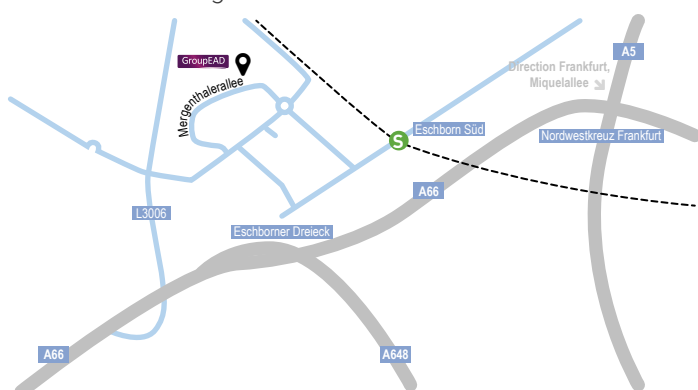
Eschborner Landstraße 146
60489 Frankfurt am Main
Telephone: +49 69 153947100
www.roedelheimer-hof.de

The niu Belt

Mergenthalerallee 23-25
65760 Eschborn, Deutschland
Telephone: +49 6196934 949 9
<https://the.niu.de/hotels/deutschland/eschborn/the-niu-belt>

Mercure Hotel Frankfurt Eschborn Süd

Frankfurterstr. 71-75
65760 Eschborn
Telephone: +49 6196 77900
<https://all.accor.com/hotel/3128/index.de.shtml>



DIRECTIONS

to Group EAD Europe S.L. Madrid

GroupEAD Europe S.L.

Business Premises Madrid

Parque Empresarial San Fernando Avenida de Castilla 2 ,
Edificio Francia, Escalera A - Piso 2

28830 San Fernando de Henares, Madrid – Spain

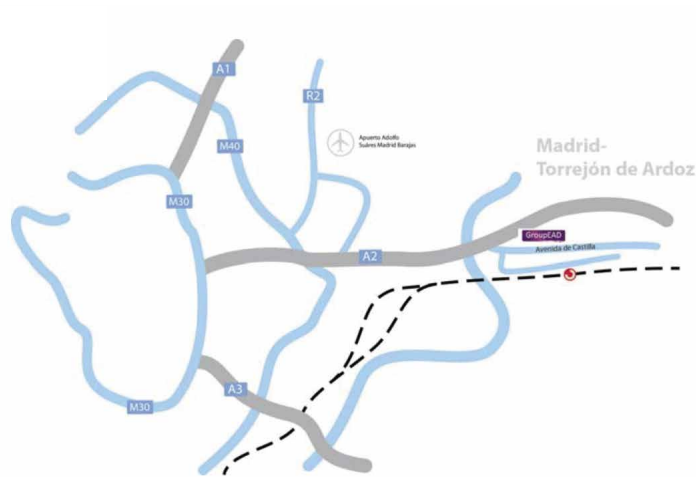
ARRIVING BY CAR

From Adolfo Suarez Madrid Barajas Airport – Terminal 1 (via Vía de Servicio)

From Terminal 1, head North to take M-14, Exit 1, Vía de Servicio and E-90/A-2 to Av. de Castilla. At the roundabout, take the 1st exit. Keep left at the fork; follow signs for M-14/ Madrid Centro ciudad/Avda. América/A-2/M-40/ A-3/A-4/A-5 and merge onto M-14. Use the right 2 lanes to take exit 1 for E-90/A-2 to Zaragoza Vía de Servicio. Continue onto Coslada / San Fernando - Vía De Servicio and stay in Vía De Servicio. Use the left lane to merge onto E-90/A-2 via the ramp to Zaragoza/Barcelona. Take exit 17A for M-115 towards M-50/ M45/R-2/Ajalvir, and at the fork keep right towards Parque Empresarial Zona Industrial. Slight right onto Av. de Castilla and the San Fernando Business Park is on your right hand side.

From Avenida de América

Head east on A-2. Take exit 17A for M-115 towards M-50/ M45/R-2/Ajalvir, and at the fork keep right towards Parque Empresarial Zona Industrial. Then slight right onto Av. de Castilla and the Business Park is on your right hand side.



ARRIVING BY TRAIN AND BUS

From Atocha Railway station

Take line C7 (red) direction Alcalá de Henares or line C2 (green) direction Guadalajara. There is a free shuttle service, which connects Torrejón de Ardoz Railway Train Station (Renfe) with our premises in San Fernando Business Park. In Torrejón de Ardoz, the shuttle stop is located in Alicante Street, 2.

From Madrid (Avenida de América)

Take the bus 1 Pol. Industrial
(in the directions to C.C. San Fernando)
211 (in the directions to Guadalajara)
223 (in the direction to Alcalá de Henares)
224 (in the directions to Torrejón de Ardoz)
224 A (in the directions to Torrejón de Ardoz,
La Mancha Amarilla)

HOTEL RECOMMENDATION


Hotel Axor Fería

Calle Campezo, 4,
28022 Madrid
Telephone +34 913 12 23 79
en.axorhoteles.com/feria/

Hotel Axor Barajas

Calle Campezo, 4,
28022 Madrid
Telephone +34 913 12 19 60
en.axorhoteles.com/suites-barajas/





GROUPEAD EUROPE S.L. BUSINESS PREMISES GERMANY

Mergenthalerallee 73-75

65760 Eschborn – Germany

Phone: +49 (0) 6196 7696 302

E-mail: training@groupead.com



GroupEAD