City Council Meeting Agenda
Study Session - 5:30 p.m.
General Session - 7:00 p.m.

Tuesday, May 6, 2025, 7:00 PM
COUNCIL CHAMBERS
1 Civic Center Circle
Brea, California 92821

Blair Stewart, Mayor **Cecilia Hupp,** Mayor Pro Tem

Christine Marick, Council Member **Marty Simonoff,** Council Member **Steven Vargas,** Council Member

This agenda contains a brief general description of each item Council will consider. The City Clerk has on file copies of written documentation relating to each item of business on this Agenda available for public inspection. Contact the City Clerk's Office at (714) 990-7756 or view the Agenda and related materials on the City's website at www.cityofbrea.gov. Materials related to an item on this agenda submitted to the Council after distribution of the agenda packet are available for public inspection in the City Clerk's Office at 1 Civic Center Circle, Brea, CA during normal business hours. Such documents may also be available on the City's website subject to staff's ability to post documents before the meeting.

Procedures for Addressing the Council

The Council encourages interested people to address this legislative body by making a brief presentation on a public hearing item when the Mayor calls the item or address other items under Matters from the Audience. State law generally prohibits the City Council from responding to or acting upon matters not listed on this agenda.

The Council encourages free expression of all points of view. To allow all persons the opportunity to speak, please keep your remarks brief. If others have already expressed your position, you may simply indicate that you agree with a previous speaker. If appropriate, a spokesperson may present the views of your entire group. Council rules prohibit clapping, booing or shouts of approval or disagreement from the audience. Please silence all cell phones and other electronic equipment while the Council is in session. Thank you.

Written comments may be submitted in advance of the meeting by emailing cityclerksgroup@cityofbrea.gov. Written comments received by 3 p.m. on the day of the meeting will be provided to the Council, will be made available to the public at the meeting, and will be included in the official record of the meeting.

Special Accommodations

In compliance with the Americans with Disabilities Act, if you need special assistance to participate in this meeting, please contact the City Clerk's Office at (714) 990-7757. Notification 48 hours prior to the meeting will enable City staff to make reasonable arrangements to ensure accessibility. (28 CFR 35.102.35.104 ADA Title II)

Important Notice

The City of Brea shows both live broadcasts and replays of City Council Meetings on Brea Cable Channel 3 and over the Internet at www.cityofbrea.gov. Your attendance at this public meeting may result in the recording and broadcast of your image and/or voice as previously described.

1. STUDY SESSION - EXECUTIVE CONFERENCE ROOM 3RD FLOOR - 5:30 P.M.

1A. Call to Order/Roll Call

1B. Public Comment

1C. Clarify Regular Meeting Topics

1D. FY 2025-27 Budget Workshop: Preview of Operating and Seven-Year Capital Improvement Program Budgets

1E. Council Member Reports/Requests

1F. Study Session Adjournment

2. GENERAL SESSION - COUNCIL CHAMBERS PLAZA LEVEL - 7:00 P.M.

2A. Call to Order/Roll Call

2B. Pledge of Allegiance: Boy Scout Troop 707

2C. Invocation: Pastor Rick Crockett, Crosspointe Church

2D. Presentation: Richard Nixon Presidential Library and Museum

2E. Proclamation: National Public Works Week

2F. Proclamation: National Police Week

2G. Report - Prior Study Session

2H. Community Announcements

2I. Matters from the Audience

2J. Response to Public Inquiries

3. PUBLIC HEARING

This portion of the meeting is for matters that legally require an opportunity for public input. Audience participation is encouraged and is limited to 5 minutes per speaker.

3A. Zoning Ordinance Text Amendment (ZOTA) No. 2025-01

— 1. Waive full reading and introduce Ordinance No. 1259 titled “An Ordinance of the City Council of the City of Brea Amending the Brea City Code by Adopting Zoning Ordinance Text Amendment No. 2025-01 and Approving CEQA Exemption Determination”;

— 2. Approve a California Environmental Quality Act (CEQA) Exemption Determination; and

— 3. Schedule adoption of aforementioned Ordinance at the next regular City Council meeting. There is no fiscal impact to the General Fund.

4. ADMINISTRATIVE ITEMS

This agenda category is for City Council consideration of a wide variety of topics related to the City's operations. Public comments regarding items in this section should be presented during "Matters from the Audience."

4A. Backflow and Cross-Connection Controls Ordinance Update; Cross-Connection Control Management Policy

— 1. Waive full reading and introduce Ordinance No. 1261, “An Ordinance of the City Council of the City of Brea Amending the Brea City Code To Update Backflow and Cross-Connection Controls and Approving a CEQA Exemption Determination,” by title only; and

— 2. Adopt Resolution No. 2025-033 approving a Cross-Connection Control Management Plan. There is no fiscal impact to the General Fund.

4B. Ordinance to Amend the Brea City Code Chapter 16.08: Fireworks

— 1. Waive full reading of and introduce Ordinance No. 1262, "An Ordinance of the City Council of the City of Brea amending the Brea City Code to update the fireworks ban and approving a CEQA Exemption" by title only. There is a potential for revenue increase due to fines, but there are no known expenditures directly related to the amendment of this ordinance.

5. CONSENT CALENDAR

The City Council/Successor Agency approves all Consent Calendar matters with one motion unless Council/Agency or Staff requests further discussion of a particular item. Items of concern regarding Consent Calendar matters should be presented during “Matters from the Audience."

5A. April 15, 2025 Regular City Council Meeting Minutes

— 1. Approve.

5B. Adopt a Resolution Establishing the City of Brea Master Employee Pay Schedule to Comply with CalPERS Regulations

— 1. Adopt Resolution No. 2025-034 establishing the updated City of Brea Master Employee Pay Schedule, confirming the pay rates/ranges for all City of Brea established positions in order to comply with CalPERS regulations. There is no fiscal impact to the General Fund.

5C. Resolution Opposing Amended Rules 1111 and 1121

— 1. Approve Resolution No. 2025-035 opposing South Coast Air Quality Management District (SCAQMD) Proposed Amended Rules 1111 and 1121. There is no fiscal impact to the General Fund.

5D. Ordinance Designating Fire Hazard Severity Zones

— 1. Waive full reading of and adopt Ordinance No. 1260 "An Ordinance of the City Council of the City of Brea designating fire hazard severity zones," formally accepting and implementing the updated California Department of Forestry and Fire Protection (CAL FIRE) Local Responsibility Area (LRA) maps for our jurisdiction. The adoption of the updated LRA maps will be absorbed within the existing Fire Department budget.

5E. Budget Adjustments to the City Operating and Capital Improvement Program Budgets for FY 2023-25

— 1. Adopt Resolution No. 2025-036 and 2025-037 appropriating funds to adjust the Fiscal Year 2023-25 City Operating and Capital Improvement Program Budgets.

5F. Second Amendment to the Waste Disposal Agreement with the County of Orange for Solid Waste Disposal Services

— 1. Approve a second amendment to the Waste Disposal Agreement with the County of Orange for solid waste disposal services extending the term by 12 months. As part of the amended and restated franchise agreement with Republic Services, the increased disposal costs were already incorporated into the recently approved solid waste rate increases. No additional appropriations are needed for the FY 2025-2026 Sanitation and Street Sweeping Fund (440) operating budget.

5G. Award Contract with All American Asphalt in the Amount of $2,349,866.00 for the Birch Street Phase 1A Street Improvements from N. Kraemer Boulevard to Valencia Avenue, CIP 7329

— 1. Approve the Plans and Specifications;

— 2. Receive bids;

— 3. Award Contract to the lowest responsive and responsible bidder, All American Asphalt, in the amount of $2,349,866.00; and,

— 4. Authorize the City Engineer to issue Change Orders up to a "not to exceed" amount of 10% of the Contract Price. There are sufficient funds to complete the Project construction in the approved FY 2024-25 CIP Project budget.

5H. Joint Use Agreement Between City of Brea and Southern California Edison for the SR-57 & Lambert Road Interchange Improvements, CIP 7251

— 1. Approve Joint Use Agreement with Southern California Edison. There is no fiscal impact to the General Fund.

5I. Approve Child Abuse Services Operational Agreement with University of California, Irvine

— 1. Approve a three-year operational agreement with the University of California, Irvine Department of Pediatrics for child sexual abuse examinations. The cost of the contract has been incorporated into the Police Department's adopted budget.

5J. City Disbursement Registers for April 11, 2025, April 18, 2025 , and April 25, 2025

— 1. Receive and file.

6. ADMINISTRATIVE ANNOUNCEMENTS

6A. City Manager

6B. City Attorney

6C. Council Requests

7. COUNCIL ANNOUNCEMENTS

7A. Council Announcements

8. ADJOURNMENT

8A. Meeting Adjournment

Date Posted: May 1, 2025

City of Brea

City Council Regular Meeting Communication

D. FY 2025-27 Budget Workshop: Preview of Operating and Seven-Year Capital Improvement Program Budgets

Meeting	Agenda Group
Tuesday, May 6, 2025, 7:00 PM	STUDY SESSION - EXECUTIVE CONFERENCE ROOM 3RD FLOOR - 5:30 P.M. Item: 1D.

TO	FROM
Honorable Mayor and City Council Members	Kristin Griffith, City Manager

RECOMMENDATION

- Review and approve the proposed recommended decision packages for inclusion within the FY 2025-27 Operating Budget scheduled for adoption on June 17, 2025;
- Appropriate General Fund Excess Reserves to close the General Fund budget gap for FY 2025-27 as presented in the FY 2025-27 Operating Budget Workbook; and
- Review and receive presentation for the City's Seven-Year Capital Improvement Program Budget scheduled for adoption on June 17, 2025.

BACKGROUND/DISCUSSION

City staff is pleased to present for the City Council's consideration the City's two-year Biennial Budget covering the annual periods from July 1, 2025 through June 30, 2026 and July 1, 2026 through June 30, 2027. With the guidance of City Council, this budget was developed to provide the highest level of services to our residents and business community while continuing to evaluate fiscal constraints and develop long term strategies to address projected budget shortfalls. Below are some of the long-term strategies currently being evaluated. Realizing that financial information is unknown at this time, staff will continue discussions with City Council and reintroduce any items once more definitive financial information becomes available:

- Evaluation of lease agreements at the Civic & Cultural Center;
- Evaluation of subsidies provided to other agencies, user groups and/or events;
- Evaluation of oil franchise fees and cell tower lease agreements;
- Evaluation of market outreach to film industry;
- Updates to the Brea Mall Message Board signage revenue projections;
- Consideration of short-term rentals and other business opportunities; and
- Consideration of business license tax and transient occupancy tax (TOT) updates.

The proposed General Fund budget, as summarized in this Budget Workbook, sets the financial course for the City and defines the priority of services provided to our community. It is the culmination of months of effort from City staff, City departments and City Council. The proposed budget for the coming two fiscal years includes both one-time and long-term budget considerations. A detailed list of budget considerations is provided in the section entitled, "General Fund Budget Changes" which illustrates the changes from the baseline budget presented to City Council at their Offsite Meeting on January 28, 2025 for FY 2025-27. It's important to note that the City continues to make all debt obligation payments, address replacement capital needs and continues to provide high level of services to the community despite the temporary budget changes proposed in the budget.

Looking at the City's major revenue sources, sales tax has drastically fluctuated downward this past fiscal year as a result of prior year misallocations, shifts in consumer spending to non-taxable purchases and uncertainty in major business sectors including General Retail and Transportation segments. Sales tax revenues is the largest revenue source for the City's General Fund and represents approximately 40 percent of the City's General Fund budget.

Looking ahead, staff is proposing to include sales tax projections related to new development as a result of the current expansion at the Brea Mall. New restaurants and retail storefronts are expected this coming fiscal year, and as such, additional sales tax revenue was assumed. Estimates still remain conservative, however projections can change with shifts in the economic environment related to consumer spending habits and inflationary uncertainty in the market.

Property taxes, which is the City's second largest General Fund revenue source, also continues to maintain marginal growth as development continues within the City. Staff remains cautiously optimistic as we present the proposed FY 2025-27 budget and are closely monitoring the state of the economy as the risk of a recession continues to loom in the coming fiscal years. As more information becomes available, staff will adjust assumptions and return to City Council at a later date.

Overall, this budget workbook provides a preview of the FY 2025-26 and FY 2026-27 budgets with opportunities for comments, input, and direction from City Council. The information presented tonight is based upon staff's objective assumptions for both revenues and expenditures on information that is known as of May 6, 2025. The following are key points to consider while reviewing the Budget Workbook which is provided as Attachment A:

City Mission Statement, Organizational Goals and City Council's Top Priorities and Projects – The City's mission statements and City Council's top priorities and projects are provided as a reference and is the foundation for the City's budget.

Fiscal Policies Statement – The City's Fiscal Policies Statement sets the financial framework for the City's budget.

General Fund Budget Changes – This section details the organizational efforts taken to balance the City's General Fund budget shortfall that was previously presented at the City Council Offsite on January 28, 2025 for FY 2025-27 projections. The budget information presented at the City Council Offsite was an initial starting point of the budget development process and did not include department submittals or updated revenue projections.

General Fund Five Year Projections – The Five Year Projections represent staff's estimate, as of May 6, 2025, of where the General Fund will be for each of the next five fiscal years. The projection serves as a tool to identify financial trends, shortfalls, and issues enabling the City to proactively address them. The goal of the Five Year Projections is to assess the City's ability over the next five years to:

- Continue current service levels based upon the City's operational goals;
- Preserve the City's long-term fiscal health by aligning operating revenues and costs; and
- Maintain the City's general fund reserves in accordance with the City's fiscal policies.

It is important to stress that projections beyond fiscal year 2026-27 are NOT a budget and are used to highlight the need to prioritize the allocation of City resources. The projections are to provide an overview of the City's fiscal health based on various assumptions over the next five years, offering the City Council, departments, and residents of Brea a "snapshot" of the financial outlook beyond this budget cycle. The Five Year Projections serves as a planning tool to bring a long-term perspective to the budget process. The assumptions used in preparing the projections are detailed in this section of the workbook and are categorized by revenue and expenditure assumptions.

Lastly, it is important to note that any projected gains or losses to future CalPERS employer rate, as a result of changes in the investment market, are amortized over a 20-year horizon. There are no changes for the first two years followed by a ramp up over the next five years, and then levels off for the remaining 15 years. The CalPERS rate of return fluctuates and therefore future year rates are subject to change. The current discount rate is set at 6.8% however there is no guarantee where its value will land at fiscal year-end.

Decision Packages – Decision packages are department requests for new programs, personnel, and/or equipment. They are organized by fund and are not presented in any priority order. There is a total of 14 decision packages recommended for review and consideration. The packages presented are for City Council review and feedback, as well as a provide a preview of the needs of the upcoming two fiscal years.

Decision Packages On-Hold – Decision packages on-hold are those requests submitted as part of the budget process that are not recommended at this time due to funding availability. The recommendation is to place these requests on hold as further discussion is needed or funding becomes available. Staff may bring these requests back for consideration as funding becomes available or if the need addressed by the request is prioritized at a later date.

Fund Summaries – This section of the workbook includes the fund summaries of those funds impacted by the proposed decision packages. The fund summaries identify funding availability and include any associated costs of the proposed decision packages.

Successor Agency – The expenditure summary for the Successor Agency to the Brea Redevelopment Agency is presented in this section of the workbook.

Tonight's presentation will also provide an opportunity to review the City's proposed Seven Year Capital Improvement Program Budget which is provided as Attachment B.

RESPECTFULLY SUBMITTED:

Kristin Griffith, City Manager
Prepared by: Alicia Brenner, Budget Manager
Concurrence: Monica Lo, Director of Administrative Services

Attachments

Attachment A - 25-27 Budget Workbook Operating.pdf
Attachment B - Seven Year CIP Proposed Budget.pdf

FY 2025-27 BUDGET WORKSHOP

May 6, 2025

Prepared by:

Administrative Services Department

CITY OF BREA

CITY MANAGER'S OFFICE

May 6, 2025

TO: **Mayor and City Council**

FROM: **Kristin Griffith, City Manager**

SUBJECT: **FY 2025-26 and 2026-27 Budget Workbook Introduction**

City staff is pleased to present for the City Council's consideration the City's two-year Biennial Budget covering the annual periods from July 1, 2025 through June 30, 2026 and July 1, 2026 through June 30, 2027. With the guidance of City Council, this budget was developed to provide the highest level of services to our residents and business community while continuing to evaluate fiscal constraints and develop long term strategies to address projected budget shortfalls. Below are some of the long-term strategies currently being evaluated. Realizing that financial information is unknown at this time, staff will continue discussions with City Council and reintroduce any items once more definitive financial information becomes available:

- Evaluation of lease agreements at the Civic & Cultural Center;
- Evaluation of subsidies provided to other agencies, user groups and/or events;
- Evaluation of oil franchise fees and cell tower lease agreements;
- Evaluation of market outreach to film industry;
- Updates to the Brea Mall Message Board signage revenue projections;
- Consideration of short-term rentals and other business opportunities; and
- Consideration of business license tax and transient occupancy tax (TOT) updates.

The proposed General Fund budget, as summarized in this Budget Workbook, sets the financial course for the City and defines the priority of services provided to our community. It is the culmination of months of effort from City staff, City departments and City Council. The proposed budget for the coming two fiscal years includes both one-time and long-term budget considerations. A detailed list of budget considerations is provided in the section entitled, "General Fund Budget Changes" which illustrates the changes from the baseline budget presented to City Council at their Offsite Meeting on January 28, 2025 for FY 2025-27. It's important to note that the City continues to make all debt obligation payments, address replacement capital needs and continues to provide high level of services to the community despite the temporary budget changes proposed in the budget.

Looking at the City's major revenue sources, sales tax has drastically fluctuated downward this past fiscal year as a result of prior year misallocations, shifts in consumer spending to non-taxable purchases and uncertainty in major business sectors including General Retail and Transportation segments. Sales tax revenues is the largest revenue source for the City's General Fund and represents approximately 40 percent of the City's General Fund budget.

Looking ahead, staff is proposing to include sales tax projections related to new development as a result of the current expansion at the Brea Mall. New restaurants and retail storefronts are expected this coming fiscal year, and as such, additional sales tax revenue was assumed. Estimates still remain conservative, however projections can change with shifts in the economic environment related to consumer spending habits and inflationary uncertainty in the market.

Property taxes, which is the City's second largest General Fund revenue source, also continues to maintain marginal growth as development continues within the City. Staff remains cautiously optimistic as we present the proposed FY 2025-27 budget and are closely monitoring the state of the economy as the risk of a recession continues to loom in the coming fiscal years. As more information becomes available, staff will adjust assumptions and return to City Council at a later date.

Overall, this budget workbook provides a preview of the FY 2025-26 and FY 2026-27 budgets with opportunities for comments, input, and direction from City Council. The information presented tonight is based upon staff's objective assumptions for both revenues and expenditures on information that is known as of May 6, 2025. The following are key points to consider while reviewing the Budget Workbook:

City Mission Statement, Organizational Goals and City Council's Top Priorities and Projects – The City's mission statements and City Council's top priorities and projects are provided as a reference and is the foundation for the City's budget.

Fiscal Policies Statement – The City's Fiscal Policies Statement sets the financial framework for the City's budget.

General Fund Budget Changes – This section details the organizational efforts taken to balance the City's General Fund budget shortfall that was previously presented at the City Council Offsite on January 28, 2025 for FY 2025-27 projections. The budget information presented at the City Council Offsite was an initial starting point of the budget development process and did not include department submittals or updated revenue projections.

General Fund Five Year Projections – The Five Year Projections represent staff's estimate, as of May 6, 2025, of where the General Fund will be for each of the next five fiscal years. The projection serves as a tool to identify financial trends, shortfalls, and issues enabling the City to proactively address them. The goal of the Five Year Projections is to assess the City's ability over the next five years to:

- Continue current service levels based upon the City's operational goals;
- Preserve the City's long-term fiscal health by aligning operating revenues and costs; and
- Maintain the City's general fund reserves in accordance with the City's fiscal policies.

It is important to stress that projections beyond fiscal year 2026-27 are NOT a budget and are used to highlight the need to prioritize the allocation of City resources. The projections are to provide an overview of the City's fiscal health based on various assumptions over the next five years, offering the City Council, departments, and residents of Brea a "snapshot" of the financial outlook beyond this budget cycle. The Five Year Projections serves as a planning tool to bring a long-term perspective to the budget process. The assumptions used in preparing the projections are detailed in this section of the workbook and are categorized by revenue and expenditure assumptions.

Lastly, it is important to note that any projected gains or losses to future CalPERS employer rate, as a result of changes in the investment market, are amortized over a 20-year horizon. There are no changes for the first two years followed by a ramp up over the next five years, and then levels off for the remaining 15 years. The CalPERS rate of return fluctuates and therefore future year rates are subject to change. The current discount rate is set at 6.8% however there is no guarantee where its value will land at fiscal year-end.

Decision Packages – Decision packages are department requests for new programs, personnel, and/or equipment. They are organized by fund and are not presented in any priority order. There is a total of 14 decision packages recommended for review and consideration. The packages presented are for City Council review and feedback, as well as a provide a preview of the needs of the upcoming two fiscal years.

Decision Packages On-Hold – Decision packages on-hold are those requests submitted as part of the budget process that are not recommended at this time due to funding availability. The recommendation is to place these requests on hold as further discussion is needed or funding becomes available. Staff may bring these requests back for consideration as funding becomes available or if the need addressed by the request is prioritized at a later date.

Fund Summaries – This section of the workbook includes the fund summaries of those funds impacted by the proposed decision packages. The fund summaries identify funding availability and include any associated costs of the proposed decision packages.

Successor Agency – The expenditure summary for the Successor Agency to the Brea Redevelopment Agency is presented in this section of the workbook.

The City's proposed Seven Year Capital Improvement Program budget will be transmitted to the City Council as a separate document. Staff looks forward to reviewing and discussing the proposed FY 2025-27 Budget. If you should have any questions prior to the meeting, please do not hesitate to contact me.

[INTENTIONALLY LEFT BLANK]

CITY MISSION STATEMENT

All work performed in the organization must somehow relate to a basic policy direction as developed by the City Council. The fundamental building block upon which we base our work programs are the Council Mission Statement. A Mission Statement is a broad-based, generic policy developed by the City Council usually covering a single issue area. Mission Statement is an expression of the Council's vision. Usually expressed as a definitive statement of purpose ("Brea will do…" "The City is committed to…"), a Mission Statement guide the development of operational goals by the various departments.

Maintain a Safe Environment for Breans

Public safety is a basic element of Brea's quality of life. The City will continue to use education and prevention approaches as well as enforcement and appropriate maintenance of facilities to enhance people's sense of security.

Ensure Brea Remains a Special Place

Brea's small town atmosphere, our sense of community and our physical assets make Brea a special place. The City resolves to protect Brea's hillside and canyon areas and foster family values, quality education, cultural understanding, a vibrant civic and cultural life, and an involved and caring citizenry.

Protect and Enhance Brea as a Balanced Community

A successful community sustains itself by ensuring a balance in physical, economic and human development. A balanced community provides residents and businesses with the infrastructure and services which fulfill the diverse expectations of the community. A balanced community will provide a variety of land uses, promote economic health, and create and retain jobs while diversifying the revenue base needed to support services and maintain a sound reserve fund. A balanced community will also ensure a diversity of affordable housing opportunities for all elements of Brea, from the young to the old.

Increase Breans' Sense of Civic Ownership

The City commits itself to two-way communication and interaction with the community to facilitate vision building, long-range planning, and organizational excellence. These elements are necessary for the long-term success of the community.

2025 – 2027 OPERATIONAL GOALS

Operational Goals specifically describe the desired end result of various City programs. Operational Goals support one or more Mission Statements and begin to convert City Council policy as expressed through Mission Statements to specific program activities. The below operational goals have been reviewed by the Executive Team and recommended for City Council review. City Council typically approves these goals biennially.

One of the ongoing goals of the City Council is somewhat intangible. It involves the notion of "Quality of Life" and attention to the "little things" that make a difference to individuals or specific neighborhoods. All City Departments work to provide programs and services that will make a difference in the Quality of Life of our residents and business community. Many of the operational goals identified below directly or indirectly address these general quality of life issues.

Support Community Diversity & Civic Involvement

Promote Environment Sustainability & Recycling Efforts

Promote Long Term Financial Stability

Provide Effective & Efficient Public Services

Invest in City Infrastructure, Facilities & Neighborhoods

Improve Employee Relations, Retention & Attraction

Promote Economic Development & Affordable Housing

Support Homeless Outreach Efforts & Resource Assistance

Explore Collaborative & Regional Partnerships

CITY COUNCIL TOP PRIORITIES AND PROJECTS

On January 28, 2025, the City Council and Executive Team met to review priorities and projects for the current and upcoming fiscal years. Guided by the City's Mission Statement and Operational Goals, the following priorities and projects for fiscal years 2025-27 are outlined below in no particular order.

1. Seek opportunities to stabilize the City's CalPERS rates
2. Continue to enhance community engagement by implementing findings from parks, recreation, senior services, and cultural arts studies and Master Plans
3. Continue development of the Tracks at Brea Trail, including enhancements throughout existing segments, as well as completion of the Western Extension
4. Continue to support efforts to reduce homelessness in Brea and throughout Orange County
5. Continue to explore sustainable fleet options for environmental responsibility
6. Implement pavement upgrades to improve streets citywide
7. Complete discussion with the County regarding the updated WISE Agreement
8. Develop strategy for Phase 2 of construction of the Arovista Park Modernization project
9. Enhance the Fire and Police Department's emergency response by expanding resources, improving technology, and optimizing operational efficiency
10. Develop an Economic Development Strategic Plan
11. Actively pursue organization marketing opportunities to enhance community recognition, and improve employee recruitment, and employee retention
12. Evaluate the annexation of the Sphere of Influence (SOI) to support city growth and development
13. Enhance and expand traffic safety efforts: Including but not limited to community education programs on safe driving practices and e-bike safety
14. Complete and maintain the Police Department's Integrated Crime Center (ICC)
15. Identify and pursue innovative strategies to enhance city revenue and reduce costs through operational improvements and strategic resource management

[INTENTIONALLY LEFT BLANK]

FISCAL POLICIES STATEMENT

Operating Budget Policies

- The City will adopt a balanced budget by June 30 of each biennial year. A continuing appropriations resolution must be adopted by the City Council if the budget adoption will be delayed past June 30.
- An annual base Operating Budget will be developed by verifying or conservatively projecting revenues and expenditures for the current and forthcoming two fiscal years.
- During the budget development process, the existing base budget will be thoroughly examined to assure removal or reduction of any services or programs that could be eliminated or reduced in cost.
- Current revenues will be sufficient to support current operating expenditures.
- The biennial operating budgets will provide for adequate design, construction, maintenance, and replacement of the City's capital plan and equipment.
- The City will project its equipment replacement and maintenance needs for the next five years and will update this projection each year. From this projection a maintenance and replacement schedule will be developed and followed.
- The City will avoid budgetary and accounting procedures that balance the current budget at the expense of future budgets.
- The City will forecast its General Fund expenditures and revenues for each of the next five years and will update this forecast at least annually.
- Any revenues over expenditures from the prior fiscal year shall be transferred as follows: 95 percent to the City's Fixed Asset Replacement Fund (FARP) and 5 percent to the City's Other Post-Employment Benefits Fund (OPEB).
- The City will work toward and maintain one year's amount of pension obligation costs within the City's Section 115 Trust Account for Post-Employment Benefits. Contribution amounts by fund should be based upon a percent of annual pension obligation costs and shall include the City's enterprise funds.

General Fund Reserve Policies

- The City will maintain General Fund contingency reserves at a level at least equal to 25% of the General Fund expenditures. Of which 10% is for an Operating Reserve to provide sufficient cash flow and 15% is for an Budget Stabilization Reserve to provide resources in the event of the following:
  - Temporary or one-time decrease of revenues, such as state subventions;
  - Economic downturn or when one or more of the General Fund's major revenue sources decreases more than 10% while expenditure reductions are implemented;
  - Natural (e.g. fire, earthquake, flood) and catastrophic disasters (e.g. civil unrest, acts of terrorism, airplane crashes).
- Whenever contingency reserves are used, the reserve shall be replenished as soon as possible. Fifty percent or more of available year-end funds may be allocated to the contingency reserves annually until the reserve is at the target of 25%. The reserves will be funded in the following priority order:
  - Operating Reserve
  - Budget Stabilization Reserve
- In no circumstances shall the total contingency reserve balance drop below 10% of the City's annual operating expenditures.

FISCAL POLICIES STATEMENT

Capital Replacement Reserve Policies

- For General Fund assets, the City will maintain a Community Center Replacement Fund (181) and a Fixed Asset Replacement Fund (182) to provide for the timely replacement of capital replacement items.
- The City will strive to maintain a minimum fund balance in these capital reserve funds of at least three times the annual General Fund contribution amount. This amount will be adjusted biennially as part of the budget process.
- The annual contribution to these funds from the General Fund will generally be based on the annual use allowance which is determined based upon the estimated life of the asset and its original purchase cost as identified in the Reserve Study.
- Borrowing from these capital reserve funds to balance the General Fund budget for items not defined in the Reserve Study or for a capital replacement item requires approval by City Council ad shall include a reason for the funding decision and a funding plan for repayment. Any borrowing from these capital reserve funds must be in compliance with the City's Reserve Fund Transparency Ordinance.
- Any borrowing from these capital reserve funds not defined in the Reserve Study or for a capital replacement item shall be documented on the balance sheet as a liability.

Revenue Policies

- The City will try to maintain a diversified and stable revenue system to shelter it from short-term fluctuations in any one revenue source.
- Because revenues, especially those of the General Fund, are sensitive to both local and regional economic conditions, revenue estimates adopted by the City Council must be conservative.
- The City will estimate its annual revenues by an objective, analytical process utilizing trend, judgmental and statistical analysis as appropriate.
- User fees will be adjusted annually to recover the full cost of services provided, except when the City Council determines that a subsidy from the General Fund is in the public interest.
- Community Services fees will be reviewed and recommended by the appropriate City Council appointed Commission for adoption.
- One-time revenues will be used for one-time expenditures only.

Expenditure Policies

- The City will maintain a level of expenditures which will provide for the public well-being and safety of the residents of the community.
- City Council approval is required before expending General Fund or contingency reserves.
- Expenditures budgeted in one fiscal year may be carried over to the next fiscal year automatically if the purpose for which the expenditure was budgeted has not been completed. Such carryovers shall not occur for more than two budget cycles without City Council approval (with the exception of PEG Fees, CASP Fee Training, Senior Center Case Management Funds, Senior Center and Olinda Museum Donations, Senior

Transportation Program Overhead, Public Art Trust Account, Housing Rehabilitation Funds and Seagraves Fire Truck Maintenance). As part of the biennial budget, the City Manager shall have the authority to automatically carryover available appropriation from one fiscal year to another fiscal year for a new expenditure so long as the total appropriation per expenditure does not exceed the City Manager's authority limit of $50,000.

- Operating expenditure budgets which have been changed solely as the result of City Council approved labor agreements need not be re-approved by the City Council.
- Self-insurance reserves will be maintained at a level which, together with purchased insurance policies, adequately protect the City. The City will strive to maintain a reserve of three times its self-insurance retention.

Utility Rates and Fees

- The City will annually set fees and user charges for each enterprise fund on a "pay as you go basis" at a level that fully supports the total direct and indirect cost of the activity. Indirect costs include the cost of annual depreciation of capital assets and overhead charges.
- The City will maintain adequate reserves in each of the enterprise funds to protect these essential City programs. Urban Runoff Fund reserves, Water Fund reserves and Sewer Fund reserves shall have a minimum operating reserve equal to three months of operating expenditures and a capital reserve equal to one-year of capital expenditures.
- As required by the Water Revenue Bond Indenture, water rates must be set in an amount sufficient to meet the bond coverage tests and certified on an annual basis by an independent financial advisor.
- The use of long-term debt is an acceptable financing mechanism for the construction of capital improvements to the existing system; the annual debt service must be included in the current rate structure.

Capital Improvement Budget Policies

- The City will develop a seven-year plan for capital improvement (CIP), including CIP design, development, implementation, and operating and maintenance costs.
- The City will make all capital improvements in accordance with an adopted and funded seven-year capital improvement plan.
- The City will identify the estimated costs, potential funding sources and project schedule for each capital project proposal before it is submitted to the City Council for approval.
- The City will carry over all capital project appropriation balances for use in next fiscal year.
- The City will use intergovernmental assistance to finance only those capital improvements that are consistent with the Capital Improvement Program and City priorities, and whose operating and maintenance costs have been included in the budget.
- The City will coordinate development of the Capital Improvement Budget with the development of the Operating Budget. All costs for internal professional services needed to implement the CIP will be included in the Operating Budget for the year the CIP is to be implemented.
- Cost tracking for components of the Capital Improvement Program will be implemented and updated quarterly to ensure project completion within budget and established timelines.

FISCAL POLICIES STATEMENT

Short-Term Debt Policies

- The City may use short-term debt to cover temporary or emergency cash flow shortages. All short-term borrowing will be subject to City Council approval by ordinance or resolution.
- The City may issue Interfund loans rather than outside debt instruments to fund short-term cash flow needs. Interfund loans will be permitted only if an analysis of the affected fund indicates excess funds are available and the use of these funds will not impact its current operations. The prevailing interest rate, as established by the City's Administrative Services Department, will be paid to the lending fund.
- The actual issuance of debt shall be in compliance with the City of Brea Local Debt Policy.

Long-Term Debt Policies

- The City will confine long-term borrowing to capital improvements that cannot be financed from the current revenues.
- Wherever possible, the City will use special assessment, revenue, or other self-supporting bonds instead of general obligation bonds.
- The City will have in place a Financing Team including bond counsel, an underwriter, and a financial advisor to assist the City throughout the year in developing and implementing its long range financial planning.
- The actual issuance of debt shall be in compliance with the City of Brea Local Debt Policy.

Investment Policies

- The City Council will review and adopt annually an investment policy as recommended by the Investment Advisory Committee. The policy will be in compliance with State law. The Administrative Services Director will submit a monthly report of investments to the City Council.

Accounting, Auditing and Financial Reporting

- The City's accounting and financial reporting systems will be maintained in conformity with generally accepted accounting as promulgated by the Government Accounting Standards Board and the Financial Accounting Standards Board.
- Full disclosure will be provided in the financial statements and bond representations.
- The City will maintain not less than an "A" credit rating in the financial community.
- An annual audit will be performed by an independent public accounting firm with the subsequent issue of an official Annual Comprehensive Financial Report (ACFR), including the auditor's opinion.
- The annual audit will include a report on internal control, including auditor recommendations and management responses.
- The City will endeavor to submit its ACFR to the Governmental Finance Officers Association award program to ensure that its financial reporting meets the highest standards of government accounting.

Development Plan Processing

- Development process costs and related administrative expenses will be totally offset by development fees.
- All future developments will be analyzed for their fiscal impact on the City. Fiscal impacts include both ongoing revenue and expenditure and capital improvements and facilities required directly or indirectly as a result of the new development. Developments will be required to either have a positive or neutral fiscal impact. Developments which are determined to have a negative fiscal impact will be required to provide nexus related fees or charges to eliminate the negative impact.

[INTENTIONALLY LEFT BLANK]

FY 2025-27 GENERAL FUND BUDGET CHANGES

On January 28, 2025, staff presented a General Fund budget shortfall of $10.6 million in Fiscal Year 2025-26 and continues in Fiscal Year 2026-27. The information presented at this meeting was an initial starting point of the budget development process and did not include department budget submittals or updated revenue projections. The below budget changes presented are efforts to address the City's General Fund deficit for fiscal year 2025-26 and 2026-27. Majority of the budget efforts identified are temporary and may not be sustainable beyond the biennial budget cycle. City Council concurrence and direction is needed for staff to prepare the General Fund Operating Budget before the June 30th deadline.

Budget information provided are rounded estimates and are categorized by Revenue Changes, Transfers-In Changes, Expenditure Changes and Transfer-out Changes. Budget information items are not listed in any priority order.

No	Description	Comments	YEAR 1 Net Savings	YEAR 2 Net Savings
Revenue Changes				
1	Increased sales tax projections based upon sales tax activity through December 31, 2024. Includes increased projections associated to new development	dependent on economic environment	$ 2,460,000	$ 2,662,000
2	Increased property tax projections to include assumptions related to new development	- -	$ 983,000	$ 1,900,000
3	Increased Community Service fees for various programs including emphasis on cost recovery from non-residents	- -	$ 560,000	$ 753,000
4	Programmed Fire Strike-Team reimbursement revenues from Cal-OES	dependent on Strike Team responses	$ 150,000	$ 150,000
5	Programmed conservative revenue assumption associated with the Brea Mall Message Board Signage	- -	$ -	$ 100,000
6	Increased Indirect Overhead Contribution revenue based upon updated Cost Allocation Plan (CAP)	- -	$ 290,000	$ 100,000
7	Cost recovery efforts for the City's User Fee Study currently underway	Conservative	$ 150,000	$ 200,000
8	Changes in revenues based upon updated projections including transient occupancy tax, business license, grants, etc.	- -	$ 120,600	$ (486,467)
		Revenue Changes (Sub-total)	**$ 4,713,600**	**$5,378,533**

FY 2025-27 GENERAL FUND BUDGET CHANGES

No	Description	Comments	YEAR 1 Net Savings	YEAR 2 Net Savings
Transfers-In Changes				
9	Programmed Transfer-in from the City's Community Benefit and Economic Development Fund (140)	temporary	$ -	$ 300,000
10	Programmed Transfer-in from the City's Public Safety Augmentation Fund (172) to support public safety related operating needs	temporary	$ 250,000	$ 500,000
11	Programmed Increased Transfer-in from the City's Supplemental Law Enforcement Services Fund (173)	temporary	$ 80,000	$ 80,000
12	Programmed Transfer-in from the City's Golf Course Fund (465)	temporary	$ 1,300,000	$ 1,300,000
		Transfer-In Changes (Sub-total)	**$ 1,630,000**	**$ 2,180,000**
		TOTAL REVENUE CHANGES	**$ 6,343,600**	**$ 7,558,533**

No	Description	Comments	YEAR 1 Net Savings	YEAR 2 Net Savings
Expenditure Changes				
13	PERSONNEL - Freeze full-time vacant Senior Management Analyst Position in City Manager's Office	temporary	$ 144,000	$ 147,000
14	PERSONNEL - Eliminate full-time vacant Software Developer Position in the City's Information Technology Division and use as-needed consultant services	- -	$ 80,000	$ 80,000
15	PERSONNEL - Underfill certain vacant full-time positions in the Administrative Services Department including the Senior Management Analyst Position, Senior Accountant Position and the Deputy Administrative Services Director position	temporary	$ 120,000	$ 120,000
16	PERSONNEL - Freeze full-time vacant Detective Sergeant Position for one year	temporary	$ 300,000	$ -

FY 2025-27 GENERAL FUND BUDGET CHANGES

No	Description	Comments	YEAR 1 Net Savings	YEAR 2 Net Savings
Expenditure Changes (continued)				
17	PERSONNEL - Freeze full-time vacant Fire Engineer Position for one year and backfill with overtime	temporary	$ 15,000	$ -
18	PERSONNEL - Freeze full-time vacant Firefighter Position and backfill with overtime	temporary	$ 42,000	$ 45,000
19	PERSONNEL - Freeze two full-time vacant Combination Inspector Positions and utilize as-needed consultant services	temporary	$ 120, 000	$ 127, 000
20	PERSONNEL – Continue to seek grant opportunities to fund Homeless Outreach Liaison position in the Brea Resource Center	temporary	$ -	$ 120,000
21	PERSONNEL - Salary and operating costs from the Integrated Crime Center (ICC). Retail Theft Grant expires on December 31, 2026	- -	$ -	$ (384,965)
22	PERSONNEL - Freeze part-time Administrative Intern Position in Community Development	temporary	$ 20,000	$ 20,000
23	PERSONNEL - Freeze two part-time Police Cadet positions in Police Services	temporary	$ 52,000	$ 52,000
24	PERSONNEL – Reduce Police Overtime	- -	$ 300,000	$ 300,000
25	PERSONNEL - Staffing cost increases primarily attributed to PERS costs distributed among current full-time salaries and overtime costs for public safety	- -	$ (643,848)	$ (2,002,499)
26	OPERATING - Reduce BreaLine printing and mailing services. Alternatives may include a postcard mailing to encourage online registration	- -	$ 70,000	$ 70,000
27	OPERATING - Reduce and defer employee training, membership and travel expenses across the organization	temporary	$ 147,000	$ 142,000

FY 2025-27 GENERAL FUND BUDGET CHANGES

No	Description	Comments	YEAR 1 Net Savings	YEAR 2 Net Savings
Expenditure Changes (continued)				
28	OPERATING - Reduce Police Explorer Program	temporary	$ 10,000	$ 10,000
29	OPERATING - Reduce Police Firearms Training to four times per year including overtime	temporary	$ 65,000	$ 65,000
30	OPERATING - Fund firefighter turnout replacement from the City's Public Safety Augmentation Fund (172)	- -	$ 33,000	$ 33,000
31	OPERATING - Reduce Public Works costs including street maintenance costs, downtown maintenance costs and Sports Park maintenance costs	temporary	$ 77,000	$ 102,000
32	OPERATING - Reduce asphalt repair costs to address on an as-needed basis	temporary	$ 50,000	$ 75,000
33	OPERATING - Reduce park and landscape watering at certain locations	temporary	$ 200,000	$ 200,000
34	OPERATING - Extend certain vehicle and equipment replacement cycle by one year	temporary	$ 250,000	$ -
35	OPERATING - True-up of City's Risk Management Fund. Reduces general liability charges to departments based upon excess reserves.	- -	Offsets rising insurance premiums	Offsets rising insurance premiums
36	OPERATING – Reduce banking charges related to credit card processing. Implementation of convenience fee	- -	$ 161,500	$ 167,000
37	OPERATING – Other miscellaneous changes in department operating costs	temporary	$ 173,452	$ (613,322)
		Expenditure Changes (Sub-total)	**$ 1,666,104**	**$(1,252,786)**

FY 2025-27 GENERAL FUND BUDGET CHANGES

No	Description	Comments	YEAR 1 Net Savings	YEAR 2 Net Savings
Transfers- Out Changes				
38	Reduced assumed transfer-out to the Paramedic Services Fund (174) as a result of increased ambulance billing revenue	- -	$ 506,099	$ 204,364
39	Suspend Transfer-out to the City's Brea Community Center Replacement Fund (181) for two years	temporary	$ 167,000	$ 167,000
40	Suspend Transfer-out to the City's Fixed Asset Replacement Program (182)	temporary	$ 1,300,000	$ 1,300,000
41	Program Transfer-out to the Capital Mitigation Fund (560) related to bond refinancing savings	- -	$ (56,000)	$ (56,000)
		Transfers-Out Changes (Sub-total)	$ 1,917,099	$ 1,615,364
		TOTAL EXPENDITURE CHANGES	**$ 3,583,203**	**$ 362,578**

CHANGE IN REVENUES OVER EXPENDITURES	**$ 9,926,803**	**$ 7,921,111**

[INTENTIONALLY LEFT BLANK]

GENERAL FUND: Five Year Projection Assumptions

The below projection serves as a tool to identify financial trends, shortfalls, and issues so that the City can proactively address them. The goal of the Five-Year Projections is to assess the City's ability over the next five years to: Continue current service levels based upon the City's operational goals; Preserve the City's long-term fiscal health by aligning operating revenues and costs and; Maintain the City's general fund reserves based upon the City's fiscal policies. It is important to stress that the projections beyond FY 2025-27 is not a budget. It does not make expenditure decisions but rather highlights the need to prioritize the allocation of City resources. The purpose of the projection is to provide an overview of the City's fiscal health based on various assumptions and provide the City Council, departments and residents of Brea a "snapshot" of the City's financial outlook beyond this two-year budget cycle.

ASSUMPTIONS (FISCAL YEARS 2025-27)

Revenues

- Maintains General Fund reserves above the 25% reserve requirement
- Total average revenue growth 2.5% (exclusive of one-time payment of $6.5 million from the County for the Olinda Landfill Host Fee negotiation efforts and transfers-in)
- Sales tax average revenue growth 5.0% (includes increased revenues due to development)
- Property tax revenue growth 4.0% (includes increased revenues due to new valuation)
- Includes one-time transfers-in from other City funds including the following:
  - $300,000 from the Community Benefit and Economic Development Fund (140)
  - $750,000 from the Public Safety Augmentation Fund (172); and
  - $2,600,00 million from the City's Golf Course Fund (465)
- Trues-up General Liability and Worker's Compensation rates based upon current reserve policy utilizing excess reserves
- Includes ongoing $100,000 revenue from Brea Mall Message Board signage starting in Year 2
- Includes revenues associated the City's current User Fee Study currently underway

Expenditures

- Total average operational growth of 3.3%
- Defers contribution to the City's Brea Community Center Fund (181) and City's Fixed Asset Replacement Fund (182)
- Includes CalPERS retirement rate assumptions based upon the most recent actuarial reports
- Includes freezing and underfilling several positions to realize temporary budget savings
- Reduces organization-wide operating costs including training & meeting expenses, bank charges, Brealine printing and mailing services, asphalt repair services, reduction in watering at certain park and/or landscape areas and reduces program costs for certain City services.
- Extends vehicle replacement cycle for certain vehicles to realize temporary budget savings in Year 1
- Transitions costs for the Integrated Crime Center (ICC) to the City's General Fund as result of the current Retail Theft Grant expiring on December 31, 2026

GENERAL FUND: Five Year Projection Assumptions

ASSUMPTIONS (FISCAL YEARS 2027-30)

Revenues

- Total average revenue growth 1.4%
- Sales tax average revenue growth 1.7%
- Property tax revenue growth 2.0%
- Includes one-time transfers-in from other City funds including $300,000 from the Community Benefit and Economic Development Fund (140), $750,000 from the Public Safety Augmentation Fund (172) and $2.6 million from the City's Golf Course Fund (465)
- Includes ongoing $100,000 revenue from Brea Mall Message Board signage
- Includes reduced development activity as result of development projections

Expenditures

- Total average operational growth of 4.6%
- Reinstates contribution to the City's Brea Community Center Fund (181) and City's Fixed Asset Replacement Fund (182)
- Increases personnel and operational costs as result of temporary budget savings realized in Year 1 and Year 2
- Includes CalPERS retirement rate assumptions based upon the most recent actuarial reports
- Includes full year cost associated with the Integrated Crime Center (ICC)

GENERAL FUND: Five Year Projection Assumptions

	Actuals FY 2023-24	Year End Estimate FY 2024-25	Requested Budget FY 2025-26	Requested Budget FY 2026-27	Projected FY 2027-28*	Projected FY 2028-29*	Projected FY 2029-30*
Available Beginning Fund Balance	**$ 12,818,835**	**$ 683,788**	**$ 2,788,339**	**$ 3,997,142**	**$ -**	**$ -**	**$ -**
Revenues	65,380,752	73,661,259	69,454,286	70,745,631	71,710,417	72,620,147	73,745,664
Carryovers From Reserves	1,910,550	8,237,599	-	-	-	-	-
Transfers In	1,231,895	795,088	2,180,000	2,730,000	550,000	550,000	550,000
Total Revenues	**68,523,197**	**82,693,946**	**71,634,286**	**73,475,631**	**72,260,417**	**73,170,147**	**74,295,664**
Expenditures	64,909,140	69,358,277	70,234,688	74,031,326	80,616,103	83,164,830	84,657,892
Carryovers	8,237,599	-	-	-	-	-	-
Transfers-Out	2,986,234	9,126,233	2,096,001	2,401,495	2,138,384	2,346,596	2,559,214
BCC Fund (181)	167,000	167,000	-	-	167,000	167,000	167,000
Fixed Asset Replacement Fund (182)	1,100,000	1,300,000	-	-	1,300,000	1,300,000	1,300,000
Total Expenditures	**77,399,973**	**79,951,510**	**72,330,689**	**76,432,821**	**84,221,487**	**86,978,426**	**88,684,106**
Revenue over Expenditures	(8,876,776)	2,742,436	(696,403)	(2,957,190)	(11,961,070)	(13,808,279)	(14,388,442)
Use of Excess Reserves	8,876,776	-	2,788,339	3,997,142	-	-	-
Revised Revenue over Expenditures	**-**	**2,742,436**	**2,091,936**	**1,039,952**	**(11,961,070)**	**(13,808,279)**	**(14,388,442)**
Transfer to/from Reserves	(12,135,046)	(637,885)	(883,133)	(5,022,675)	(1,947,167)	(689,235)	(426,420)
Total Available Ending Fund Balance	**$ 683,788**	**$ 2,788,339**	**$ 3,997,142**	**$ 14,419**	**$ (13,908,237)**	**$ (14,497,514)**	**$ (14,814,862)**
Required Reserves							
Operating Reserve 10%	7,739,997	7,995,151	7,233,069	7,643,282			
Budget Stabilization Reserve 15%	11,609,996	11,992,727	10,849,603	11,464,923			
Total Reserves	**19,349,993**	**19,987,878**	**18,082,672**	**19,108,205**			
Total General Fund Reserve as a % of Total Expenditures	25%	25%	25%	25%			

* Assumes FY 2027-28 through FY 2029-30 beginning balance to be resolved

[INTENTIONALLY LEFT BLANK]

DECISION PACKAGE SUMMARY

Decision packages are requested for new programs, new personnel, and/or new equipment. In many instances, requests for new equipment are actually the identification of capital items that need replacement or major repair. The following is a summary of decision package requests for FY 2025-27 that were reviewed by the Budget Team and are recommended for review and approval by the City Council.

The summary is arranged by Fund and each decision package request appears within each Fund group randomly by the submitting department; not in priority order. The cost of each decision package reflects the net cost for FY 2025-27 after taking into consideration any expenditure or revenue offsets that may be possible. If a decision package has an ongoing cost beyond FY 2025-27, it is noted in the decision package title for reference purposes.

RECOMMENDED FOR APPROVAL

	Year 1 FY 2025-26 Net Cost	**Year 2** FY 2026-27 Net Cost	*Page*
COMMUNITY BENEFIT AND ECONOMIC DEVELOPMENT FUND (140)			
Community Development Department			
Purchase of Placer.ai Software for Two Years (one-time cost)	$ 47,000	$ -	31
FUND TOTAL	**$ 47,000**	**$ -**	
PUBLIC SAFETY AUGMENTATION FUND (172)			
Fire Services Department			
Purchase AutoPulse NXT Resuscitation System (one-time cost)	$ -	$ 92,000	35
Purchase Bendix King Radios (one-time cost)	$ 70,405	$ -	37
Provide Plymovent Exhaust Upgrades at Fire Stations 1, 2 & 3 (one-time cost)	$ 70,000	$ -	39
Purchase of Fire Turnouts (one-time cost)	$ 83,000	$ 40,000	41
Purchase Tablet Command's Mobile Incident Management Platform (ongoing cost is $5,000)	$ 18,000	$ 5,000	43

RECOMMENDED FOR APPROVAL

	Year 1 FY 2025-26 Net Cost	Year 2 FY 2026-27 Net Cost	Page
Fire Services Department (Continued)			
Upgrade Fire Station Alerting System for Fire Station 2 & 3 (one-time cost)	$ 72,183	$ -	45
Purchase Five (5) Cardiac Monitors (one-time cost)	$ 239,859	$ -	47
FUND TOTAL	**$ 553,477**	**$ 137,000**	
COMMUNITY CENTER REPLACEMENT FUND (181)			
Community Services Department			
Brea Community Center Equipment and Facility Improvements (one-time cost)	$ 140,000	$ 145,000	51
FUND TOTAL	**$ 140,000**	**$ 145,000**	
FIXED ASSET REPLACEMENT FUND (182)			
Community Services Department			
Curtis Theatre Facility Improvements (3 Year Plan) (one-time cost)	$ 30,000	$ 175,000	55
FUND TOTAL	**$ 30,000**	**$ 175,000**	
WATER UTILITY FUND (420)			
Public Works Department			
Addition of one Full-time Water Quality Specialist Position (ongoing cost is $155,187)	$ 185,374	$ 155,187	59
FUND TOTAL	**$ 185,374**	**$ 155,187**	

DECISION PACKAGE SUMMARY

RECOMMENDED FOR APPROVAL

	Year 1 FY 2025-26 Net Cost	Year 2 FY 2026-27 Net Cost	*Page*
EXTERNAL IT SERVICES FUND (460)			
Administrative Services Department			
Replace Network Switches and Network Access Control System (one-time cost)	$ 393,003	$ -	63
FUND TOTAL	**$ 393,003**	**$ -**	
INFORMATION TECHNOLOGY FUND (475)			
Administrative Services Department			
Replace Citywide Desktop, Mobile Computer and Peripherals (one-time cost)	$ 1,183,385	$ -	67
FUND TOTAL	**$ 1,183,385**	**$ -**	
FIRE IMPACT FEES FUND (542)			
Fire Services Department			
Purchase of Equipment and Tools for two Type 1 Fire Engines (one-time cost)	$ 400,000	$ -	71
FUND TOTAL	**$ 400,000**	**$ -**	

[INTENTIONALLY LEFT BLANK]

Community Benefit and Economic Development Fund (140)

FY 2025-27 DECISION PACKAGE

Fiscal Year Request:	**2025-26**
Department:	**Community Development**
Division:	**Economic Development**
Request:	**Purchase of Placer.ai Software for Two Years**

Recommendation:
Appropriate $47,000 in the Fiscal Year 2025-27 operating budget for a two-year purchase of Placer.ai Software; and authorize the City to enter into an agreement with Placer Labs Inc. as the selected vendor.

Background/Discussion:

The Economic Development Division ("Division") regularly seeks methods and strategies to enhance its economic development efforts which, in turn, benefit the local economy and keep the community vibrant. In order to do so, the Division recommends the purchase of the Placer.ai software platform ("Placer.ai") to provide staff with critical market insights and foot-traffic analysis. Placer.ai is an insightful intelligence platform that empowers City governments to make data-driven decisions to enhance economic development efforts. This cutting-edge platform provides robust, anonymized data from mobile devices regarding foot traffic, consumer behavior, and visitor demographics, enabling municipalities to make data-driven decisions to support local businesses, attract investment, and foster sustainable economic growth. By leveraging this intelligence, City staff could better understand the economic dynamics of the community and take proactive steps to stimulate development, with the goal of creating various economic benefits to the City.

One of the key benefits of Placer.ai is its ability to provide insightful data to understand sales tax leakage and gap analysis in real-time. Sales tax leakage occurs when residents of a community spend money outside their local jurisdiction, leading to a loss of potential sales tax revenue for the City. This occurrence is often a result of gaps in local retail offerings, which force residents to shop elsewhere. For the Economic Development Division, understanding and addressing sales tax leakage by using real-time and historical foot traffic data provided by Placer.ai would help staff identify opportunities to attract businesses that align with unmet local demand. Reports can also indicate residents' top locations outside the City's boundaries to patron, showing other desired places to shop or dine outside of Brea. By studying this leakage, the City could better understand how to strengthen its local economy, boost revenue streams, and enhance the overall quality of life for residents by attracting these or similar retailers, reducing the need to shop outside the community. This, in turn, aims not only benefit Brea residents, but to also keep sales tax dollars in the City and the local economy strong.

The Economic Development Division could further benefit from utilizing real-time and historical foot traffic analytics provided by Placer.ai. In addition to providing data that informs sales tax leakage, real-time and historical foot traffic information could be used to identify popular commercial districts, underutilized areas, and emerging trends in visitor behavior. For example, by analyzing foot traffic patterns, the Division would be able to determine the best locations for new retail developments, pedestrian-friendly infrastructure, or public events that drive engagement and revenue. These insights also allow staff to offer valuable information to local business owners or potential developers or investors, showcasing the economic potential of specific sites. Its applications extend to retail recruitment, tourism promotion, commercial revitalization, zoning, and planning, making it a valuable tool for strategic and economic development. Additionally, the data accessible would not

be limited to Brea only; it could be used to gauge popularity of businesses in other cities, as well as estimating business revenue projections.

Placer.ai could be used to assist the City's understanding of their tourism industry, event attendance, and COVID-19 recovery. Because the software can show trips made in and around the City, it can indicate who from outside of Brea is coming to the City, indicating top destinations and ones less frequented by tourists. It can also indicate how many people attended any event in Brea, along with corresponding metrics on the patronage of surrounding local businesses around that time, including hotel stays. Also, historical user data can be gathered over time, indicating pre-and-post COVID-19 visitation habits and trips to inform business recovery.

Additionally, Placer.ai can be used to inform how improvements in streets, parks, and open spaces benefit the community in order to assess return-on-investment (ROI). The software is able to indicate visitation metrics before and after a public project is implemented, such as a street or park improvement. When evaluating whether or not to pursue a new improvement, staff could analyze the metrics from similar improvements completed in other jurisdictions in order to forecast potential growth that could occur in Brea.

In today's fast-evolving economic landscape, tools like Placer.ai enable municipalities to remain competitive and adaptive. Placer.ai delivers useful insights into the dynamics of economic activity, providing the tools necessary to make informed, strategic decisions to enhance the local economy. By integrating Placer.ai into its economic development toolkit, the City can foster growth, retain and attract investments, and better serve its residents and businesses. Purchasing Placer.ai can position the City as a forward-thinking, data-driven municipality committed to sustainable economic development.

Over 1500 civic organizations use Placer.ai. Cities that have benefitted from Placer.ai include: the Cities of Tustin; Huntington Beach; Westminster; Rancho Cucamonga; Ontario; Eastvale; Corona; Fontana; Vista; Napa; West Hollywood; Santa Fe Springs; Montebello; South El Monte; Gilroy; Tehachapi; San Francisco in California, as well as Atlanta, Georgia; Phoenix, Arizona; Seattle, Washington; Denver, Colorado; Washington, D.C.; Miami, Florida; Arlington, Virginia; Yuma, Arizona; Reno, Nevada; La Vernia, Texas; Aurora, Missouri; Steamboat Springs, Colorado; Evanston, Illinois; St. Charles, Illinois; and more.

This decision package was reviewed by the SPOT Committee and was recommended for consideration by the City Council. The purchase of the software would be for a two (2) year term, for a total of $47,000, with the option to renew the agreement annually thereafter. Funding is recommended from the City's Community Benefit and Economic Development Fund (140) and there is no General Fund impact for these two years.

FY 2025-26 Fiscal Impact

	Fund/Dept/Program No	1X	Ongoing	Total
Salary/Benefits		$ -	$ -	**$ -**
Services/Supplies	140 32 3214 4249	-	47,000	**47,000**
Capital Outlay		-	-	**-**
Subtotal		$ -	$ 47,000	**$ 47,000**
Offset		-	-	**-**
Total		$ **-**	**$ 47,000**	**$ 47,000**

Public Safety Augmentation Fund (172)

FY 2025-27 DECISION PACKAGE

Fiscal Year Request:	**2026-27**
Department:	**Fire Services**
Division:	**Paramedic Services**
Request:	**Purchase AutoPulse NXT Resuscitation System**

Recommendation:
Appropriate $92,000 into the Fiscal Year 2025-27 operating budget for the procurement of four (4) AutoPulse NXT Resuscitation Systems to replace existing end-of-life units; and Authorize the Purchasing Agent to issue a purchase order with Zoll Medical Corporation as the selected vendor.

Background/Discussion:

The City currently uses AutoPulse Model 100 Resuscitation System units that were introduced in 2001. In 2016, the City purchased four (4) devices that are now approaching end-of-service status, with the manufacturer discontinuing support. To maintain our critical life-saving capabilities and decrease potential equipment failure without manufacturer support, we must transition to the next-generation AutoPulse NXT Resuscitation System, released by Zoll Medical Corporation. in early 2023.

The AutoPulse NXT system offers significant improvements over the current model such as expanded patient compatibility (up to 400 lbs. and chest circumference 30-56 inches), dual control panels for better operational efficiency, an enhanced battery management system, and an improved band attachment mechanism. This system provides operational benefits the City of Brea's Fire Department by maintains consistent, high-quality CPR during extended resuscitation efforts, reduces provider fatigue and increases staff efficiency, improves patient outcomes through consistent, automated compressions, enables better resource allocation during emergency responses, and provides safer working conditions for staff.

AutoPulse NXT devices can be placed into service as soon as they arrive. No training is needed, all staff are familiar with this device as it was purchased for the Ambulances put into service in January 2025. This upgrade is essential for maintaining our emergency medical capabilities, ensuring patient safety, and providing high-quality patient care across the city. The enhanced features of the NXT model will improve our ability to serve a broader patient population while providing better protection for our staff during lifesaving procedures.

Zoll Medical Corporation is the selected vendor for this purchase as the sole provider of this specialized medical equipment which is compatible with other monitors in use by the Fire Department, and offers warranty coverage direct from the manufacturer. The total requested amount is $92,000, based on a unit cost of $23,000 per device, for a total of four (4) units.

Funding recommended from the Public Safety Augmentation Fund (172) which may be used for public safety requests. There is no General Fund impact.

FY 2026-27 Fiscal Impact

		Fund/Dept/Program No		1X		Ongoing		Total
Salary/Benefits			$	-	$	-	**$**	**-**
Services/Supplies				-		-		**-**
Capital Outlay		172 22 2222 4639		92,000		-		**92,000**
	Subtotal		$	92,000	$	-	**$**	**92,000**
Offset				-		-		**-**
	Total		$	92,000	$	-	**$**	**92,000**

FY 2025-27 DECISION PACKAGE

Fiscal Year Request: **2025-26**

Department: **Fire Services**

Division: **Fire Operations**

Request: **Purchase Bendix King Radios**

Recommendation:
Appropriate $70,405 into the Fiscal Year 2025-27 operating budget for the procurement of 12 Bendix King BKR multi-band portable radios for the Fire Services Department; and Authorize the Purchasing Agent to issue a purchase order with Bendix King Radios as the selected vendor.

Background/Discussion:

The current Brea Fire owned radios utilized in multi-discipline multi-agency wildfire responses are Bendix King (BK) radios. Our currently owned radios are over 25 years old with antiquated technology. The radios are very heavy and oversized and not reliable due to age and old technology. Using equipment that is decades old puts our firefighter's safety at risk. The new radios we are requesting to purchase are the latest in communication technology and are capable of making and receiving both digital and analog signals and are compatible with a variety of different bands.

The manufacturer of our current radios has discontinued the model, and replacement parts are no longer available, rendering these radios increasingly unreliable and unserviceable.

Without functional, up-to-date radios, our ability to communicate effectively during wildland fire incidents is severely compromised. Communication breakdowns can lead to delayed response times, increased safety risks for personnel, and diminished coordination with mutual aid resources.

The acquisition of 12 Bendix King BKR multi-band portable radios is essential to ensure seamless, reliable communication during firefighting operations. These radios offer advanced multi-band capabilities, compatibility with modern communication systems, and durability required for wildland firefighting conditions. The investment will enable us to communicate effectively with local, regional, and statewide fire resources, enhance firefighter safety by maintaining reliable communication channels, and will improve coordination and efficiency during emergency response operations. Effective communication is the backbone of firefighting operations, particularly during wildland fires that often involve multi-agency coordination, dynamic fire conditions, firefighter safety, and Incident Command System (ICS) communication.

The total cost for 12 Bendix King BKR multi-band portable radios is approximately $70,405. Funding recommended from the Public Safety Augmentation Fund (172) which is eligible for public safety requests. There is no General Fund impact.

FY 2025-27 DECISION PACKAGE

FY 2025-26 Fiscal Impact

		Fund/Dept/Program No		1X		Ongoing		Total
Salary/Benefits			$	-	$	-	**$**	**-**
Services/Supplies				-		-		**-**
Capital Outlay		172 22 2221 4639		70,405		-		**70,405**
	Subtotal		$	70,405	$	-	**$**	**70,405**
Offset				-		-		**-**
	Total		$	70,405	$	-	**$**	**70,405**

FY 2025-27 DECISION PACKAGE

Fiscal Year Request: **2025-26**

Department: **Fire Services**

Division: **Building and Apparatus**

Request: **Provide Plymovent Exhaust Upgrades at Fire stations 1, 2 & 3**

Recommendation:
Appropriate $70,000 into the Fiscal Year 2025-27 operating budget for the upgrade of the Plymovent exhaust system at Fire Stations 1, 2 & 3; and authorize the City to enter into agreement with Plymovent for the installation of the system.

Background/Discussion:

The Brea Fire Department is requesting funding in the amount of $70,000 to upgrade the Plymovent exhaust systems at Fire Stations 1, 2, and 3. These upgrades are needed to accommodate Brea's ambulance vehicles and to ensure compatibility with the additional apparatus that are currently on order. The Plymovent system plays a critical role in reducing firefighter exposure to diesel exhaust, a known carcinogen, by effectively capturing and removing harmful emissions from the apparatus bay. Firefighter occupational cancer remains one of the leading health concerns in the fire service, with studies showing that firefighters are 9% more likely to develop cancer and 14% more likely to die from cancer compared to the general population. Long-term exposure to diesel exhaust, benzene, formaldehyde, and other carcinogens emitted from fire apparatus has been directly linked to increased rates of lung cancer, mesothelioma, and other respiratory diseases. Upgrading the Plymovent system will enhance our ability to mitigate these risks by ensuring a safer working environment for our personnel, particularly as we expand our fleet. By proactively addressing this issue, we align with national best practices and National Fire Protection Association (NFPA) 1500 safety standards, reinforcing our commitment to firefighter health and safety. The $70,000 investment in these upgrades will directly contribute to reducing occupational cancer risks, improving air quality in our fire stations, and ensuring the longevity of our workforce.

The total one-time cost associated with the installation and upgrade of the Plymovent exhaust system is approximately $70,000. Funding is recommended from the Public Safety Augmentation Fund (172) which is eligible for public safety requests. There is no General Fund impact.

FY 2025-26 Fiscal Impact

	Fund/Dept/Program No	1X	Ongoing	Total
Salary/Benefits		$ -	$ -	**$ -**
Services/Supplies		-	-	**-**
Capital Outlay	172 22 2223 4639	70,000	-	**70,000**
Subtotal		$ 70,000	$ -	**$ 70,000**
Offset		-	-	**-**
Total		$ 70,000	$ -	**$ 70,000**

[INTENTIONALLY LEFT BLANK]

FY 2025-27 DECISION PACKAGE

Fiscal Year Request: **2025-27**

Department: **Fire Services**

Division: **Fire Operations**

Request: **Purchase of Fire Turnouts**

Recommendation:
Appropriate $123,000 into the Fiscal Year 2025-27 operating budget for the purchase of 20 full sets of turnouts in Year 1 and 10 full sets in Year 2; and Authorize the Purchasing Agent to issue a purchase order with AllStar Fire Equipment as the selected vendor.

Background/Discussion:

In compliance with National Fire Protection Association (NFPA) standard 1851, firefighter turnouts shall be retired no more than 10 years from the date manufactured. The standard provides specification for mandatory features of the turnouts, which are present in the LION V Force model. In accordance with the same standard, an assessment of the department's operational needs determined each firefighter should be issued two sets of turnouts. These turnouts are maintained on a five-year replacement cycle to ensure that no firefighter is operating with expired or non-compliant gear. In FY 2022-23, the Brea Fire Department had an influx of new hires and purchased several sets of turnouts that were not accounted for in the budget. This pushed the replacement rotation behind one (1) year. During this time, firefighters were outfitted from reserve supply, which are not considered as part of the replacement schedule. Staff is requesting to purchase 20 full sets of turnouts to be back on track with the mandatory rotation as outlined by the NFPA.

The turnouts requested will be purchased sole-source from AllStar Fire Equipment (Allstar), the exclusive distributor of LION brand NFPA compliant turnouts to municipal fire agencies in California and Hawaii. Allstar has a long-standing partnership with LION and maintains significant inventory and statewide professional sales support. LION provides state-of-the-art ergonomics in its Janesville VForce turnouts and incorporates advanced features designed to respond to the needs of the fire service, with focus on metabolic stress reduction, durability, mobility and comfort.

Funding is recommended from the Public Safety Augmentation Fund (172) which is eligible for public safety requests. Staff also recommend that all future turnout costs be funded from this source and therefore would not have a General Fund impact.

FY 2025-27 Fiscal Impact

	Fund/Dept/Program No	1X	Ongoing	Total
Salary/Benefits		$ -	$ -	**$ -**
Services/Supplies	172 22 2221 4311	83,000	40,000	**123,000**
Capital Outlay		-	-	**-**
Subtotal		$ 83,000	$ 40,000	**$ 123,000**
Offset		-	-	**-**
Total		$ 83,000	$ 40,000	**$ 123,000**

[INTENTIONALLY LEFT BLANK]

FY 2025-27 DECISION PACKAGE

Fiscal Year Request: **2025-26**

Department: **Fire Services**

Division: **Fire Operations**

Request: **Purchase Tablet Command's Mobile Incident Management Platform**

Recommendation:
Appropriate $23,000 into the Fiscal Year 2025-27 operating budget for the purchase of Tablet Command's mobile incident management platform; and Authorize the Purchasing Agent to issue a purchase order with Tablet Command Inc., as the selected vendor.

Background/Discussion:

The Fire Department currently utilizes Panasonic Toughbooks to access critical information and facilitate communication between firefighters, dispatch, and other emergency responders during emergency/incident responses. Although this platform is currently being utilized by the City, the Department is requesting to transition from using Panasonic Toughbooks to Tablet Command for incident response due to Tablet Command's intuitive interface, real-time access to Computer-Aided Dispatch (CAD) data, and focus on enhanced situational awareness, accountability, and scene safety.

Tablet Command is a mobile incident management platform designed to improve operational efficiency, resource tracking, and communication for the Fire Department and other city departments. Beyond its incident management capabilities, it offers a significant cost-saving opportunity by replacing expensive Panasonic Toughbooks with iPads for Mobile Data Terminals (MDT), which cost $500-$1,000 compared to $2,500-$4,000 per Toughbook. This platform enables real-time resource tracking, task assignments, and interdepartmental coordination. It is highly scalable and adaptable, benefiting not just the Fire Department but also Information Technology (IT), Public Works, Police, Emergency Management, and Community Services. Departments can use it to manage events, streamline disaster recovery, improve infrastructure responses, and conduct efficient post-incident reviews. This investment will enhance city operations, reduce costs, and modernize how departments serve the community.

The estimated cost of implementing Tablet Command city-wide is approximately $18,000, with formal pricing expected soon. Ongoing costs are estimated to be approximately $5,000 per fiscal year. Funding is recommended from the City's Public Safety Augmentation Fund (172) and there is no General Fund impact.

FY 2025-26 Fiscal Impact

	Fund/Dept/Program No	1X	Ongoing	Total
Salary/Benefits		$ -	$ -	**$ -**
Services/Supplies	172 22 2221 4321	18,000	5,000	**23,000**
Capital Outlay		-	-	**-**
Subtotal		$ 18,000	$ 5,000	**$ 23,000**
Offset		-	-	**-**
Total		$ 18,000	$ 5,000	**$ 23,000**

[INTENTIONALLY LEFT BLANK]

FY 2025-27 DECISION PACKAGE

Fiscal Year Request:	**2025-26**
Department:	**Fire Services**
Division:	**Fire Operations**
Request:	**Upgrade Fire Station Alerting System for Fire Station 2 & 3**

Recommendation:
Appropriate $72,184 into the Fiscal Year 2025-27 operating budget for the installation of Fire alerting system at Fire Station 2 & 3; and Authorize the City to enter into an agreement with WestNet, LLC, as the selected vendor.

Background/Discussion:

In 2021, the WestNet Station Alerting System was installed at Fire Station 1 and Fire Station 4 to modernize and improve the City's emergency response capabilities. This system was selected for its ability to provide 24/7 efficient and reliable dispatch alerting for fire apparatus and ambulances. Effective and timely dispatching is critical for Fire and Emergency Medical Services (EMS) operations. The WestNet Station Alerting System is designed to enhance response times, reduce stress on personnel, and ensure precise communication of dispatch information.

Currently, Fire Stations 2 and 3 lack the full implementation of this system, creating a gap in the consistency of dispatch alerting across the department. Without the WestNet system, these stations continue to rely on outdated or manual alerting methods that can lead to delayed response times and operational inefficiencies. The current systems at these stations do not support zoned alerting, which means all personnel are disrupted regardless of whether they are assigned to the incident. The current system also lacks integration with dispatch, which can delay or complicate communication during emergencies.

The WestNet Station Alerting System offers several benefits that address these challenges. Its zoned alerting and prioritization features minimize unnecessary noise and improve the work environment for on-duty crews across all stations, while also enabling faster and more accurate dispatch alerting to support quicker mobilization of Fire and EMS units. Additionally, installation of the WestNet Station Alerting System at Fire Stations 2 and 3 aligns with the systems already in place at other stations.

The completion of the WestNet Station Alerting System installation at Fire Station 2 and Fire Station 3 is essential to modernizing the dispatch alerting process, ensuring consistent service levels across all stations, and enhancing overall operational efficiency. Approving the installation of this alerting system will address critical gaps in our alerting infrastructure and support the department's commitment to providing the highest level of service to the community. The department is requesting authorization to utilize WestNet, LLC, as it is they are the current provider for the alert system in place at Fire Stations 1 and 4 and will allow for easy installation, seamless integration, and a smooth transition for staff who are already familiar with its operation and features.

The total cost for the installation of the WestNet Station Alerting System at Fire Station 2 and Fire Station 3 is $72,184. This amount includes the cost of equipment, installation, and integration with existing systems. Funding is recommended from the Public Safety Augmentation Fund (172) which may be used for public safety requests. There is no General Fund impact.

FY 2025-26 Fiscal Impact

		Fund/Dept/Program No		1X		Ongoing		Total
Salary/Benefits			$	-	$	-	**$**	**-**
Services/Supplies				-		-		**-**
Capital Outlay		172 22 2221 4639		72,184		-		**72,184**
	Subtotal		$	72,184	$	-	**$**	**72,184**
Offset				-		-		**-**
	Total		$	72,184	$	-	**$**	**72,184**

FY 2025-27 DECISION PACKAGE

Fiscal Year Request: **2025-26**

Department: **Fire Services**

Division: **Paramedic Services**

Request: **Purchase Five (5) Cardiac Monitors**

Recommendation:
Appropriate $239,860 into the Fiscal Year 2025-27 operating budget for the purchase of five (5) Zoll X Series Defibrillator/Monitors for the Fire Services Department; and Authorize the Purchasing Agent to issue a purchase order with Zoll Medical Corporation as the selected vendor.

Background/Discussion:

The proposed purchase will replace existing cardiac monitors that are currently deployed on the Fire Department's paramedic engines. The current monitors are approaching their end of expected service life of five to seven years and replacement parts have become increasingly more difficult to procure as the units age.

The Zoll X Series Defibrillator/Monitor is a critical piece of technologically advanced equipment required on all Advanced Life Support (ALS) and Paramedic Assessment Units (PAU) responses, as outlined by the Orange County Emergency Medical Authority. The monitor enables paramedics to monitor cardiac rhythms, perform 12 lead EKGs, recognize cardiac events, and administer treatment in accordance with established Orange County protocols and procedures. The equipment also supports advanced airway management, including intubation for patients who are not breathing, and allows monitoring blood oxygen levels and carbon monoxide exposure.

Real-time transmission capabilities of the Zoll X Series Defibrillator/Monitors enable patient data to be electronically sent to the Base Station Hospital, where the emergency department physician can timely assess the information and order the appropriate medications and treatments to stabilize the patient during transport to the hospital.

The total cost is $239,860 and funding is recommended from the Public Safety Augmentation Fund (172) which may be used for public safety requests. There is no General Fund impact.

FY 2025-26 Fiscal Impact

	Fund/Dept/Program No	1X	Ongoing	Total
Salary/Benefits		$ -	$ -	**$ -**
Services/Supplies		-	-	**-**
Capital Outlay	172 22 2222 4639	239,860	-	**239,860**
Subtotal		$ 239,860	$ -	**$ 239,860**
Offset		-	-	**-**
Total		$ 239,860	$ -	**$ 239,860**

[INTENTIONALLY LEFT BLANK]

Community Center Replacement Fund (181)

FY 2025-27 DECISION PACKAGE

Fiscal Year Request: **2025-27**

Department: **Community Services**

Division: **BCC Equipment Replacement**

Request: **Annual Fund 181 Requests**

Recommendation:
Appropriate $285,000 into the Fiscal Year 2025-27 operating budget to upgrade and replace Community Services equipment and facilities for the identified projects below.

Background/Discussion:

The Community Center Replacement Fund (181) was established by City Council in 1997 as a method of retaining funds for future infrastructure and equipment replacements at the Brea Community Center (BCC). $167,000 is currently transferred from the General Fund (110) to this fund annually. No funds were used for the first ten years the fund existed, and the current fund balance is approximately $900,000 (including reserves).

These funds ensure the facility remains in optimal condition, which is of utmost importance since the BCC is the face of the City to many people with just over 450,000 annual visitors. Continuing these investments will ensure programs are able to successfully achieve equal or higher revenues as they rebound from the pandemic.

Community Services staff continues to partner with Public Works' Building Division staff to verify needs, projects and associated costs. In Fiscal Year 2025-26, Community Services staff requests a total of $140,000 and $145,000 in Fiscal Year 2026-27, for a total of $285,000 for both years. Funding for this request is proposed from the Community Center Replacement Fund (181), and there is no General Fund impact.

Year One Projects:

Facility Table/Chair Replacement	$15,000
Fitness Equipment Replacement	$30,000
Parking Lot Landscaping	$15,000
HVAC Replacement	$30,000
Floor Refinishing (Group X/Hall)	$10,000
Fitness Reformer Replacement	$4,000
Basketball Gym Curtain Replacement	$22,000
Basketball Gym Storage Doors Replacement	$14,000
FY 2025-26 Total	**$140,000**

Year Two Projects:

Facility Table/Chair Replacement	$15,000
Fitness Equipment Replacement	$30,000
Parking Lot Landscaping	$15,000
HVAC Replacement	$30,000
Floor Refinishing (Group X/Hall)	$10,000
Facility Rentals – Bar Replacement (3)	$20,000
Tiny Tots Flooring	$24,000
Visix TVs (3)	$1,000
FY 2026-27 Total	**$145,000**

FY 2025-27 DECISION PACKAGE

FY 2025-27 Fiscal Impact

	Fund/Dept/Program No	1X	Ongoing	Total
Salary/Benefits		$ -	$ -	**$ -**
Services/Supplies		-	-	**-**
Capital Outlay	181 40 4250 4639	285,000	-	**285,000**
Subtotal		$ 285,000	$ -	**$ 285,000**
Offset		-	-	**-**
Total		$ 285,000	$ -	**$ 285,000**

Fixed Asset Replacement Fund (182)

FY 2025-27 DECISION PACKAGE

Fiscal Year Request: **2025-27**

Department: **Community Services**

Division: **Theatre**

Request: **Curtis Theatre Facility Improvements (3 Year Plan)**

Recommendation:
Appropriate $205,000 into the Fiscal Year 2025-27 operating budget to upgrade and replace Curtis Theatre equipment and facilities for the identified projects below.

Background/Discussion:

In Fiscal Year 2020-21, Curtis Theatre staff prepared a three-year plan for facility improvements. Due to the COVID-19 pandemic, funding and projects from that plan were delayed and staff is currently implementing the final improvements from that plan. It is now time to look beyond and plan for the next three years of needed improvements, which have been identified below:

Year One Projects:

Drapes	$15,000
Projectors	$15,000
FY 2025-26 Total	**$30,000**

Year Two Project:

Stage Lighting Replacements	$175,000
FY 2026-27 Total	**$175,000**

Year Three Projects:

Dimming & Control System	$35,000
Raceways & Breakouts	$100,000
FY 2027-28 Total	**$135,000**

Year one projects include replacement of the main curtain, drapes and motorized track system. The curtain and drapes are proposed to be replaced now in order to maintain fireproofing certification. The motorized track system for the curtain and drapes has not been replaced in over two decades and a professional refurbishment is recommended while the curtain and drapes are being replaced.

The projector and screen kit are also recommended to be upgraded in year one. This is to ensure the facility continues to meet the demand of its popular rental program as clients are often looking for equipment and capabilities that surpasses what the Curtis Theatre can offer. An improved system will be a draw for many rental clients.

In year two staff proposes an upgrade of the front and side stage lights which will replace all remaining incandescent fixtures to LED, as well as upgrade the lighting control panel to meet the needs of LED technology. This improvement will not only save on electricity costs, but will also improve the service quality available to rental clients, as well as show quality for the Curtis Theatre's own season. Current equipment is nearing end of

lifespan and will require ongoing investment in parts and labor to continue operating. This equipment was last upgraded in 2004 and has an estimated lifespan of 15 years.

Though not included in this budget cycle, staff is projecting a necessary upgrade of the dimming and control system in year three, which is nearing the end of its lifespan, as well as a replacement of the power distribution raceway infrastructure which is original to the facility (1980). These items will be brought back to City Council for consideration in the next budget cycle.

Funding is being proposed from the City's Fixed Asset Replacement Fund (182). Year one improvements are projected to cost $30,000 and year two improvements are projected to cost $175,000 for a total request of $205,000. Funding for year three is anticipated to cost $135,000 and will be requested as part of the Fiscal Year 2027-29 operating budget.

FY 2025-27 Fiscal Impact

	Fund/Dept/Program No	1X	Ongoing	Total
Salary/Benefits		$ -	$ -	**$ -**
Services/Supplies		-	-	**-**
Capital Outlay	182 40 4542 4639	205,000	-	**205,000**
Subtotal		$ 205,000	$ -	**$ 205,000**
Offset		-	-	**-**
Total		$ 205,000	$ -	**$ 205,000**

Water Utility Fund (420)

FY 2025-27 DECISION PACKAGE

Fiscal Year Request:	**2025-27**
Department:	**Public Works**
Division:	**Water Utility**
Request:	**Addition of one Full-Time Water Quality Specialist Position**

Recommendation:
Appropriate $185,374 into the Fiscal Year 2025-27 to fund one full-time Water Quality Specialist Position and purchase of one vehicle; and Amend the City's Position Allocation List to add this authorized position or equivalent position.

Background/Discussion:

The City of Brea faces increasing regulatory demands at both the State and Federal levels as they highlight the critical need for an additional staff position within our Water Division Group. Presently, the responsibilities for Water Quality, Water Conservation, and Cross-Connection Control programs are shouldered by one part-time employee, with supplementary assistance from personnel in Environmental Services, and the Water Division. A comparative analysis shows a significant staff shortage compared to similar-sized cities in Orange County. The addition of staff is paramount to fully execute all required compliance tasks, ensuring adherence to every program requirement. This move will also alleviate tasks from other divisions, allowing them to focus on their specific responsibilities.

Cross-Connection Control Specialist - Of immediate concern is the recent adoption of the Cross-Connection Control Policy Handbook (CCCPH) from the State Water Resources Control Board (SWRCB). All Public Water Systems are required to implement a Cross-Connection Control Program, as dictated by California Health and Safety Code Section 116555.5 and Section 116407. The CCCPH will require the City to retain a dedicated Cross-Connection Control Specialist in either a staff or consultant form to respond to potential backflow incidents within an hour. The CCCPH further establishes standards for routine inspection surveys and outreach requirements, that will demand a substantial investment of staff time, as there are currently approximately 2274 backflow devices in the City.

Urban Water Use Education - The state is also in the process of finalizing regulations for Urban Water Use Efficiency Standards. Once adopted these standards will require the City to set and meet goals for residential water use, commercial water use, and water loss. This will be a significant task for the Water Division group to undertake in its current size. Water conservation education would need to be increased through an increased presence at public outreach events and social media opportunities.

Failure to meet these future water quality, cross-connection, and conservation requirements could result in corrective action orders from the State. These include fines ranging from $1,000 to $25,000 per day per violation, or the possible revocation of the City's water permit, as stated in California Health and Safety Code Section 116725. The inability to meet these standards could affect the trust our residents have in the water the City supplies and it would be difficult to regain that trust once lost. The City needs to continue to instill confidence in the water served to the residents and customers of Brea. Allocating resources for an additional staff position is an investment in safeguarding our water systems and upholding the highest standards of public health and environmental compliance.

FY 2025-27 DECISION PACKAGE

Staff recommends to add a full-time position with the title of Water Quality Specialist or equivalent to comply with the new regulatory requirements from the SWRCB and the addition of one new vehicle. If approved, staff will work with City's Human Resource Division to identify job description, title and salary schedule that will be formally approved by City Council at a later date. Funding is recommended from the Water Utility Fund (420) and there is no General Fund impact.

FY 2025-27 Fiscal Impact

	Fund/Dept/Program No	1X	Ongoing	Total
Salary/Benefits	420 51 5131 41xx	$ -	$ 149,374	**$ 149,374**
Services/Supplies		-	-	**-**
Capital Outlay	420 51 5131 4641	36,000	-	**36,000**
Subtotal		$ 36,000	$ 149,374	**$ 185,374**
Offset		-	-	**-**
Total		$ 36,000	$ 149,374	**$ 185,374**

External IT Services Fund (460)

FY 2025-27 DECISION PACKAGE

Fiscal Year Request:	**2025-26**
Department:	**Administrative Services**
Division:	**Information Technology**
Request:	**Replace Network Switches and Network Access Control System**

Recommendation:
Appropriate $393,003 into the Fiscal Year 2025-27 operating budget for the replacement of the City's network switches infrastructure and installation of network access control system.

Background/Discussion:

In 2021, the President issued Executive Order (EO) 14028, Improving the Nation's Cybersecurity, initiating a sweeping government-wide effort to ensure that baseline security practices are in place, to migrate the Federal Government to a zero-trust architecture, and to realize the security benefits of cloud-based infrastructure while mitigating associated risks. Although this is currently only mandated at the Federal level, staff anticipates this will soon filtered down to the local government level.

With the City's existing network switches being 12 years old – well beyond the typical five (5) to seven (7) year lifecycle - the Brea's Information Technology (IT) Division highly recommends replacement to align with the Nation's cybersecurity objectives. New data switches provide stronger cybersecurity based on both hardware and software innovations and the use of AI. Our goal is to organize our network using the zero-trust maturity model recommended by the Cybersecurity and Infrastructure Security Agency (CISA).

Network Access Control (NAC) is a key component of network security that provides visibility into the devices and users attempting to access an enterprise network. It enables organizations to control who is allowed onto the network by enforcing security policies and denying access to unauthorized users and non-compliant devices. These unauthorized users can include cybercriminals, hackers, data thieves, and other bad actors that pose a threat to the organization. As IT take on the responsibility of authorizing users, this role has become even more critical with the increasing need to support remote access to our network from non-city devices like mobile phones, laptops, and tablets, as well as providing internet access to clients using their personal devices. These scenarios introduce security risks, making it essential for agencies to implement NAC solutions and to address network security. By implementing these measures, Brea will enhance its network security, align with national cybersecurity objectives, and mitigate potential risks associated with unauthorized access.

The estimated one-time cost to replace Brea's core network switch (1) and 32 perimeter network switches at 11 City locations (City Yard, Senior Center, Plunge, Fire Stations, PD Annex, Brea Community Center, Theater, and the Civic Center), is $393,003 - inclusive of a 15 percent contingency.

The purchase will be funded using External IT Enterprise Fund (460) utilizing operational reserves and there is no General Fund impact.

FY 2025-26 Fiscal Impact

		Fund/Dept/Program No	1X	Ongoing	Total
Salary/Benefits			$ -	$ -	**$ -**
Services/Supplies			-	-	**-**
Capital Outlay		460 14 1474 4639	393,003	-	**393,003**
	Subtotal		$ 393,003	$ -	**$ 393,003**
Offset			-	-	**-**
	Total		$ 393,003	$ -	**$ 393,003**

Information Technology Fund (475)

FY 2025-27 DECISION PACKAGE

Fiscal Year Request: **2025-26**

Department: **Administrative Services**

Division: **Information Technology**

Request: **Replace Citywide Desktop, Mobile Computer and Peripherals**

Recommendation:
Appropriate $1,183,385 into the Fiscal Year 2025-27 operating budget for the replacement of the City's technology hardware and Windows 11 software upgrades inclusive of a 15% contingency.

Background/Discussion:

Every four (4) years the City conducts a computer replacement assessment to identify outdated equipment, improve cybersecurity, and plan for timely, cost-effective technology upgrades. Due to the COVID-19 closure, the assessment was pushed out an additional year. The assessment revealed that many existing computers are aging and that Windows 10 will reach end-of-life after October 14, 2025. To maintain operational efficiency and safeguard the City's digital infrastructure, replacing Brea's technology hardware and software is both necessary and time-sensitive.

Upgrading the hardware and software to Windows 11 is essential to improve device performance and productivity, enhance security, and ensure compatibility with modern software and programs. Staff suggests a four-year phased approach to upgrade and replace all desktops, mobile devices, computers, and required peripherals. Spacing out the workstation replacements over four (4) years will distribute costs, alleviating the financial stress on the City.

Phase one:

In FY 2025-26 staff will initiate phase one of this initiative and prioritize the replacement of the most critically used equipment within the organization, with focus on the City's Fire and Police Department.

Hardware Type	Count
Desktops	12
Laptops	132
Modems	44
Docking Stations	44
Tablets	18
iPads	46

The upcoming replacement initiative of our computer hardware, will also include upgrading the City's Office Suite software. The IT Division is proposing to upgrade the current Office 365 licenses to the next tier, which includes free Office version upgrades, and data encryption software for laptops.

The remaining 185 computers with the Windows 10 version of Office Suite will manually be upgraded during this phase to Windows 11 by the IT Division, to lessen the financial impact during the budget cycle and ensure continued network security compliance.

Phase two:

Phase two of the technology replacement and renewal program is planned to begin in FY 2027-28 with the replacement of the remaining technology equipment with new hardware and Windows operating system. This will be requested to be budgeted in the FY 2027-29 operating budget.

For Phase one, the proposed funding source for the requested equipment is the IT Internal Service Fund (475) in the amount of $1,183,385 utilizing operational reserves. Phase two is anticipated to be under $300,000 and funding will be requested as part of the next budget cycle. There is no General Fund impact.

FY 2025-26 Fiscal Impact

	Fund/Dept/Program No	1X	Ongoing	Total
Salary/Benefits		$ -	$ -	**$ -**
Services/Supplies		-	-	**-**
Capital Outlay	475 14 1471 4639	1,183,385	-	**1,183,385**
Subtotal		$ 1,183,385	$ -	**$ 1,183,385**
Offset		-	-	**-**
Total		$ 1,183,385	$ -	**$ 1,183,385**

Fire Impact Fees Fund (542)

FY 2025-27 DECISION PACKAGE

Fiscal Year Request: **2025-26**

Department: **Fire Services**

Division: **Fire Operations**

Request: **Purchase of Equipment and Tools for two Type 1 Fire Engines**

Recommendation:
Appropriate $400,000 into the Fiscal Year 2025-27 operating budget for the purchase of tools and equipment for the outfitting of two Type 1 Fire Engines.

Background/Discussion:

The Brea Fire Department is preparing for the arrival of three (3) new Pierce Type 1 Engines, expected in the first quarter of 2026. To ensure these apparatuses are operationally ready upon delivery, the department proposes the purchase of all necessary tools, radios, communication devices, equipment and installation for two of the engines. The third engine will be outfitted utilizing tools and equipment from a current reserve apparatus that will be decommissioned when the new units arrive. By doing this, the City will save money from having to purchase an additional set of tools and equipment.

The Brea Fire Department requires fully equipped engines to maintain operational readiness and meet the growing demands of the community. Without the necessary tools and equipment, the new Pierce Type 1 Engines cannot be deployed effectively, hindering emergency response capabilities.

The total cost for outfitting two (2) units is estimated to be $200,000 per Engine or $400,000 in total. Funding for this equipment is recommended from the City's Fire Impact Fees Fund (542) and there is no General Fund impact.

FY 2025-26 Fiscal Impact

	Fund/Dept/Program No	1X	Ongoing	Total
Salary/Benefits		$ -	$ -	**$ -**
Services/Supplies		-	-	**-**
Capital Outlay	542 22 2221 4639	400,000	-	**400,000**
Subtotal		$ 400,000	$ -	**$ 400,000**
Offset		-	-	**-**
Total		$ 400,000	$ -	**$ 400,000**

[INTENTIONALLY LEFT BLANK]

2025-27 DECISION PACKAGES ON HOLD

The following is a summary of decision package request(s) that were submitted as part of the budget process and are not currently included in the proposed FY 2025-27 budget. The Budget Team's recommendation to place a request on hold may be the result of further discussion pending, or funding not currently available to support the request. City Staff may bring requests back for consideration as the availability of funding allows, or if the need addressed by the request is prioritized at a later time.

ON HOLD

	Year 1 FY 2025-26 Net Cost	Year 2 FY 2026-27 Net Cost

Organization Wide

Staffing Changes

Staffing requests in the form of additional positions, various reclassifications, promotions, and status changes from Part-Time to Full-Time were submitted. These requests would impact multiple departments including Community Development, Community Services, Police Services and Public Works, with some requests including the purchase of a vehicle in Year 1 of the budget cycle.

REQUEST TOTAL	**$ 1,447,307**	**$ 899,947**

Administrative Services Department

Reprographic Equipment Replacement

Replacement of outdated laminating and paper folding equipment was requested by the Reprographics Services Division, which collectively supports the production of more than 100,000 printed items each year for both City departments and client agencies. The existing laminator, purchased in 2006, and paper folding machine, purchased in 1995, have both exceeded their useful life and are experiencing increased maintenance issues and part shortages. To maintain reliable and efficient reprographic services, staff recommends replacing both machines. The total cost of $16,700 includes equipment, installation, training, and a three-year warranty, and would be funded from the City's Fixed Asset Replacement Fund.

REQUEST TOTAL	**$ 16,700**	**$ -**

2025-27 DECISION PACKAGES ON HOLD

ON HOLD

	Year 1 FY 2025-26 Net Cost	Year 2 FY 2026-27 Net Cost

Community Development Department

Clarity Development Software Purchase

Clariti Development Software is a digital tool would serve as a user-friendly guide for applicants, providing step-by-step instructions, project-specific requirements using GIS mapping, and automated estimates for fees and timelines. The request to purchase this software would enhance the efficiency, clarity, and accessibility of the City's development and permitting process, and has the potential to reduce the need for in-person visits and staff time spent answering common questions. The software would streamline operations, improve customer experience, and support the City's broader goals of transparency, efficiency, and economic development.

REQUEST TOTAL	**$ 17,000**	**$ 17,000**

Fire Department

Ambulance and Equipment Purchase

The purchase of a fourth ambulance was requested to enhance emergency response capabilities and reduce reliance on private ambulance services during peak call times. With two ambulances currently in service and one held in reserve, adding a fourth unit would allow for three to be deployed regularly while maintaining a backup for mechanical or operational needs. This expansion would improve service delivery, increase operational efficiency, and ensure that more emergency calls are handled directly by Brea Fire personnel, aligning with the department's goal of providing consistent, high-quality care to the community.

REQUEST TOTAL	**$ 465,000**	**$ -**

Standards of Cover and Community Risk Assessment Study

A request to initiate a new Standards of Cover and Community Risk Assessment study was submitted to evaluate current service levels, assess future needs, and guide strategic planning over the next several years. This update would follow the previous study that supported the City's decision to end its joint command with Fullerton and comes at a time when Brea experiences significant growth through large-scale developments. The study will provide a data-driven foundation for optimizing resource deployment, improving operational efficiency, and ensuring the department continues meeting community emergency service needs effectively and sustainably.

REQUEST TOTAL	**$ 75,000**	**$ -**

ON HOLD

	Year 1 FY 2025-26 Net Cost	Year 2 FY 2026-27 Net Cost

Fire Department (continued)

Emergency Operations Center (EOC) Upgrade

Upgrading the EOC would enhance emergency preparedness and response capabilities, and allow for effective communication, coordination, and situational awareness during emergencies. The current facility has not been significantly updated in over two decades and modern technology would provide a state-of-the-art command center equipped with advanced communication tools, updated audio/visual systems, and improved infrastructure.

REQUEST TOTAL $ 365,000 $ -

Fire Support Vehicle Upgrade

The Fire Support Vehicle lacks the technology and communication tools needed for effective multi-agency coordination, real-time situational awareness, and efficient resource tracking. Upgrading the vehicle would enhance the department's ability to respond to large-scale emergencies, improve firefighter safety, and strengthen command and control functions. This investment supports the City's broader commitment to public safety and modern emergency preparedness.

REQUEST TOTAL $ 100,000 $ -

Accela Software Upgrade

A comprehensive upgrade to the Accela software system was requested to enhance operational efficiency, improve service delivery, and promote better alignment across departments. Currently, inconsistent versions and configurations hinder data integration, communication, and workflow standardization. Upgrading the system—particularly to integrate the Fire Department—would create a unified platform that supports streamlined processes, reduces redundancies, and enables improved online services for contractors and residents. This investment in the City's digital infrastructure would foster greater interdepartmental collaboration, enhance customer service, and support more efficient and consistent operations citywide.

REQUEST TOTAL $ 25,000 $ -

Police Department

Police Department Professional Development

The Police Department's professional development program is designed to enhance employee engagement, satisfaction, and overall wellbeing through off-site workshops. These workshops, facilitated by Breaking the Chain Consulting, build on previous successful sessions and serve as valuable tools for recruitment and retention. The continuation of this program includes strength-based assessments and focuses on multiple aspects of employee wellbeing.

REQUEST TOTAL $ 60,000 $ 55,000

ON HOLD

	Year 1 FY 2025-26 Net Cost	Year 2 FY 2026-27 Net Cost

Police Department Requests (continued)

Veritone Contact Digital Platform

A request to implement a more efficient, mobile-optimized platform for collecting Racial and Identity Profiling Act (RIPA) data was submitted. The proposed system, Veritone Contact, would streamline the data entry process, allowing officers to complete reports more quickly and accurately in the field. This enhancement would reduce administrative burdens, increase time available for community engagement, and improve compliance with state reporting requirements.

REQUEST TOTAL	**$ 4,650**	**$ 4,650**

Parking Citation Software

A transition from paper to electronic parking citations was requested, which would implement Turbo Data's mobile citation software. This change would improve efficiency, accuracy, and environmental sustainability by allowing officers to issue citations directly from their existing iOS work phones and Zebra printers. The new system would streamline citation processing, enable real-time uploads for immediate payment options, and eliminate the need for paper citations and outdated devices, ultimately enhancing productivity and reducing operational costs.

REQUEST TOTAL	**$ 15,200**	**$ 13,200**

Desk Chair Replacement

A request to replace aging and uncomfortable desk chairs in the Police Records and Property & Evidence Divisions was submitted. The current chairs, in use since 2012, are worn, stained, and no longer provide adequate support, even with the use of cushions and back supports. Replacing these chairs would align with the department's focus on employee wellness and the City Council's goal of improving employee relations and retention.

REQUEST TOTAL	**$ 11,593**	**$ -**

Records Request Tracking Solution

A request to expand the City's existing contract with the current public records request software vendor was submitted in order to streamline the intake, processing, and tracking of police records requests. This system would replace the current manual and paper-based process with an online portal that improves efficiency, enhances customer service, and supports legal compliance with mandated response times. By automating workflows, enabling secure payments, and providing data analytics, the system would help staff manage high volumes of time-sensitive requests more effectively.

REQUEST TOTAL	**$ 12,204**	**$ 12,814**

ON HOLD

	Year 1 FY 2025-26 Net Cost	Year 2 FY 2026-27 Net Cost

Police Department (continued)

Canine Ballistic Vests

The purchase of custom ballistic vests for two police service dogs was requested to enhance their safety during high-risk deployments. These vests would provide protection against pistol-caliber threats and puncture injuries, offering improved mobility, comfort, and scalability. Equipping the canines with this specialized gear would help safeguard them during dangerous operations such as suspect apprehensions and SWAT team support, aligning with the department's commitment to officer and public safety.

REQUEST TOTAL $ 7,911 $ -

Body-Worn Camera Auditing Software

The purchase of specialized software was requested to support random audits of body-worn camera footage, a practice recognized as an industry best standard for promoting accountability, training, and policy compliance. The software would streamline and standardize the review process by providing randomized video selections for evaluation, helping supervisors identify both areas of concern and exemplary performance. This tool would enhance the department's ability to conduct effective and efficient audits in alignment with professional policing guidelines.

REQUEST TOTAL $ 5,000 $ 4,000

Vehicle Forensic Tool

A request was submitted for the purchase of Berla iVe, a vehicle forensic tool, that would significantly enhance the Police Department's ability to investigate crimes involving modern vehicles. As vehicles increasingly store critical data—such as speed logs, location history, and connected device records—having the capability to access and analyze this information can provide key evidence in complex cases. The proposed solution includes hardware, software, and training to support the full forensic process, allowing investigators to uncover details about what occurred, where, and who was involved in vehicle-related incidents. This would modernize investigative capabilities and strengthen the department's response to evolving criminal tactics.

REQUEST TOTAL $ 30,550 $ 10,500

Facility Dog Program

The launch of a Facility Dog program was requested, aimed at supporting officer wellness, enhancing victim advocacy, and expanding community outreach. This program would provide therapeutic support, particularly during or after critical incidents, while also assisting with victim interviews and public events. The dog will be integrated into the Peer Support Team and available to support both internal needs and regional law enforcement partners. While Canine Companions provides the dog, training, and certification at no cost, the department seeks funding for equipment and ongoing care to ensure the success of the program.

REQUEST TOTAL $ 2,985 $ 2,350

[INTENTIONALLY LEFT BLANK]

110 GENERAL FUND

The General Fund is used to account for all of the general revenues of the City not specifically levied or collected for other City funds and for the expenditures related to the rendering of general services by the City. The General Fund is used to account for all resources not required to be accounted for in any other fund.

	Actual FY 2023-24	Adopted FY 2024-25	Estimated FY 2024-25	Budget FY 2025-26	Budget FY 2026-27
Beginning Balance 7/1	**$ 12,818,835**	**$ 683,788**	**$ 683,788**	**$ 2,788,339**	**$ 3,997,142**
Resources					
Revenues					
Property Tax	14,815,291	15,488,808	15,406,829	16,093,414	16,652,118
Sales Tax	25,155,351	26,559,944	24,934,260	27,269,550	27,439,453
Transient Occupancy Tax	2,616,587	2,782,998	2,628,607	2,681,179	2,734,802
Franchise Tax	3,149,044	2,965,292	2,936,938	3,061,203	3,128,903
Business Tax	1,156,337	1,100,000	1,100,000	1,100,000	1,100,000
Licenses & Permits	287,696	403,429	346,101	415,563	517,518
Motor Vehicle In-Lieu Fees	5,487,120	5,686,914	5,725,491	5,909,002	6,122,182
Community Services	3,378,520	3,218,043	3,398,568	3,744,406	3,855,856
All Other	9,334,806	16,261,756	17,184,465	9,179,969	9,194,799
Sub-total Revenues	65,380,752	74,467,184	73,661,259	69,454,286	70,745,631
Transfers-in					
Comm. Benefit & Economic Dev. (140)	-	-	-	-	300,000
Public Safety Augmentation (172)	-	-	-	250,000	500,000
Supplemental Law Enf. Services (173)	100,000	100,000	100,000	180,000	180,000
Fixed Asset Replacement (182)	27,500	-	57,500	-	-
Gas Tax (220)	450,000	450,000	450,000	450,000	450,000
Golf Course (465)	-	-	-	1,300,000	1,300,000
Risk Management (470)	654,395	-	150,000	-	-
Disaster/Emergency Relief Fund (911)	-	-	37,588	-	-
Sub-total Transfers-in	1,231,895	550,000	795,088	2,180,000	2,730,000
Transfer from Reserves	1,910,550	1,163,985	8,237,599	1,905,206	-
Total Resources	68,523,197	76,181,169	82,693,946	73,539,492	73,475,631
Total Available	81,342,032	76,864,957	83,377,734	76,327,831	77,472,773

	Actual FY 2023-24	Adopted FY 2024-25	Estimated FY 2024-25	Budget FY 2025-26	Budget FY 2026-27
Requirements					
Expenditures					
Management Services	3,389,030	3,775,184	4,532,257	4,572,303	4,876,360
Administrative Services	4,373,953	4,373,635	4,443,415	3,263,343	3,387,323
Police Services	28,779,696	29,841,042	29,397,209	30,916,065	33,170,004
Fire Services	9,498,450	11,026,771	10,443,865	10,974,878	11,475,385
Community Development	2,921,229	3,559,428	3,435,779	2,960,401	3,114,098
Community Services	9,424,717	9,465,702	9,935,229	9,993,687	10,242,431
Public Works	6,522,065	7,463,465	7,170,523	7,554,011	7,765,725
Sub-total Expenditures	64,909,140	69,505,227	69,358,277	70,234,688	74,031,326
Transfers-out					
Paramedic Services (174)	2,554,982	1,737,276	2,738,549	2,040,001	2,345,495
Community Center Replacement (181)	167,000	167,000	167,000	-	-
Fixed Asset Replacement (182)	1,100,000	1,300,000	1,300,000	-	-
Sanitation & Street Sweeping (440)	375,252	101,324	-	-	-
Internal IT Services (475)	-	-	-	-	-
Capital Improvement (510)	-	-	6,331,684	-	-
Capital & Mitigation Imp Fund (560)	56,000	56,000	56,000	56,000	56,000
Sub-total Transfers-out	4,253,234	3,361,600	10,593,233	2,096,001	2,401,495
Transfers to Reserves	11,495,870	-	637,885	-	1,025,533
Total Requirements	80,658,244	72,866,827	80,589,395	72,330,689	77,458,354
Ending Balance 6/30	**$ 683,788**	**$ 3,998,130**	**$ 2,788,339**	**$ 3,997,142**	**$ 14,419**
Reserves					
Operating Reserve 10%	7,739,997	7,286,683	7,995,151	7,233,069	7,643,282
Budget Stabilization Reserve 15%	11,609,996	10,930,024	11,992,727	10,849,603	11,464,923
Encumbrances	8,237,599	-	-	-	-
Total Reserves	**$ 27,587,592**	**$ 18,216,707**	**$ 19,987,878**	**$ 18,082,672**	**$ 19,108,205**

140 COMMUNITY BENEFIT & ECONOMIC DEVELOPMENT (CBED) FUND

This fund was established in 2014 to retain funds which are set aside annually for the continuation of "legacy" community benefited projects as well as provide a funding source for the attraction and retention of business and economic development.

	Actual FY 2023-24	Adopted FY 2024-25	Estimated FY 2024-25	Budget FY 2025-26	Budget FY 2026-27
Beginning Balance 7/1	**$ 6,148,566**	**$ 7,012,994**	**$ 7,012,994**	**$ 392,346**	**$ 345,346**
Resources					
Revenues					
Olinda Host Fees	965,529	1,300,000	898,131	-	-
Total Resources	965,529	1,300,000	898,131	-	-
Total Available	7,114,095	8,312,994	7,911,125	392,346	345,346
Requirements					
Expenditures	-	-	-		
Transfers-out					
General Fund (110)	-	-	-	-	300,000
Capital Improvement (510)	101,101	550,000	7,518,779	47,000	-
Total Requirements	101,101	550,000	7,518,779	47,000	300,000
Ending Balance 6/30	**$ 7,012,994**	**$ 7,762,994**	**$ 392,346**	**$ 345,346**	**$ 45,346**

172 PUBLIC SAFETY AUGMENTATION FUND

The Public Safety Augmentation Fund is used to account for sales tax revenue generated by the enactment of Proposition 172 and for expenditures related to the enhancement of public safety services.

	Actual FY 2023-24	Adopted FY 2024-25	Estimated FY 2024-25	Budget FY 2025-26	Budget FY 2026-27
Beginning Balance 7/1	**$ 395,026**	**$ 298,339**	**$ 298,339**	**$ 239,089**	**-**
Resources					
Revenues					
Sales Tax	599,777	634,000	589,400	578,000	581,700
Interest	14,744	14,000	14,000	14,000	14,000
Total Revenues	614,521	648,000	603,400	592,000	595,700
Transfers-in					
Fixed Asset Replacement (182)	-	-	-	-	-
Transfer from Reserves	-	-	-	331,834	216,734
Total Resources	614,521	648,000	603,400	923,834	812,434
Total Available	1,009,547	946,339	901,739	1,162,923	812,434
Requirements					
Expenditures	327,234	401,864	402,514	912,923	312,434
Transfers-out					
General Fund (110)	-	-	-	250,000	500,000
Transfer to Reserves	383,974	260,136	260,136	-	-
Total Requirements	711,208	662,000	662,650	1,162,923	812,434
Ending Balance 6/30	**$ 298,339**	**$ 284,339**	**$ 239,089**	**$ -**	**-**
Reserves					
Equipment Replacement	760,761	1,020,897	1,020,897	689,063	472,329
Total Reserves	**$ 760,761**	**$ 1,020,897**	**$ 1,020,897**	**$ 689,063**	**$ 472,329**

181 COMMUNITY CENTER REPLACEMENT FUND

This fund was established in May 1997 to retain funds which are set aside annually for the future replacement of the Community Center facility and equipment.

	Actual FY 2023-24	Adopted FY 2024-25	Estimated FY 2024-25	Budget FY 2025-26	Budget FY 2026-27
Beginning Balance 7/1	**$ 545,641**	**$ 552,819**	**$ 552,819**	**$ 407,016**	**$ 267,016**
Resources					
Transfers-in					
General Fund (110)	167,000	167,000	167,000	-	-
Total Resources	167,000	167,000	167,000	-	-
Total Available	712,641	719,819	719,819	407,016	267,016
Requirements					
Expenditures	159,822	167,000	312,803	140,000	145,000
Transfers to Reserves	-	-	-	-	-
Total Requirements	159,822	167,000	312,803	140,000	145,000
Ending Balance 6/30	**$ 552,819**	**$ 552,819**	**$ 407,016**	**$ 267,016**	**$ 122,016**
Reserves					
Capital and Equip. Replacement	501,000	501,000	501,000	501,000	501,000
Total Reserves	**$ 501,000**	**$ 501,000**	**$ 501,000**	**$ 501,000**	**$ 501,000**

182 FIXED ASSET REPLACEMENT FUND

The Fixed Asset Replacement Fund was established in March 2002 to provide funding for the replacement of City-owned infrastructure, facilities and capital assets.

	Actual FY 2023-24	Adopted FY 2024-25	Estimated FY 2024-25	Budget FY 2025-26	Budget FY 2026-27
Beginning Balance 7/1	**$ 1,718,200**	**$ 1,106,226**	**$ 1,106,226**	**$ -**	**$ -**
Resources					
Transfers-in					
General Fund (110)	1,100,000	1,300,000	1,300,000	-	-
Transfer from Reserves	-	-	566,400	930,000	175,000
Total Resources	1,100,000	1,300,000	1,866,400	930,000	175,000
Total Available	2,818,200	2,406,226	2,972,626	930,000	175,000
Requirements					
Transfers-out					
General Fund (110)	27,500	-	57,500	30,000	175,000
Information Technology (475)	135,815	-	-	-	-
Capital Improvement (510)	532,295	790,000	2,915,126	900,000	-
Transfers to Reserves	711,365	-	-	-	-
Total Requirements	1,711,975	790,000	2,972,626	930,000	175,000
Ending Balance 6/30	**1,106,226**	**1,616,226**	**-**	**-**	**-**
Reserves					
Capital/Equip. Replacement	3,300,000	3,300,000	2,733,600	1,803,600	1,628,600
Total Reserves	**$ 3,300,000**	**$ 3,300,000**	**$ 2,733,600**	**$ 1,803,600**	**$ 1,628,600**

420 WATER UTILITY FUND

This fund is used to account for the City's water utility operations which are financed and operated in a manner similar to a private enterprise. The costs (expenses, including depreciation) of providing these services to the general public on a continuing basis are financed or recovered primarily through user charges.

	Actual FY 2023-24	Adopted FY 2024-25	Estimated FY 2024-25	Budget FY 2025-26	Budget FY 2026-27
Beginning Balance 7/1	**$ 2,852,166**	**$ 5,059,533**	**$ 5,059,533**	**$ 5,358,434**	**$ 5,614,437**
Resources					
Revenues					
Charges for Services	20,457,250	18,604,900	21,962,700	21,962,700	21,962,700
Connection Fees	146,396	76,162	76,162	76,162	76,162
Interest	249,687	-	300,000	280,000	280,000
Other	311,799	495,000	455,830	437,500	440,125
Total Resources	21,165,132	19,176,062	22,794,692	22,756,362	22,758,987
Transfer from Reserves	1,273,694	136,366	334,586	-	-
Total Available	25,290,992	24,371,961	28,188,811	28,114,796	28,373,424
Requirements					
Expenditures	18,980,157	18,434,691	17,544,741	19,200,835	19,528,550
Transfers-out					
Capital Improvement (510)	1,251,302	500,000	5,285,636	2,860,000	3,950,000
Transfer to Reserves	-	-	-	439,524	108,729
Total Requirements	20,231,459	18,934,691	22,830,377	22,500,359	23,587,279
Ending Balance 6/30	**$ 5,059,533**	**$ 5,437,270**	**$ 5,358,434**	**$ 5,614,437**	**$ 4,786,145**
Reserves					
Section 115 Trust (PARS)	485,532	485,532	509,800	535,300	562,100
Operations (3 months)	4,745,039	4,608,673	4,386,185	4,800,209	4,882,138
Capital	5,000,000	5,000,000	5,000,000	5,000,000	5,000,000
Total Reserves	**$ 10,230,571**	**$ 10,094,205**	**$ 9,895,985**	**$ 10,335,509**	**$ 10,444,238**

460 INFORMATION TECHNOLOGY EXTERNAL SUPPORT FUND

This fund is used to account for the operations of the Information Technology Division's contractual information technology services to other agencies. The costs (expenses) of providing these services on a continuing basis are financed or recovered through user charges.

	Actual FY 2023-24	Adopted FY 2024-25	Estimated FY 2024-25	Budget FY 2025-26	Budget FY 2026-27
Beginning Balance 7/1	**$ 485,831**	**$ 211,021**	**$ 211,021**	**$ 79,804**	**$ -**
Resources					
Revenues					
Charges for Services	1,064,274	1,014,506	906,000	341,699	358,784
Interest	14,188	14,660	15,000	12,700	14,200
Sub-total Revenues	1,078,462	1,029,166	921,000	354,399	372,984
Transfer from Reserves	-	-	-	239,202	-
Total Resources	1,078,462	1,029,166	921,000	593,601	372,984
Total Available	1,564,293	1,240,187	1,132,021	673,405	372,984
Requirements					
Expenditures	1,056,922	1,081,430	1,041,904	673,405	286,272
Transfer to Reserves	296,350	6,127	10,314	-	86,712
Total Requirements	1,353,272	1,087,557	1,052,218	673,405	372,984
Ending Balance 6/30	**$ 211,021**	**$ 152,630**	**$ 79,804**	**$ -**	**$ -**
Reserves					
Section 115 Trust (PARS)	281,364	281,364	295,432	310,204	325,714
Operations (3 months)	264,231	270,358	260,476	6,502	77,704
Total Reserves	**$ 545,595**	**$ 551,722**	**$ 555,908**	**$ 316,706**	**$ 403,418**

475 INFORMATION TECHNOLOGY INTERNAL SUPPORT FUND

This fund is used to account for the operations of the City's Internal Information Technology Division. Such costs are billed to the departments and/or divisions based upon a predetermined rate set during the budget process.

	Actual FY 2023-24	Adopted FY 2024-25	Estimated FY 2024-25	Budget FY 2025-26	Budget FY 2026-27
Beginning Balance 7/1	**$ 619,051**	**$ 750,927**	**$ 750,927**	**$ 579,693**	**$ -**
Resources					
Revenues					
Charges for Services	2,486,832	2,486,832	2,486,832	2,899,210	3,010,051
Interest	20,348	26,100	20,000	16,000	16,000
Other	-	-	-	-	-
Total Resources	2,642,995	2,512,932	2,506,832	2,915,210	3,026,051
Transfer from Reserves	29,848	-	-	510,591	-
Total Available	3,291,894	3,263,859	3,257,759	4,005,494	3,026,051
Requirements					
Expenditures	2,540,967	2,670,225	2,650,646	4,005,494	3,008,930
Transfer to Reserves	-	32,314	27,420	-	17,121
Total Requirements	2,540,967	2,702,539	2,678,066	4,005,494	3,026,051
Ending Balance 6/30	**$ 750,927**	**$ 561,320**	**$ 579,693**	**$ -**	**$ -**
Reserves					
Operations (3 months)	635,242	667,556	662,662	152,071	169,192
Total Reserves	**$ 635,242**	**$ 667,556**	**$ 662,662**	**$ 152,071**	**$ 169,192**

542 FIRE IMPACT FEES FUND

This fund is used to account for the receipt and expenditure of impact fees collected from developers to mitigate the future impact that development has on fire services.

	Actual FY 2023-24	Adopted FY 2024-25	Estimated FY 2024-25	Budget FY 2025-26	Budget FY 2026-27
Beginning Balance 7/1	**$ 531,046**	**$ 509,066**	**$ 509,066**	**$ 504,348**	**$ 817,427**
Resources					
Revenues					
Impact Fees	7,691	4,207	2,232	712,029	498,125
Interest	19,726	11,300	8,000	16,000	20,000
Total Resources	27,417	15,507	10,232	728,029	518,125
Total Available	558,463	524,573	519,298	1,232,377	1,335,552
Requirements					
Expenditures	49,397	13,450	14,950	414,950	14,950
Total Requirements	49,397	13,450	14,950	414,950	14,950
Ending Balance 6/30	**$ 509,066**	**$ 511,123**	**$ 504,348**	**$ 817,427**	**$ 1,320,602**

The City assumed the role of Successor Agency to the Brea Redevelopment Agency in 2012 following the State's elimination of redevelopment agencies. The Successor Agency is responsible for winding down the former redevelopment agency after its 40 years of operation. A critical component of this process is the Last and Final Recognized Obligation Payment Schedule (LFROPS), which was approved by Brea's Oversight Board and accepted by the State Department of Finance (DOF) in 2018. This document summarizes expenditures of enforceable obligations remaining for the Successor Agency.

With the wind down process, including the activities mentioned above, now complete, much of the process is finalized. The approval of a Last and Final Recognized Obligation Payment Schedule (ROPS) means the Successor Agency no longer has to submit Annual ROPS to the County oversight board. Consequently, further reductions to administrative allowances from the ROPS are reflected in the budget. Brea's Oversight Board has now been disbanded and remaining staff expenditures are focused on the administration and payment of all outstanding bonds, as programmed in the Administrative Services (Finance Division).

Successor Agency to the Brea Redevelopment Agency
EXPENDITURE SUMMARY

	FY 2025-26	FY 2026-27
Long Term Obligations		
Bond Payments	$ 13,187,281	$ 11,878,538
Total	**$ 13,187,281**	**$ 11,878,538**
Administration		
Professional Services	$ 10,000	$ 20,000
Legal, Accounting and Auditing, and Support Services	$ 12,500	$ 25,000
Total	**$ 22,500**	**$ 45,000**
TOTAL AGENCY BUDGET	**$ 13,209,781**	**$ 11,923,538**

CITY OF BREA

SEVEN-YEAR CAPITAL IMPROVEMENT PROGRAM

PROPOSED

FY 2025-2026 through FY 2031-2032

HONORABLE MAYOR AND CITY COUNCIL:

I am pleased to submit the Proposed Fiscal 2027-2032 Proposed Capital Improvement Program (CIP) for the City of Brea. The Proposed Capital Budget and CIP presented in this document will guide the City in the planning, scheduling, and budgeting capital improvement projects over the next seven years. This overview highlights the significant capital investments within the seven areas and the major items associated with this CIP.

Maintaining public assets is some of the most important work a City performs. The current outlook on capital revenues allows the City to further its efforts to invest in a wide range of public infrastructure, such as our streets, water facilities, sewer collection system, parks and sports fields, fire, and police facilities, and to our golf courses to meet the long-term needs of our community. Many of the projects in this document result from the technical analysis necessary to identify new or deferred infrastructure rehabilitation needs.

The Public Works Department, in coordination with all City Departments, has prepared the seven-year Capital Improvement Program (CIP) budget plan. The goals of the CIP are to enhance the community's quality of life, ensure a safe environment, and improve transportation, utilities, and City facilities. The CIP budget plan is both a planning and implementation document. The seven-year CIP includes the appropriation of funds for Fiscal Year (FY) 2025-26 and FY 2026-27. Consistent with the City's Budget, this is a two-year request. The remaining five years of the CIP are not a commitment of funds but used as a long-range planning tool for subsequent investments in the City's infrastructure.

There are currently 72 projects in the 7-year CIP budget plan estimated at nearly $112 million. These projects are either continuing, new, or annual programs and are in various stages of development, such as planning, design, or construction. Staff is requesting $9,285,000 in new funding for FY 2025-26 and $5,850,000 in new funding for FY 2026-27. The 2025-32 Proposed CIP of nearly $112 million across multiple funding sources represents the investment into the City's valuable assets and reflects the City's continued focus on the rehabilitation and renewal of existing infrastructure to serve our community well into the future.

The CIP has several improvement categories: Street, Storm Drain, Traffic Safety, Sewer, Water, Facility, and Golf Course Improvements. The following are highlights of the FY 2025-27 Biennial Capital Improvement Program:

Street Improvements

Several significant projects completed construction in FY23-25, including Country Hills Subdivision Pavement/Water Rehabilitation (CIP 7322), Brea Boulevard Street Improvements (CIP 7299), and the bridge construction phase of SR-57 Freeway/Lambert Road Interchange (CIP 7251). Additionally, the design phase of Central Avenue & State College Street Improvements (CIP 7327) has been completed. Work continues on Phase

1 of Birch Street Improvements S. Associated to Valencia (CIP 7329), a large water/roadway improvement project that is being carried forward from FY24-25

Requested appropriations for the FY25-27 7-year CIP include funding for our annual Traffic Calming Improvements (CIP 7219), Citywide Slurry Seal (7312), and Citywide Sidewalk Replacement (CIP 7313), projects as well as design and construction budget for Palm Street Paving Improvements (CIP 7334) and Tanglewood Street Paving Improvements (CIP 7337).

Storm Drain

Requested appropriations for the FY25-27 7-year CIP includes design phase funding for for an update to the Storm Drain Master Plan (CIP 7330).

Traffic Safety

The construction phase of the Cliffwood Neighborhood Traffic Calming Improvements (CIP 7717) project was completed in FY23-25. The City also partnered with OCTA and multiple local municipalities to progress OCTA's Regional Traffic Signal Synchronization Program (RTSSP). Two projects have been introduced from this effort, the Kraemer Blvd. Regional Traffic Signal Synchronization (CIP 7720) and the State College Blvd. Regional Traffic Signal Synchronization (CIP 7721).

Requested appropriations for the FY25-27 7-year CIP include funding for our annual Traffic Signal Controller Upgrade (CIP 7218) project, Transportation Improvement Nexus Program Update (CIP 7718) project, and the two aforementioned RTSSP projects.

Water

Several significant projects were completed in FY23-25, including the Country Hills Phase 2 Waterline Improvements (CIP 7322), Walnut-Juniper-Orange Waterline Improvements (CIP 7454), South Brea Neighborhood Water Main Replacement (CIP 7466), Rehabilitate Ring Road at Berry Street Reservoir (CIP 7965), and N. Associated Rd. New High Pressure Water Line (CIP 7476). Additionally, the design phases of Enterprise Tract Water Improvements (CIP 7462) and Candlewood Tract Water Main Replacement (CIP 7465) are progressing, while the design phase of Lotus Place Water Line Improvements (CIP 7479) has been completed.

Requested appropriations for the FY25-27 7-year CIP include design phase funding for Candlewood Tract Water Main Replacement (CIP 7465), Olinda Village Water Line Improvements (CIP 7482), Replace Generator at Berry Street Booster Pump Station (CIP 7483), and design and construction phase funding for Thompson Oil Site Hydrant Improvements (CIP 7494).

Sewer

The design phases of the Briarwood Lift Station Replacement (CIP 7631) and the Brea Creek Siphon S-2 Analysis (CIP 7633) projects were completed in FY23-25.

Requested appropriations for the FY25-27 7-year CIP include our annual Sewer Mainline Relining (CIP 7617) and design phase funding for the Carbon Canyon Access Road Phase 1-3 (CIP 7632) project.

Facility Improvements

Fiscal Years 23-25 saw the completion of New Switch Gear Boxes at Arovista & Country Hills Parks (CIP 7960), the Senior Center Generator Project (7977), and the design phase of the Tamarack Parking Lot Asphalt Rehabilitation (CIP 7965) project. Additionally, the Brea PD Integrated Crime Center (ICC) Citywide Camera Network is progressing through various phases, and the Arovista Park Modernization Project (CIP 7978) is progressing through the construction phase of park improvements on the east side of Brea Creek.

Requested appropriations for the FY25-27 7-year CIP include funding for the Police Department Space Plan Improvements (CIP 7992), Wildcatters Park Storage Building Improvements (CIP 7997), the Public Works Standard Plans Update (CIP 7998), as well as various other citywide facility improvements.

Golf Course Improvements

In FY23-25 various improvements were made at both Birch Hills and Brea Creek Golf Courses, including the Brea Creek Golf Course Netting Extension project.

Requested appropriations for the FY25-27 7-year CIP include funding for the construction of cart path, driving range, storage shed, and HVAC improvements at Birch Hills Golf Course as well as repairs to the clubhouse and other amenities at the Brea Creek Golf Course.

Projects delivered over the next seven years will improve the City's roadways, address the reliability and appearance of parks and recreational facilities, significantly upgrade the City's water and sewer system, deliver continued improvements to building facilities, add technology upgrades to our traffic signals, and reduce pollutants within storm drains and creeks. The City will also continue to work with other agencies on major regional projects, including State Route 90, 142 & 57, and the Orange County Loop/Tracks Western Extension, which will dramatically alter the City's transportation infrastructure.

While the Proposed CIP addresses primary infrastructure needs, a significant infrastructure maintenance backlog remains. City staff will continue to target resources toward their most important need and seek all possible avenues to secure federal, State, and regional funding to supplement available City funding.

This CIP reflects the needs and priorities of the City Council, our residents, businesses, and visitors. I want to acknowledge and thank the many employees who directly contributed to the analysis and production of this CIP and document. More importantly, I want to thank the City Council for the continued support of this program. Your continued support helps the City meet its overall goal of providing well-maintained, quality infrastructure for our community.

Respectfully,

Michael Ho, P.E.
Public Works Director

RESOLUTION NO.

A RESOLUTION OF THE COUNCIL OF THE CITY OF BREA ADOPTING A CAPITAL IMPROVEMENT PROGRAM BUDGET FOR SAID CITY FOR THE FISCAL YEAR OF 2025-2026 AND 2026-2027 AND APPROPRIATING FUNDS FOR PROJECTS AND PURPOSES THEREIN SET FORTH.

A. RECITALS:

(i) The City Manager's proposed Capital Improvement Program (CIP) Budget for Fiscal Year (FY) 2025-2026 and FY 2026-2027, heretofore, has been presented to the Planning Commission and to this Council.

(ii) Copies of said proposed CIP budget are on file in the Office of the City Clerk and said proposed budget is hereby made a part of this resolution.

B. RESOLUTION:

NOW, THEREFORE, BE IT FOUND, DETERMINED AND RESOLVED by the City Council of the City of Brea that:

1. Said proposed CIP budget is hereby adopted as the CIP Budget of the City of Brea for FY 2025-2026 and FY 2026-2027 consisting of the estimated and anticipated expenditures and revenue for this fiscal year.

2. All capital project appropriation balances from FY 2024-2025 shall be carried forward for use in FY 2025-2026 and FY 2026-2027.

3. There are hereby appropriated for obligation and expenditure by the City Manager the amounts shown as set forth in the pages of the proposed budget for FY 2025-2026 and FY 2026-2027.

4. Said appropriations for obligation and expenditure shall be deemed to relate to each separate project set forth and shall include as to each project the

total of the sums listed in the proposed budget. All obligations and expenditures shall be incurred and made in the manner provided by the provisions of State law and City ordinances and resolutions applicable to purchasing and contracting.

5. No warrant shall be issued or indebtedness incurred which exceeds the unexpended balances of the project appropriation herein before authorized unless such appropriations shall have been amended by a supplemental appropriation duly enacted by the City Council by resolution.

APPROVED AND ADOPTED this 17th day of June 2025.

_____
Mayor

ATTEST: _____
City Clerk

I, Lillian Harris-Neal, City Clerk of the City of Brea, do hereby certify that the foregoing Resolution was adopted at a regular meeting of the City Council of the City of Brea held on the 17th day of June 2025, by the following vote:

AYES:	COUNCIL MEMBERS:
NOES:	COUNCIL MEMBERS:
ABSENT:	COUNCIL MEMBERS:
ABSTAINED:	COUNCIL MEMBERS:

Dated: _____

_____
City Clerk

RESOLUTION NO. PC 2025-10

A RESOLUTION OF THE PLANNING COMMISSION OF THE CITY OF BREA FINDING THE FISCAL YEAR 2025-26 CAPITAL IMPROVEMENT PROGRAM IN CONFORMANCE WITH THE GENERAL PLAN PURSUANT TO SECTION 65401 OF THE GOVERNMENT CODE.

A. RECITALS.

(i) The Planning Commission of the City of Brea has reviewed for conformity with the General Plan, as required by Section 65401 of the Government Code, a list of projects being planned, designed, or constructed in Fiscal Year (FY) 2025 - 26, as proposed in the City's FY 2025-27 biennial budget and the Capital Improvement Program (CIP).

(ii) All projects, as listed in Exhibit A (General Plan Conformance Matrix), are located in the City of Brea and are consistent with policies of the City.

(iii) All legal prerequisites to the adoption of this Resolution have occurred.

B. RESOLUTION.

NOW, THEREFORE, BE IT FOUND, DETERMINED AND RESOLVED by the Planning Commission of the City of Brea as follows:

1. In all respects as set forth in Recitals, Part A, of this resolution.

2. The FY 2025 - 26 CIP projects, identified within the General Plan Conformance Matrix, have been reviewed with regard to their conformance with the General Plan.

3. Said FY 2025 - 26 CIP projects, identified within the General Plan Conformance Matrix, are in conformity with the General Plan, pursuant to Section 65401 of the Government Code.

4. The FY 2025 - 26 CIP projects, have been found to serve the implementation of various goals and policies of the General Plan as specifically outlined within the FY 2025-27 General Plan Conformance Matrix.

5. This Resolution shall constitute this Commission's report and recommendation to the City Council as required by the Government Code.

6. The Planning Commission also finds and determines the requested action to be exempt from the requirements of the California Environmental Quality Act (CEQA) pursuant to Section 15061(b)(3) since it can be seen with certainty that there is no possibility that the requested action, which is to determine whether the FY 2025-26 CIP is consistent with the General Plan goals and policies, may have a significant effect on the environment.

7. The Secretary of this Commission shall certify to the adoption of this Resolution and forthwith transmit a certified copy to the City Council, as the report required to meet California Government Code 65401.

ADOPTED AND APPROVED this 22nd day of April 2025.

Melanie Schlotterbeck
Chair, Planning Commission

I, Joanne Hwang, Secretary to the Planning Commission of the City of Brea, do hereby certify that the foregoing Resolution was introduced at a regular meeting of the Planning Commission of the City of Brea held on the 22nd day of April 2025, and was finally passed at a regular meeting of the Planning Commission of the City of Brea, held on the 22nd day of April, 2025, by the following votes:

AYES: COMMISSIONERS: Schlotterbeck, Perez, Donini, Gribble, Perez

NOES: COMMISSIONERS: None

ABSENT: COMMISSIONERS:

ABSTAIN: COMMISSIONERS:

ATTEST: _____
Secretary, Planning Commission

EXHIBIT A
GENERAL PLAN CONFORMANCE MATRIX
FISCAL YEAR 2025-27 CAPITAL IMPROVEMENT PROGRAM

PROJECT NUMBER	DESCRIPTION	COMMUNITY DEVELOPMENT	COMMUNITY RESOURCES	PUBLIC SAFETY
STREET IMPROVEMENTS				
7219	Traffic Calming Improvements	CD 2.3, 4.3, 6.4, 11.5		PS 3.1
7251	SR-57 Freeway/Lambert Road Interchange	CD 10.1, 11.1, 11.6, 27.1, 28.1	CR 13.1	PS 3.1
7278	Imperial Hwy. and Berry St. Intersection Improvements	CD 11.1, 11.6, 27.1, 27.2, 28.1	CR 13.1	PS 3.1
7299	Brea Boulevard Street Improvements	CD 1.12, 11.1, 27.2		PS 3.1
7306	Imperial Hwy/SR-57 Interchange Improvements	CD 10.3, 10.4, 10.5, 27.2		PS 3.1
7312	Citywide Slurry Seal Program	CD 1.12, 27.2		
7313	Citywide Sidewalk Replacement	CD 2.4, 13.2		PS 3.1
7322	Country Hills Subdivision Pavement/Water Rehabilitation	CD 1.12, 11.1, 27.2		
7326	Walnut Way Street Improvements	CD 1.12, 11.1, 27.2		PS 3.1
7327	Central Avenue & State College Street Improvements	CD 1.12, 11.1, 27.2		PS 3.1
7328	Brea Downtown Parklets Project	CD 1.6, 4.5, 12.6	CR 1.1, 1.5, 3.4	
7329	Birch Street Improvements S. Associated to Valencia	CD 1.12, 11.1, 27.2		PS 3.1
7332	Citywide Street LED Upgrades	CD 1.7, 1.12, 13.2, 27.2		PS 3.1
7333	Flower Avenue Street Improvements	CD 1.12, 11.1, 27.2		
7334	Palm Street Paving Improvements	CD 1.12, 11.1, 27.2		
7335	Birch Street Improvements Brea Blvd. to S. Associated Rd.	CD 1.12, 11.1, 27.2		
7336	Randolph Avenue Street Improvements	CD 1.12, 11.1, 27.2		
7337	Tanglewood Street Paving Improvements	CD 1.12, 11.1, 27.2		
STORM DRAIN IMPROVEMENTS				
7330	Storm Drain Master Plan	CD 14.1	CR 12.2	PS 7.1, 7.2, 7.6
7952	Tracks Segment 3 Drainage Repairs	CD 1.7, 13.1, 13.2		
TRAFFIC SAFETY ENHANCEMENTS				
7218	Traffic Signal Controller Upgrade	CD 2.3, 4.3, 11.1	CR 13.1	
7704	Emergency Changeable Message Signs		CR 13.1, 13.7	PS 1.4, 3.1

Shaded Projects = New FY 25 - 27 Projects

PROJECT NUMBER	DESCRIPTION	COMMUNITY DEVELOPMENT	COMMUNITY RESOURCES	PUBLIC SAFETY
TRAFFIC SAFETY ENHANCEMENTS (CONTINUED)				
7716	Lambert Road Traffic Signal Synchronization	CD 2.3, 10.3, 11.1, 11.6	CR 13.1	PS 1.2, 1.5
7717	Cliffwood Neighborhood Traffic Calming Improvements	CD 2.3, 11.5		PS 3.1
7718	Transportation Improvement Nexus Program Update	CD 11.1, 11.2, 11.6, 27.2	CR 13.1	PS 3.1
7720	Kraemer Blvd. Regional Traffic Signal Synchronization	CD 2.3, 10.3, 11.1, 11.6	CR 13.1	PS 1.2, 1.5
7721	State College Blvd. Regional Traffic Signal Synchronization	CD 2.3, 10.3, 11.1, 11.6	CR 13.1	PS 1.2, 1.5
WATER IMPROVEMENTS				
7442	Miscellaneous Water Improvement Program	CD 1.12, 14.2		
7462	Enterprise Tract Water Improvements	CD 1.12, 14.2		
7465	Candlewood Tract Water Main Replacement	CD 1.12, 14.2		
7470	Carbon Canyon Booster No. 2 Improvements	CD 1.12, 14.2		
7471	Carbon Canyon Booster No. 3 Improvements	CD 1.12, 14.2		
7473	Valencia Reservoir Repainting	CD 27.2		
7476	N. Associated Rd. New High Pressure Water Line	CD 1.12, 14.2		
7479	Lotus Place Water Line Improvements	CD 1.12, 14.2		
7481	Brea Corsican Villas Water Line Improvements	CD 1.12, 14.2		
7482	Olinda Village Water Line Improvements	CD 1.12, 14.2		
7483	Replace Generator at Berry Street Booster Pump Station	CD 1.12, 14.2		
7494	Thompson Oil Site Hydrant Improvements	CD 1.12, 14.2		
7495	Berry Street Reservoir Booster Pump No. 7	CD 1.12, 14.2		
7496	790 Zone Reservoir Improvements	CD 1.12, 14.2		
SEWER IMPROVEMENTS				
7617	Sewer Mainline Relining	CD 1.12, 14.2		
7629	Randolph Ave & Imperial Hwy Sewer Capacity Improvements	CD 14.2		
7631	Briarwood Lift Station Replacement	CD 1.12, 14.2		
7632	Carbon Canyon Access Road Phase 1-3	CD 14.2		
7633	Brea Creek Siphon S-2 Analysis	CD 14.2		
FACILITY IMPROVEMENTS				
7923	Fire Station No. 1 Seismic Upgrades	CD 1.12		
7936	City Facility & Median Landscape Improvements	CD 14.2	CR 11.4, 11.5, 12.2	

Shaded Projects = New FY 25 - 27 Projects

PROJECT NUMBER	DESCRIPTION	COMMUNITY DEVELOPMENT	COMMUNITY RESOURCES	PUBLIC SAFETY
FACILITY IMPROVEMENTS (CONTINUED)				
7946	Western Extension to the Tracks at Brea	CD 1.7, 11.3, 12.5, 13	CR 1.6, 3.5, 6.3, 7.1, 7.3, 13.5	
7956	Tamarack Parking Lot Asphalt Rehabilitation	CD 1.12		
7970	Citywide HVAC Improvements	CD 27.2		
7974	Citywide Elevator Improvements	CD 27.2		
7975	Senior Center & Pioneer Hall Roofs	CD 27.2		
7978	Arovista Park Modernization Project	CD 1.12, 27.2		
7979	Mechanical Upgrades to City Facilities	CD 27.2		
7982	Police Department Dispatch & Comm Dev Renovation Project	CD 27.2		PS 1.1
7983	GIS Record Document Conversion	CD 1.12, 14.1, 23.6		PS 1.12
7984	Brea Gallery Lighting Upgrades	CD 27.2		PS 2.2, 2.3
7985	Brea Senior Center Improvement Project	CD 1.12, 3.2	CR 1.1, 1.2	
7986	Western Park Amenity Improvements	CD 1.12, 27.2	CR 1.1, 1.2	
7987	Western Park Restroom Upgrades	CD 1.12, 27.2	CR 1.1, 1.2	
7988	Tracks Amenity Improvements	CD 13.1, 13.2	CR 1.1	PS 1.8, 1.9
7989	Veterans Memorial Hardscape Improvements		CR 14.8, 15.3	
7991	Fire Station No. 2 Dispatch Center Upgrade	CD 27.2		PS 1.2, 1.4
7992	Police Department Space Plan Improvements			PS 1.1, 1.2
7719	Brea PD Integrated Crime Center (ICC) Citywide Camera Network			PS 1.1, 1.2, 1.8
7995	Senior Center Paving Improvements	CD 1.12, 27.2		
7996	Brea Downtown Paint Improvements	CD 1.12, 27.2		
7997	Wildcatters Park Storage Building Improvements	CD 1.12, 27.2		
7998	Public Works Standard Plans Update	CD 11.3, 13.2, 14.2, 15.3		
GOLF COURSE IMPROVEMENTS				
7968	Facility Improvements at Birch Hills Golf Course	CD 27.2	CR 2.1	
7969	Facility Improvements at Brea Creek Golf Course	CD 27.2	CR 2.1	

Shaded Projects = New FY 25 - 27 Projects

ATTACHMENT C

Project Environmental Clearance Status

Section I – Environmental Findings Completed/Recorded

Categorical Exempt Projects		Section 15301
7218	Traffic Signal Controller Upgrade	Class 1
7219	Traffic Calming Improvements	Class 1
7299	Brea Boulevard Street Improvements	Class 1
7312	Citywide Slurry Seal Program	Class 1 (c)
7313	Citywide Sidewalk Replacement	Class 1 (c)
7322	Country Hills Subdivision Pavement/Water Rehabilitation	Class 1
7326	Walnut Way Street Improvements	Class 1 (b)(c)
7327	Central Avenue & State College Street Improvements	Class 1 (c)
7329	Birch Street Improvements S. Associated to Valencia	Class 1 (c)
7330	Storm Drain Master Plan	Class 1 (c)
7442	Miscellaneous Water Improvement Program	Class 1
7462	Enterprise Tract Water Improvements	Class 1
7465	Candlewood Tract Water Main Replacement	Class 1
7470	Carbon Canyon Booster No. 2 Improvements	Class 1 (c)
7473	Valencia Reservoir Repainting	Class 1 (d)
7483	Replace Generator at Berry Street Booster Pump Station	Class 1 (b)
7617	Sewer Mainline Relining	Class 1 (b)
7629	Randolph Ave & Imperial Hwy Sewer Capacity Improvements	Class 1 (b)
7704	Emergency Changeable Message Signs	Class 1 (d)
7716	Lambert Road Traffic Signal Synchronization	Class 1 (d)
7717	Cliffwood Neighborhood Traffic Calming Improvements	Class 1 (c)(d)
7923	Fire Station No. 1 Seismic Upgrades	Class 1 (d)
7956	Tamarack Parking Lot Asphalt Rehabilitation	Class 1 (c)
7968	Facility Improvements at Birch Hills Golf Course	Class 1 (d)
7969	Facility Improvments at Brea Creek Golf Course	Class 1 (a)(d)
7970	Citywide HVAC Improvements	Class 1 (a)(d)
7974	Citywide Elevator Improvements	Class 1 (a)(d)
7975	Senior Center & Pioneer Hall Roofs	Class 1 (a)
7982	Police Department Dispatch & Comm Dev Renovation Project	Class 1 (a)

Categorical Exempt Projects		Section 15302
7476	N. Associated Rd. New High Pressure Water Line	Class 2 (c)
7479	Lotus Place Water Line Improvements	Class 2 (c)
7481	Brea Corsican Villas Water Line Improvements	Class 2 (c)
7482	Olinda Village Water Line Improvements	Class 2 (c)
7631	Briarwood Lift Station Replacement	Class 2 (c)
7979	Mechanical Upgrades to City Facilities	Class 2 (c)

Categorical Exempt Projects		Section 15303
7278	Imperial Hwy. and Berry St. Intersection Improvements	Class 1 (d)
7328	Brea Downtown Parklets Project	
7471	Carbon Canyon Booster No. 3 Improvements	Class 3 (d)
7978	Arovista Park Modernization Project	Class 1 (e)

Project Environmental Clearance Status

Categorical Exempt Projects	**Section 15304**
7936 City Facility & Median Landscape Improvements	Class 4 (b)
7946 Western Extension to the Tracks at Brea	Class 4 (h)
7952 Tracks Segment 3 Drainage Repairs	Class 4 (b)

Categorical Exempt Projects	**Section 15306**
7983 GIS Record Document Conversion	Class 6

Statutory Exemption	**Section 15262**
7633 Brea Creek Siphon S-2 Analysis	

Mitigated Negative Declaration
7251 SR-57 Freeway / Lambert Road Interchange

Section II – Environmental Findings To Be Completed/Recorded

7306 Imperial Hwy/SR-57 Interchange Improvements
7332 Citywide Street Light LED Upgrades
7632 Carbon Canyon Access Road Phase 1-3
7718 Transportation Improvement Nexus Program Update
7984 Brea Gallery Lighting Upgrades
7985 Brea Senior Center Improvement Project
7986 Western Park Amenity Improvements
7987 Western Park Restroom Upgrades
7988 Tracks Amenity Improvements
7989 Veterans Memorial Hardscape Improvements
7991 Fire Station No. 2 Dispatch Center Upgrade
7992 Police Department Space Plan Improvements
7333 Flower Avenue Street Improvements
7334 Palm Street Paving Improvements
7335 Birch Street Improvements Brea Blvd. to S. Associated Rd.
7336 Randolph Avenue Street Improvements
7337 Tanglewood Street Paving Improvements
7720 Kraemer Blvd. Regional Traffic Signal Synchronization
7721 State College Blvd. Regional Traffic Signal Synchronization
7494 Thompson Oil Site Hydrant Improvements
7495 Berry Street Reservoir Booster Pump No. 7
7496 790 Zone Reservoir Improvements
7719 Brea PD Integrated Crime Center (ICC) Citywide Camera Network
7995 Senior Center Paving Improvements
7996 Brea Downtown Paint Improvements
7997 Wildcatters Park Storage Building Improvements
7998 Public Works Standard Plans Update

	PROJECT NAME	Proposed 2025-26	Proposed 2026-27	Proposed 2027-28	Proposed 2028-29	Proposed 2029-30	Proposed 2030-31	Proposed 2031-32
Street Improvements								
7219	Traffic Calming Improvements	$ 150,000	$ 150,000	$ 150,000	$ 150,000	$ 150,000	$ 150,000	$ 150,000
7251	SR-57 Freeway/Lambert Road Interchange	$ -	$ -	$ -	$ -	$ -	$ -	$ -
7278	Imperial Hwy. and Berry St. Intersection Improvements	$ -	$ -	$ -	$ -	$ -	$ -	$ -
7299	Brea Boulevard Street Improvements	$ -	$ -	$ -	$ -	$ -	$ -	$ -
7306	Imperial Hwy/SR-57 Interchange Improvements	$ -	$ -	$ 500,000	$ -	$ -	$ -	$ -
7312	Citywide Slurry Seal Program	$ 300,000	$ 300,000	$ 300,000	$ 300,000	$ 300,000	$ 300,000	$ 300,000
7313	Citywide Sidewalk Replacement	$ 200,000	$ 200,000	$ 200,000	$ 200,000	$ 200,000	$ 200,000	$ 200,000
7322	Country Hills Subdivision Pavement/Water Rehabilitation	$ -	$ -	$ -	$ -	$ -	$ -	$ -
7326	Walnut Way Street Improvements	$ 400,000	$ -	$ 700,000	$ -	$ -	$ -	$ -
7327	Central Avenue & State College Street Improvements	$ -	$ -	$ -	$ -	$ -	$ -	$ 1,500,000
7328	Brea Downtown Parklets Project	$ -	$ -	$ -	$ -	$ -	$ -	$ -
7329	Birch Street Improvements S. Associated to Valencia	$ 500,000	$ -	$ -	$ -	$ -	$ 2,750,000	$ -
7332	Citywide Street Light LED Upgrades	$ -	$ -	$ -	$ -	$ -	$ -	$ 975,000
7333	Flower Avenue Street Improvements	$ -	$ -	$ -	$ -	$ -	$ -	$ -
7334	Palm Street Paving Improvements	$ 1,300,000	$ -	$ -	$ -	$ -	$ -	$ -
7335	Birch Street Improvements Brea Blvd. to S. Associated Rd.	$ -	$ -	$ -	$ 2,750,000	$ 2,750,000	$ -	$ -
7336	Randolph Avenue Street Improvements	$ -	$ -	$ -	$ -	$ -	$ -	$ 1,500,000
7337	Tanglewood Street Paving Improvements	$ 500,000	$ -	$ -	$ -	$ -	$ -	$ -
	Street Improvement Totals	$ 3,350,000	$ 650,000	$ 1,850,000	$ 3,400,000	$ 3,400,000	$ 3,400,000	$ 4,625,000
Storm Drain Improvements								
7330	Storm Drain Master Plan	$ 350,000	$ -	$ -	$ -	$ -	$ -	$ -
7952	Tracks Segment 3 Drainage Repairs	$ -	$ -	$ -	$ -	$ -	$ -	$ -
	Storm Drain Improvement Totals	$ 350,000	$ -	$ -	$ -	$ -	$ -	$ -
Traffic Safety Enhancements								
7218	Traffic Signal Controller Upgrade	$ 150,000	$ 150,000	$ 150,000	$ 150,000	$ 150,000	$ 150,000	$ 150,000
7704	Emergency Changeable Message Signs	$ -	$ -	$ -	$ -	$ -	$ -	$ -
7716	Lambert Road Traffic Signal Synchronization	$ -	$ -	$ -	$ -	$ -	$ -	$ -
7717	Cliffwood Neighborhood Traffic Calming Improvements	$ -	$ -	$ -	$ -	$ -	$ -	$ -
7718	Transportation Improvement Nexus Program Update	$ 25,000	$ -	$ -	$ -	$ -	$ -	$ -
7720	Kraemer Blvd. Regional Traffic Signal Synchronization	$ 220,000	$ -	$ -	$ -	$ -	$ -	$ -
7721	State College Blvd. Regional Traffic Signal Synchronization	$ 200,000	$ -	$ -	$ -	$ -	$ -	$ -
	Traffic Safety Enhancements Totals	$ 595,000	$ 150,000	$ 150,000	$ 150,000	$ 150,000	$ 150,000	$ 150,000

	PROJECT NAME	Proposed 2025-26	Proposed 2026-27	Proposed 2027-28	Proposed 2028-29	Proposed 2029-30	Proposed 2030-31	Proposed 2031-32
Water Improvements								
7442	Miscellaneous Water Improvement Program	$ 200,000	$ 200,000	$ 200,000	$ 200,000	$ 200,000	$ 200,000	$ 200,000
7462	Enterprise Tract Water Improvements	$ -	$ -	$ 4,450,000	$ -	$ -	$ -	$ -
7465	Candlewood Tract Water Main Replacement	$ 10,000	$ -	$ -	$ 4,400,000	$ -	$ -	$ -
7470	Carbon Canyon Booster No. 2 Improvements	$ 2,000,000	$ -	$ -	$ -	$ -	$ -	$ -
7471	Construct Enclosure for Booster Station No. 3	$ -	$ -	$ -	$ -	$ -	$ -	$ -
7473	Valencia Reservoir Repainting	$ -	$ 3,200,000	$ -	$ -	$ -	$ -	$ -
7476	N. Associated Rd. New High Pressure Water Line	$ -	$ -	$ -	$ -	$ -	$ -	$ -
7479	Lotus Place Water Line Improvements	$ -	$ -	$ -	$ -	$ -	$ 3,850,000	$ -
7481	Brea Corsican Villas Water Line Improvements	$ -	$ -	$ -	$ -	$ 360,000	$ -	$ -
7482	Olinda Village Water Line Improvements	$ 150,000	$ -	$ -	$ -	$ -	$ -	$ -
7483	Replace Generator at Berry Street Booster Pump Station	$ 200,000	$ 500,000	$ 500,000	$ -	$ -	$ -	$ -
7494	Thompson Oil Site Hydrant Improvements	$ 200,000	$ -	$ -	$ -	$ -	$ -	$ -
7495	Berry Street Reservoir Booster Pump No. 7	$ -	$ -	$ -	$ 300,000	$ 3,000,000	$ -	$ -
7496	790 Zone Reservoir Improvements	$ -	$ -	$ -	$ -	$ -	$ -	$ 500,000
	Water Improvement Totals	$ 2,760,000	$ 3,900,000	$ 5,150,000	$ 4,900,000	$ 3,560,000	$ 4,050,000	$ 700,000
Sewer Improvements								
7617	Sewer Mainline Relining	$ 600,000	$ 600,000	$ 600,000	$ 600,000	$ 600,000	$ 600,000	$ 600,000
7629	Randolph Ave & Imperial Hwy Sewer Capacity Improvements	$ -	$ -	$ -	$ -	$ -	$ 65,000	$ 690,000
7631	Briarwood Lift Station Replacement	$ -	$ -	$ -	$ -	$ -	$ -	$ -
7632	Carbon Canyon Access Road Phase 1-3	$ 30,000	$ 300,000	$ 350,000	$ 350,000	$ 900,000	$ 900,000	$ 900,000
7633	Brea Creek Siphon S-2 Analysis	$ -	$ -	$ -	$ -	$ -	$ -	$ -
	Sewer Improvement Totals	$ 630,000	$ 900,000	$ 950,000	$ 950,000	$ 1,500,000	$ 1,565,000	$ 2,190,000

	PROJECT NAME	Proposed 2025-26	Proposed 2026-27	Proposed 2027-28	Proposed 2028-29	Proposed 2029-30	Proposed 2030-31	Proposed 2031-32
Facility Improvements								
7719	Brea PD Integrated Crime Center (ICC) Citywide Camera Network	$ -	$ -	$ -	$ -	$ -	$ -	$ -
7923	Fire Station No. 1 Seismic Upgrades	$ -	$ -	$ -	$ -	$ -	$ -	$ -
7936	City Facility & Median Landscape Improvements	$ -	$ -	$ 150,000	$ 150,000	$ 150,000	$ 150,000	$ 150,000
7946	Western Extension to the Tracks at Brea	$ -	$ -	$ -	$ -	$ -	$ -	$ -
7956	Tamarack Parking Lot Asphalt Rehabilitation	$ -	$ -	$ -	$ -	$ -	$ -	$ -
7970	Citywide HVAC Improvements	$ 100,000	$ -	$ 100,000	$ -	$ 100,000	$ -	$ 100,000
7974	Citywide Elevator Improvements	$ 200,000	$ -	$ -	$ 200,000	$ -	$ -	$ 200,000
7975	Senior Center & Pioneer Hall Roofs	$ 350,000	$ -	$ -	$ -	$ -	$ -	$ -
7978	Arovista Park Modernization Project	$ -	$ -	$ -	$ -	$ -	$ -	$ -
7979	Mechanical Upgrades to City Facilities	$ 150,000	$ -	$ -	$ 150,000	$ -	$ -	$ 150,000
7983	GIS Record Document Conversion	$ 50,000	$ 50,000	$ 50,000	$ 50,000	$ 50,000	$ 50,000	$ 50,000
7984	Brea Gallery Lighting Upgrades	$ -	$ -	$ 100,000	$ -	$ -	$ -	$ -
7985	Brea Senior Center Improvement Project	$ -	$ -	$ 250,000	$ 250,000	$ -	$ -	$ -
7986	Western Park Amenity Improvements	$ -	$ -	$ 225,000	$ -	$ -	$ -	$ -
7987	Western Park Restroom Upgrades	$ -	$ -	$ 825,000	$ -	$ -	$ -	$ -
7988	Tracks Amenity Improvements	$ -	$ -	$ -	$ 310,000	$ -	$ -	$ -
7989	Veterans Memorial Hardscape Improvements	$ -	$ -	$ -	$ -	$ -	$ -	$ -
7990	Olinda Oil Museum Drainage & Landscape Improvements	$ -	$ -	$ -	$ -	$ -	$ -	$ -
7991	Fire Station No. 2 Dispatch Center Upgrade	$ -	$ -	$ 60,000	$ -	$ -	$ -	$ -
7992	Police Department Space Plan Improvements	$ 200,000	$ -	$ 1,000,000	$ -	$ -	$ -	$ -
7995	Senior Center Paving Improvements	$ -	$ -	$ -	$ -	$ -	$ -	$ -
7996	Brea Downtown Paint Improvements	$ 250,000	$ -	$ -	$ -	$ -	$ -	$ -
7997	Wildcatters Park Storage Building Improvements	$ -	$ -	$ -	$ -	$ -	$ -	$ -
7998	Public Works Standard Plans Update	$ 100,000	$ -	$ -	$ -	$ -	$ -	$ -
	Facility Improvement Totals	$ 1,400,000	$ 50,000	$ 2,760,000	$ 1,110,000	$ 300,000	$ 200,000	$ 650,000
Golf Course Improvements								
7968	Facility Improvements at Birch Hills Golf Course	$ 200,000	$ 200,000	$ -	$ 225,000	$ -	$ -	$ -
7969	Facility Improvements at Brea Creek Golf Course	$ -	$ -	$ 50,000	$ 50,000	$ 50,000	$ 50,000	$ 50,000
	Golf Course Improvement Totals	$ 200,000	$ 200,000	$ 50,000	$ 275,000	$ 50,000	$ 50,000	$ 50,000
	Grand Total	$ 9,285,000	$ 5,850,000	$ 10,910,000	$ 10,785,000	$ 8,960,000	$ 9,415,000	$ 8,365,000

SUMMARY OF EXPENDITURES BY FUND

FUNDING SOURCES	Proposed 2025-26	Proposed 2026-27	Proposed 2027-28	Proposed 2028-29	Proposed 2029-30	Proposed 2030-31	Proposed 2031-32
FUNDS							
FUND 110 (GENERAL)	$ -	$ -	$ -	$ -	$ -	$ -	$ -
FUND 140 (C.B.E.D.)	$ -	$ -	$ -	$ -	$ -	$ -	$ -
FUND 172 (PUBLIC SAFETY AUGMENTATIO	$ -	$ -	$ -	$ -	$ -	$ -	$ -
FUND 182 (FARP)	$ 900,000	$ -	$ 2,385,000	$ 735,000	$ 175,000	$ 75,000	$ 525,000
FUND 220 (GAS TAX)	$ 890,000	$ 350,000	$ 1,025,000	$ 1,225,000	$ 425,000	$ 575,000	$ 2,150,000
FUND 221 (RMRA)	$ 250,000	$ -	$ -	$ 1,375,000	$ 1,375,000	$ 1,375,000	$ 750,000
FUND 240 (AQMD)	$ -	$ -	$ -	$ -	$ -	$ -	$ -
FUND 250 (PARK)	$ -	$ -	$ -	$ -	$ -	$ -	$ -
FUND 260 (MEASURE M)	$ 2,060,000	$ 400,000	$ 1,450,000	$ 1,775,000	$ 1,775,000	$ 1,975,000	$ 1,900,000
FUND 290 (CDBG)	$ -	$ -	$ 250,000	$ 250,000	$ -	$ -	$ -
FUND 410 (URBAN RUNOFF)	$ -	$ -	$ -	$ -	$ -	$ -	$ -
FUND 420 (WATER)	$ 2,860,000	$ 3,950,000	$ 4,250,000	$ 4,150,000	$ 3,610,000	$ 3,750,000	$ 750,000
FUND 430 (SEWER)	$ 1,080,000	$ 900,000	$ 950,000	$ 950,000	$ 1,500,000	$ 1,565,000	$ 2,190,000
FUND 440 (SANITATION)	$ -	$ -	$ -	$ -	$ -	$ -	$ -
FUND 465 (GOLF BIRCH)	$ 200,000	$ 200,000	$ 50,000	$ 275,000	$ 50,000	$ 50,000	$ 50,000
FUND 480 (VEHICLE & EQUIP MAINT)	$ -	$ -	$ -	$ -	$ -	$ -	$ -
FUND 490 (BUILDING)	$ -	$ -	$ -	$ -	$ -	$ -	$ -
FUND 510 (CAPITAL IMPROVEMENT)	$ -	$ -	$ -	$ -	$ -	$ -	$ -
FUND 540 (TRAFFIC IMPACT)	$ 495,000	$ 50,000	$ 550,000	$ 50,000	$ 50,000	$ 50,000	$ 50,000
FUND 541 (WATER IMPACT)	$ -	$ -	$ -	$ -	$ -	$ -	$ -
FUND 542 (FIRE IMPACT)	$ -	$ -	$ -	$ -	$ -	$ -	$ -
FUND 543 (DISPATCH IMPACT)	$ -	$ -	$ -	$ -	$ -	$ -	$ -
FUND 550 (STORM DRAIN)	$ 350,000	$ -	$ -	$ -	$ -	$ -	$ -
FUND 560 (CAPITAL/MITIGATION)	$ -	$ -	$ -	$ -	$ -	$ -	$ -
TOTAL	**$ 9,085,000**	**$ 5,850,000**	**$ 10,910,000**	**$ 10,785,000**	**$ 8,960,000**	**$ 9,415,000**	**$ 8,365,000**
GRANTS AND OTHER FUNDING SOURCES (MISC.)							
FEDERAL GRANTS	$ -	$ -	$ -	$ -	$ -	$ -	$ -
STATE GRANTS	$ -	$ -	$ -	$ -	$ -	$ -	$ -
COUNTY GRANTS	$ -	$ -	$ -	$ -	$ -	$ -	$ -
OTHER (FUNDED)	$ 200,000	$ -	$ -	$ -	$ -	$ -	$ -
OTHER (UNFUNDED)	$ -	$ -	$ -	$ -	$ -	$ -	$ -
TOTAL	**$ 200,000**	**$ -**	**$ -**	**$ -**	**$ -**	**$ -**	**$ -**
GRAND TOTAL	**$ 9,285,000**	**$ 5,850,000**	**$ 10,910,000**	**$ 10,785,000**	**$ 8,960,000**	**$ 9,415,000**	**$ 8,365,000**

2024-25 CARRYOVER BY FUND

STREET IMPROVEMENTS		110	140	182	220	221	240	250	260	290	410	420	430	440	465	490	540	560	Federal	State	County	Other Funded	Total
7219	Traffic Calming Improvements	$ -	$ -	$ -	$ -	$ -	$ -	$ -	$ 110,902	$ -	$ -	$ -	$ -	$ -	$ -	$ -	$ -	$ -	$ -	$ -	$ -	$ -	$ 110,902
7251	SR-57 Freeway/Lambert Road Interchange	$ -	$ -	$ -	$ -	$ -	$ -	$ -	$ -	$ -	$ -	$ -	$ -	$ -	$ -	$ -	$ 1,072,594	$ -	$ -	$ -	$ 5,376,036	$ -	$ 6,448,630
7278	Imperial Hwy. and Berry St. Intersection Improvements	$ -	$ -	$ -	$ -	$ -	$ -	$ -	$ -	$ -	$ -	$ -	$ -	$ -	$ -	$ -	$ 33,462	$ -	$ -	$ -	$ -	$ -	$ 33,462
7299	Brea Boulevard Street Improvements	$ -	$ -	$ -	$ 471,911	$ -	$ -	$ -	$ -	$ -	$ -	$ -	$ -	$ -	$ -	$ -	$ -	$ -	$ -	$ -	$ -	$ -	$ 471,911
7306	Imperial Hwy/SR-57 Interchange Improvements	$ -	$ -	$ -	$ -	$ -	$ -	$ -	$ 476,150	$ -	$ -	$ -	$ -	$ -	$ -	$ -	$ 734,066	$ -	$ -	$ -	$ -	$ -	$ 1,210,216
7312	Citywide Slurry Seal Program	$ -	$ -	$ -	$ -	$ -	$ -	$ -	$ 392,084	$ -	$ -	$ -	$ -	$ -	$ -	$ -	$ -	$ -	$ -	$ -	$ -	$ -	$ 392,084
7313	Citywide Sidewalk Replacement	$ -	$ -	$ -	$ 132,717	$ -	$ -	$ -	$ -	$ -	$ -	$ -	$ -	$ -	$ -	$ -	$ -	$ -	$ -	$ -	$ -	$ -	$ 132,717
7322	Country Hills Subdivision Pavement/Water Rehabilitation	$ -	$ -	$ -	$ 144,766	$ -	$ -	$ -	$ 300,000	$ -	$ -	$ 132,636	$ -	$ -	$ -	$ -	$ -	$ -	$ -	$ -	$ -	$ -	$ 577,402
7326	Walnut Way Street Improvements	$ -	$ -	$ -	$ 31,327	$ -	$ -	$ -	$ -	$ -	$ -	$ -	$ 314,028	$ -	$ -	$ -	$ -	$ -	$ -	$ -	$ -	$ -	$ 345,355
7327	Central Avenue & State College Street Improvements	$ -	$ -	$ -	$ 498,735	$ -	$ -	$ -	$ -	$ -	$ -	$ 14,618	$ -	$ -	$ -	$ -	$ -	$ -	$ -	$ -	$ -	$ -	$ 513,353
7328	Brea Downtown Parklets Project	$ -	$ 396,419	$ -	$ -	$ -	$ -	$ -	$ -	$ -	$ -	$ -	$ -	$ -	$ -	$ -	$ -	$ -	$ -	$ -	$ -	$ -	$ 396,419
7329	Birch Street Improvements S. Associated to Valencia	$ -	$ -	$ -	$ -	$ 3,592,406	$ -	$ -	$ -	$ -	$ -	$ -	$ -	$ -	$ -	$ -	$ -	$ -	$ -	$ -	$ -	$ -	$ 3,592,406
7333	Flower Avenue Street Improvements	$ -	$ -	$ -	$ -	$ -	$ -	$ -	$ -	$ -	$ -	$ -	$ -	$ -	$ -	$ -	$ -	$ -	$ -	$ -	$ -	$ 25,000	$ 25,000
	Street Improvement Totals	$ -	$ 396,419	$ -	$ 1,279,456	$ 3,592,406	$ -	$ -	$ 1,279,136	$ -	$ -	$ 147,254	$ 314,028	$ -	$ -	$ -	$ 1,840,122	$ -	$ -	$ -	$ 5,376,036	$ 25,000	$ 14,249,857
STORM DRAIN IMPROVEMENTS		**110**	**140**	**182**	**220**	**221**	**240**	**250**	**260**	**290**	**410**	**420**	**430**	**440**	**465**	**490**	**540**	**560**	**Federal**	**State**	**County**	**Other Funded**	**Total**
7952	Tracks Segment 3 Drainage Repairs	$ -	$ -	$ -	$ -	$ -	$ -	$ -	$ -	$ -	$ 694	$ -	$ -	$ -	$ -	$ -	$ -	$ -	$ -	$ -	$ -	$ 42,808	$ 43,502
	Storm Drain Improvement Totals	$ -	$ -	$ -	$ -	$ -	$ -	$ -	$ -	$ -	$ 694	$ -	$ -	$ -	$ -	$ -	$ -	$ -	$ -	$ -	$ -	$ 42,808	$ 43,502
TRAFFIC SAFETY ENHANCEMENTS		**110**	**140**	**182**	**220**	**221**	**240**	**250**	**260**	**290**	**410**	**420**	**430**	**440**	**465**	**490**	**540**	**560**	**Federal**	**State**	**County**	**Other Funded**	**Total**
7218	Traffic Signal Controller Upgrade	$ -	$ -	$ -	$ -	$ -	$ -	$ -	$ 59,180	$ -	$ -	$ -	$ -	$ -	$ -	$ -	$ 100,000	$ -	$ -	$ -	$ -	$ -	$ 159,180
7704	Emergency Changeable Message Signs	$ -	$ -	$ -	$ 157,672	$ -	$ -	$ -	$ -	$ -	$ -	$ -	$ -	$ -	$ -	$ -	$ -	$ -	$ -	$ -	$ -	$ -	$ 157,672
7716	Lambert Road Traffic Signal Synchronization	$ -	$ -	$ -	$ -	$ -	$ -	$ -	$ -	$ -	$ -	$ -	$ -	$ -	$ -	$ -	$ 398,583	$ -	$ -	$ -	$ -	$ -	$ 398,583
7717	Cliffwood Neighborhood Traffic Calming Improvements	$ -	$ -	$ -	$ 8,380	$ -	$ -	$ -	$ -	$ -	$ -	$ -	$ -	$ -	$ -	$ -	$ -	$ -	$ -	$ -	$ -	$ -	$ 8,380
7718	Transportation Improvement Nexus Program Update	$ -	$ -	$ -	$ -	$ -	$ -	$ -	$ -	$ -	$ -	$ -	$ -	$ -	$ -	$ -	$ 124,883	$ -	$ -	$ -	$ -	$ -	$ 124,883
	Traffic Safety Improvement Totals	$ -	$ -	$ -	$ 166,052	$ -	$ -	$ -	$ 59,180	$ -	$ -	$ -	$ -	$ -	$ -	$ -	$ 623,466	$ -	$ -	$ -	$ -	$ -	$ 848,698
WATER IMPROVEMENTS		**110**	**140**	**182**	**220**	**221**	**240**	**250**	**260**	**290**	**410**	**420**	**430**	**440**	**465**	**490**	**540**	**560**	**Federal**	**State**	**County**	**Other Funded**	**Total**
7442	Miscellaneous Water Improvement Program	$ -	$ -	$ -	$ -	$ -	$ -	$ -	$ -	$ -	$ -	$ 203,954	$ -	$ -	$ -	$ -	$ -	$ -	$ -	$ -	$ -	$ -	$ 203,954
7462	Enterprise Tract Water Improvements	$ -	$ -	$ -	$ -	$ 5,060	$ -	$ -	$ -	$ -	$ -	$ 17,120	$ -	$ -	$ -	$ -	$ -	$ -	$ -	$ -	$ -	$ -	$ 22,180
7465	Candlewood Tract Water Main Replacement	$ -	$ -	$ -	$ -	$ -	$ -	$ -	$ -	$ -	$ -	$ 21,703	$ -	$ -	$ -	$ -	$ -	$ -	$ -	$ -	$ -	$ -	$ 21,703
7470	Carbon Canyon Booster No. 2 Improvements	$ -	$ -	$ -	$ -	$ -	$ -	$ -	$ -	$ -	$ -	$ 517,690	$ -	$ -	$ -	$ -	$ -	$ -	$ -	$ -	$ -	$ -	$ 517,690
7471	Carbon Canyon Booster No. 3 Improvements	$ -	$ -	$ -	$ -	$ -	$ -	$ -	$ -	$ -	$ -	$ 35,350	$ -	$ -	$ -	$ -	$ -	$ -	$ -	$ -	$ -	$ -	$ 35,350
7473	Valencia Reservoir Repainting	$ -	$ -	$ -	$ -	$ -	$ -	$ -	$ -	$ -	$ -	$ 1,777,052	$ -	$ -	$ -	$ -	$ -	$ -	$ -	$ -	$ -	$ -	$ 1,777,052
7476	N. Associated Rd. New High Pressure Water Line	$ -	$ -	$ -	$ -	$ -	$ -	$ -	$ -	$ -	$ -	$ 721,764	$ -	$ -	$ -	$ -	$ -	$ -	$ -	$ -	$ -	$ -	$ 721,764
	Water Improvement Totals	$ -	$ -	$ -	$ -	$ 5,060	$ -	$ -	$ -	$ -	$ -	$ 3,294,633	$ -	$ -	$ -	$ -	$ -	$ -	$ -	$ -	$ -	$ -	$ 3,299,693
SEWER IMPROVEMENTS		**110**	**140**	**182**	**220**	**221**	**240**	**250**	**260**	**290**	**410**	**420**	**430**	**440**	**465**	**490**	**540**	**560**	**Federal**	**State**	**County**	**Other Funded**	**Total**
7617	Sewer Mainline Relining	$ -	$ -	$ -	$ -	$ -	$ -	$ -	$ -	$ -	$ -	$ -	$ 543,463	$ -	$ -	$ -	$ -	$ -	$ -	$ -	$ -	$ -	$ 543,463
7631	Briarwood Lift Station Replacement	$ -	$ -	$ -	$ -	$ -	$ -	$ -	$ -	$ -	$ -	$ -	$ 1,342,090	$ -	$ -	$ -	$ -	$ -	$ -	$ -	$ -	$ -	$ 1,342,090
7632	Carbon Canyon Access Road Phase 1-3	$ -	$ -	$ -	$ -	$ -	$ -	$ -	$ -	$ -	$ -	$ -	$ 336,000	$ -	$ -	$ -	$ -	$ -	$ -	$ -	$ -	$ -	$ 336,000
7633	Brea Creek Siphon S-2 Analysis	$ -	$ -	$ -	$ -	$ -	$ -	$ -	$ -	$ -	$ -	$ -	$ 394,142	$ -	$ -	$ -	$ -	$ -	$ -	$ -	$ -	$ -	$ 394,142
	Sewer Improvement Totals	$ -	$ -	$ -	$ -	$ -	$ -	$ -	$ -	$ -	$ -	$ -	$ 2,615,696	$ -	$ -	$ -	$ -	$ -	$ -	$ -	$ -	$ -	$ 2,615,696
FACILITY IMPROVEMENTS		**110**	**140**	**182**	**220**	**221**	**240**	**250**	**260**	**290**	**410**	**420**	**430**	**440**	**465**	**490**	**540**	**560**	**Federal**	**State**	**County**	**Other Funded**	**Total**
7719	Brea PD Integrated Crime Center (ICC) Citywide Camera Network	$ -	$ -	$ -	$ -	$ -	$ -	$ -	$ -	$ -	$ -	$ -	$ -	$ -	$ -	$ -	$ -	$ -	$ -	$ 1,808,171	$ -	$ -	$ 1,808,171
7923	Fire Station No. 1 Seismic Upgrades	$ -	$ -	$ 69,302	$ -	$ -	$ -	$ -	$ -	$ -	$ -	$ -	$ -	$ -	$ -	$ -	$ -	$ -	$ -	$ -	$ -	$ -	$ 69,302
7936	City Facility & Median Landscape Improvements	$ -	$ -	$ 1,091	$ 75,000	$ -	$ -	$ 13,263	$ -	$ -	$ -	$ -	$ -	$ -	$ -	$ -	$ -	$ -	$ -	$ -	$ -	$ -	$ 89,354
7946	Western Extension to the Tracks at Brea	$ -	$ -	$ -	$ -	$ -	$ -	$ 841,220	$ -	$ -	$ -	$ -	$ -	$ -	$ -	$ -	$ -	$ -	$ 2,019,931	$ 3,427,844	$ -	$ -	$ 6,288,995
7956	Tamarack Parking Lot Asphalt Rehabilitation	$ -	$ -	$ 408,959	$ 200,000	$ -	$ -	$ -	$ -	$ -	$ -	$ -	$ -	$ -	$ -	$ -	$ -	$ -	$ -	$ -	$ -	$ -	$ 608,959
7978	Arovista Park Modernization Project	$ 6,331,684	$ 3,449,059	$ 1,298,982	$ 130,000	$ -	$ 590,000	$ 1,203,000	$ -	$ -	$ 182,611	$ 852,850	$ 31,378	$ 95,000	$ -	$ 450,000	$ -	$ 1,321,949	$ -	$ 220,000	$ 250,000	$ -	$ 16,406,512
7982	Police Department Dispatch & Comm Dev Renovation Project	$ -	$ -	$ 50,936	$ -	$ -	$ -	$ -	$ -	$ -	$ -	$ -	$ -	$ -	$ -	$ -	$ -	$ -	$ -	$ -	$ -	$ -	$ 50,936
7983	GIS Record Document Conversion	$ -	$ -	$ -	$ -	$ -	$ -	$ -	$ -	$ -	$ 50,222	$ 99,221	$ 97,191	$ -	$ -	$ -	$ -	$ -	$ -	$ -	$ -	$ -	$ 246,634
7985	Brea Senior Center Improvement Project	$ -	$ -	$ -	$ -	$ -	$ -	$ -	$ -	$ 150,000	$ -	$ -	$ -	$ -	$ -	$ -	$ -	$ -	$ -	$ -	$ -	$ -	$ 150,000
7987	Western Park Restroom Upgrades	$ -	$ -	$ 940,752	$ -	$ -	$ -	$ -	$ -	$ -	$ -	$ -	$ -	$ -	$ -	$ -	$ -	$ -	$ -	$ -	$ -	$ -	$ 940,752
7989	Veterans Memorial Hardscape Improvements	$ -	$ -	$ 50,000	$ -	$ -	$ -	$ -	$ -	$ -	$ -	$ -	$ -	$ -	$ -	$ -	$ -	$ -	$ -	$ -	$ -	$ -	$ 50,000
7995	Senior Center Paving Improvements	$ -	$ -	$ -	$ -	$ -	$ -	$ -	$ -	$ 146,850	$ -	$ -	$ -	$ -	$ -	$ -	$ -	$ -	$ -	$ -	$ -	$ -	$ 146,850
	Facility Improvement Totals	$ 6,331,684	$ 3,449,059	$ 2,820,022	$ 405,000	$ -	$ 590,000	$ 2,057,483	$ -	$ 296,850	$ 232,833	$ 952,071	$ 128,568	$ 95,000	$ -	$ 450,000	$ -	$ 1,321,949	$ 2,019,931	$ 5,456,015	$ 250,000	$ -	$ 26,856,464
GOLF COURSE IMPROVEMENTS		**110**	**140**	**182**	**220**	**221**	**240**	**250**	**260**	**290**	**410**	**420**	**430**	**440**	**465**	**490**	**540**	**560**	**Federal**	**State**	**County**	**Other Funded**	**Total**
7968	Facility Improvements at Birch Hills Golf Course	$ -	$ -	$ -	$ -	$ -	$ -	$ -	$ -	$ -	$ -	$ -	$ -	$ -	$ 135,340	$ -	$ -	$ -	$ -	$ -	$ -	$ -	$ 135,340
7969	Facility Improvements at Brea Creek Golf Course	$ -	$ -	$ -	$ -	$ -	$ -	$ -	$ -	$ -	$ -	$ -	$ -	$ -	$ 140,888	$ -	$ -	$ -	$ -	$ -	$ -	$ -	$ 140,888
	Golf Course Improvement Totals	$ -	$ -	$ -	$ -	$ -	$ -	$ -	$ -	$ -	$ -	$ -	$ -	$ -	$ 276,228	$ -	$ -	$ -	$ -	$ -	$ -	$ -	$ 276,228
	TOTAL	$ 6,331,684	$ 3,845,478	$ 2,820,022	$ 1,850,508	$ 3,597,466	$ 590,000	$ 2,057,483	$ 1,338,315	$ 296,850	$ 233,527	$ 4,393,958	$ 3,058,292	$ 95,000	$ 276,228	$ 450,000	$ 2,463,588	$ 1,321,949	$ 2,019,931	$ 5,456,015	$ 5,626,036	$ 67,808	$ 48,190,138

2025-26 EXPENDITURE BY FUND

		182	220	221	260	420	430	465	540	550	Other Funded	Total
STREET IMPROVEMENTS												
7219	Traffic Calming Improvements	$ -	$ 150,000	$ -	$ -	$ -	$ -	$ -	$ -	$ -	$ -	$ 150,000
7312	Citywide Slurry Seal Program	$ -	$ -	$ -	$ 300,000	$ -	$ -	$ -	$ -	$ -	$ -	$ 300,000
7313	Citywide Sidewalk Replacement	$ -	$ 200,000	$ -	$ -	$ -	$ -	$ -	$ -	$ -	$ -	$ 200,000
7326	Walnut Way Street Improvements	$ -	$ -	$ -	$ -	$ -	$ 400,000	$ -	$ -	$ -	$ -	$ 400,000
7329	Birch Street Improvements S. Associated to Valencia	$ -	$ -	$ 250,000	$ 250,000	$ -	$ -	$ -	$ -	$ -	$ -	$ 500,000
7334	Palm Street Paving Improvements	$ -	$ 390,000	$ -	$ 910,000	$ -	$ -	$ -	$ -	$ -	$ -	$ 1,300,000
7337	Tanglewood Street Paving Improvements	$ -	$ -	$ -	$ 500,000	$ -	$ -	$ -	$ -	$ -	$ -	$ 500,000
	Street Improvement Totals	$ -	$ 740,000	$ 250,000	$ 1,960,000	$ -	$ 400,000	$ -	$ -	$ -	$ -	$ 3,350,000
STORM DRAIN IMPROVEMENTS		**182**	**220**	**221**	**260**	**420**	**430**	**465**	**540**	**550**	**Other Funded**	**Total**
7330	Storm Drain Master Plan	$ -	$ -	$ -	$ -	$ -	$ -	$ -	$ -	$ 350,000	$ -	$ 350,000
	Storm Drain Improvement Totals	$ -	$ -	$ -	$ -	$ -	$ -	$ -	$ -	$ 350,000	$ -	$ 350,000
TRAFFIC SAFETY IMPROVEMENTS		**182**	**220**	**221**	**260**	**420**	**430**	**465**	**540**	**550**	**Other Funded**	**Total**
7218	Traffic Signal Controller Upgrade	$ -	$ -	$ -	$ 100,000	$ -	$ -	$ -	$ 50,000	$ -	$ -	$ 150,000
7718	Transportation Improvement Nexus Program Update	$ -	$ -	$ -	$ -	$ -	$ -	$ -	$ 25,000	$ -	$ -	$ 25,000
7720	Kraemer Regional Traffic Signal Synchronization	$ -	$ -	$ -	$ -	$ -	$ -	$ -	$ 220,000	$ -	$ -	$ 220,000
7721	State College Regional Traffic Signal Synchronization	$ -	$ -	$ -	$ -	$ -	$ -	$ -	$ 200,000	$ -	$ -	$ 200,000
	Traffic Safety Enhancement Totals	$ -	$ -	$ -	$ 100,000	$ -	$ -	$ -	$ 495,000	$ -	$ -	$ 595,000
WATER IMPROVEMENTS		**182**	**220**	**221**	**260**	**420**	**430**	**465**	**540**	**550**	**Other Funded**	**Total**
7442	Miscellaneous Water Improvement Program	$ -	$ -	$ -	$ -	$ 200,000	$ -	$ -	$ -	$ -	$ -	$ 200,000
7465	Candlewood Tract Water Main Replacement	$ -	$ -	$ -	$ -	$ 10,000	$ -	$ -	$ -	$ -	$ -	$ 10,000
7470	Carbon Canyon Booster No. 2 Improvements	$ -	$ -	$ -	$ -	$ 2,000,000	$ -	$ -	$ -	$ -	$ -	$ 2,000,000
7482	Olinda Village Water Line Improvements	$ -	$ -	$ -	$ -	$ 150,000	$ -	$ -	$ -	$ -	$ -	$ 150,000
7483	Replace Generator at Berry Street Booster Pump Station	$ -	$ -	$ -	$ -	$ 200,000	$ -	$ -	$ -	$ -	$ -	$ 200,000
7494	Thompson Oil Site Hydrant Improvements	$ -	$ -	$ -	$ -	$ 200,000	$ -	$ -	$ -	$ -	$ -	$ 200,000
	Water Improvement Totals	$ -	$ -	$ -	$ -	$ 2,760,000	$ -	$ -	$ -	$ -	$ -	$ 2,760,000
SEWER IMPROVEMENTS		**182**	**220**	**221**	**260**	**420**	**430**	**465**	**540**	**550**	**Other Funded**	**Total**
7617	Sewer Mainline Relining	$ -	$ -	$ -	$ -	$ -	$ 600,000	$ -	$ -	$ -	$ -	$ 600,000
7632	Carbon Canyon Access Road Phase 1-3	$ -	$ -	$ -	$ -	$ -	$ 30,000	$ -	$ -	$ -	$ -	$ 30,000
	Sewer Improvement Totals	$ -	$ -	$ -	$ -	$ -	$ 630,000	$ -	$ -	$ -	$ -	$ 630,000
FACILITY IMPROVEMENTS		**182**	**220**	**221**	**260**	**420**	**430**	**465**	**540**	**550**	**Other Funded**	**Total**
7970	Citywide HVAC Improvements	$ 100,000	$ -	$ -	$ -	$ -	$ -	$ -	$ -	$ -	$ -	$ 100,000
7974	Citywide Elevator Improvements	$ 200,000	$ -	$ -	$ -	$ -	$ -	$ -	$ -	$ -	$ -	$ 200,000
7975	Senior Center & Pioneer Hall Roofs	$ 350,000	$ -	$ -	$ -	$ -	$ -	$ -	$ -	$ -	$ -	$ 350,000
7979	Mechanical Upgrades to City Facilities	$ 150,000	$ -	$ -	$ -	$ -	$ -	$ -	$ -	$ -	$ -	$ 150,000
7983	GIS Record Document Conversion	$ -	$ -	$ -	$ -	$ 50,000	$ -	$ -	$ -	$ -	$ -	$ 50,000
7992	Police Department Space Plan Improvements	$ -	$ -	$ -	$ -	$ -	$ -	$ -	$ -	$ -	$ 200,000	$ 200,000
7996	Brea Downtown Paint Improvements	$ 100,000	$ 150,000	$ -	$ -	$ -	$ -	$ -	$ -	$ -	$ -	$ 250,000
7998	Public Works Standard Plans Update	$ -	$ -	$ -	$ -	$ 50,000	$ 50,000	$ -	$ -	$ -	$ -	$ 100,000
	Facility Improvement Totals	$ 900,000	$ 150,000	$ -	$ -	$ 100,000	$ 50,000	$ -	$ -	$ -	$ 200,000	$ 1,400,000
GOLF COURSE IMPROVEMENTS		**182**	**220**	**221**	**260**	**420**	**430**	**465**	**540**	**550**	**Other Funded**	**Total**
7968	Facility Improvements at Birch Hills Golf Course	$ -	$ -	$ -	$ -	$ -	$ -	$ 200,000	$ -	$ -	$ -	$ 200,000
	Golf Course Improvement Totals	$ -	$ -	$ -	$ -	$ -	$ -	$ 200,000	$ -	$ -	$ -	$ 200,000
	TOTAL	$ 900,000	$ 890,000	$ 250,000	$ 2,060,000	$ 2,860,000	$ 1,080,000	$ 200,000	$ 495,000	$ 350,000	$ 200,000	$ 9,285,000

2026-27 EXPENDITURE BY FUND

		220	260	420	430	465	540	Total
STREET IMPROVEMENTS		**220**	**260**	**420**	**430**	**465**	**540**	**Total**
7219	Traffic Calming Improvements	$ 150,000	$ -	$ -	$ -	$ -	$ -	$ 150,000
7312	Citywide Slurry Seal Program	$ -	$ 300,000	$ -	$ -	$ -	$ -	$ 300,000
7313	Citywide Sidewalk Replacement	$ 200,000	$ -	$ -	$ -	$ -	$ -	$ 200,000
	Street Improvement Totals	$ 350,000	$ 300,000	$ -	$ -	$ -	$ -	$ 650,000
TRAFFIC SAFETY ENHANCEMENTS		**220**	**260**	**420**	**430**	**465**	**540**	**Total**
7218	Traffic Signal Controller Upgrade	$ -	$ 100,000	$ -	$ -	$ -	$ 50,000	$ 150,000
	Traffic Safety Enhancement Totals	$ -	$ 100,000	$ -	$ -	$ -	$ 50,000	$ 150,000
WATER IMPROVEMENTS		**220**	**260**	**420**	**430**	**465**	**540**	**Total**
7442	Miscellaneous Water Improvement Program	$ -	$ -	$ 200,000	$ -	$ -	$ -	$ 200,000
7473	Valencia Reservoir Repainting	$ -	$ -	$ 3,200,000	$ -	$ -	$ -	$ 3,200,000
7483	Replace Generator at Berry Street Booster Pump Station	$ -	$ -	$ 500,000	$ -	$ -	$ -	$ 500,000
	Water Improvement Totals	$ -	$ -	$ 3,900,000	$ -	$ -	$ -	$ 3,900,000
SEWER IMPROVEMENTS		**220**	**260**	**420**	**430**	**465**	**540**	**Total**
7617	Sewer Mainline Relining	$ -	$ -	$ -	$ 600,000	$ -	$ -	$ 600,000
7632	Carbon Canyon Access Road Phase 1-3	$ -	$ -	$ -	$ 300,000	$ -	$ -	$ 300,000
	Sewer Improvement Totals	$ -	$ -	$ -	$ 900,000	$ -	$ -	$ 900,000
FACILITY IMPROVEMENTS		**220**	**260**	**420**	**430**	**465**	**540**	**Total**
7983	GIS Record Document Conversion	$ -	$ -	$ 50,000	$ -	$ -	$ -	$ 50,000
	Facility Improvement Totals	$ -	$ -	$ 50,000	$ -	$ -	$ -	$ 50,000
GOLF COURSE IMPROVEMENT TOTALS		**220**	**260**	**420**	**430**	**465**	**540**	**Total**
7968	Facility Improvements at Birch Hills Golf Course	$ -	$ -	$ -	$ -	$ 200,000	$ -	$ 200,000
	Golf Course Improvement Totals	$ -	$ -	$ -	$ -	$ 200,000	$ -	$ 200,000
	TOTAL	$ 350,000	$ 400,000	$ 3,950,000	$ 900,000	$ 200,000	$ 50,000	$ 5,850,000

2027-28 EXPENDITURE BY FUND

		182	220	260	290	420	430	465	540	Total
STREET IMPROVEMENTS										
7219	Traffic Calming Improvements	$ -	$ 150,000	$ -	$ -	$ -	$ -	$ -	$ -	$ 150,000
7306	Imperial Hwy/SR-57 Interchange Improvements	$ -	$ -	$ -	$ -	$ -	$ -	$ -	$ 500,000	$ 500,000
7312	Citywide Slurry Seal Program	$ -	$ -	$ 300,000	$ -	$ -	$ -	$ -	$ -	$ 300,000
7313	Citywide Sidewalk Replacement	$ -	$ 200,000	$ -	$ -	$ -	$ -	$ -	$ -	$ 200,000
7326	Walnut Way Street Improvements	$ -	$ 200,000	$ 500,000	$ -	$ -	$ -	$ -	$ -	$ 700,000
	Street Improvement Totals	$ -	$ 550,000	$ 800,000	$ -	$ -	$ -	$ -	$ 500,000	$ 1,850,000
TRAFFIC SAFETY ENHANCEMENTS		**182**	**220**	**260**	**290**	**420**	**430**	**465**	**540**	**Total**
7218	Traffic Signal Controller Upgrade	$ -	$ -	$ 100,000	$ -	$ -	$ -	$ -	$ 50,000	$ 150,000
	Traffic Safety Enhancement Totals	$ -	$ -	$ 100,000	$ -	$ -	$ -	$ -	$ 50,000	$ 150,000
WATER IMPROVEMENTS		**182**	**220**	**260**	**290**	**420**	**430**	**465**	**540**	**Total**
7442	Miscellaneous Water Improvement Program	$ -	$ -	$ -	$ -	$ 200,000	$ -	$ -	$ -	$ 200,000
7462	Enterprise Tract Water Improvements	$ -	$ 400,000	$ 550,000	$ -	$ 3,500,000	$ -	$ -	$ -	$ 4,450,000
7483	Replace Generator at Berry Street Booster Pump Station	$ -	$ -	$ -	$ -	$ 500,000	$ -	$ -	$ -	$ 500,000
	Water Improvement Totals	$ -	$ 400,000	$ 550,000	$ -	$ 4,200,000	$ -	$ -	$ -	$ 5,150,000
SEWER IMPROVEMENTS		**182**	**220**	**260**	**290**	**420**	**430**	**465**	**540**	**Total**
7617	Sewer Mainline Relining	$ -	$ -	$ -	$ -	$ -	$ 600,000	$ -	$ -	$ 600,000
7632	Carbon Canyon Access Road Phase 1-3	$ -	$ -	$ -	$ -	$ -	$ 350,000	$ -	$ -	$ 350,000
	Sewer Improvement Totals	$ -	$ -	$ -	$ -	$ -	$ 950,000	$ -	$ -	$ 950,000
FACILITY IMPROVEMENTS		**182**	**220**	**260**	**290**	**420**	**430**	**465**	**540**	**Total**
7936	City Facility & Median Landscape Improvements	$ 75,000	$ 75,000	$ -	$ -	$ -	$ -	$ -	$ -	$ 150,000
7970	Citywide HVAC Improvements	$ 100,000	$ -	$ -	$ -	$ -	$ -	$ -	$ -	$ 100,000
7983	GIS Record Document Conversion	$ -	$ -	$ -	$ -	$ 50,000	$ -	$ -	$ -	$ 50,000
7984	Brea Gallery Lighting Upgrades	$ 100,000	$ -	$ -	$ -	$ -	$ -	$ -	$ -	$ 100,000
7985	Brea Senior Center Improvement Project	$ -	$ -	$ -	$ 250,000	$ -	$ -	$ -	$ -	$ 250,000
7986	Western Park Amenity Improvements	$ 225,000	$ -	$ -	$ -	$ -	$ -	$ -	$ -	$ 225,000
7987	Western Park Restroom Upgrades	$ 825,000	$ -	$ -	$ -	$ -	$ -	$ -	$ -	$ 825,000
7991	Fire Station No. 2 Dispatch Center Upgrade	$ 60,000	$ -	$ -	$ -	$ -	$ -	$ -	$ -	$ 60,000
7992	Police Department Space Plan Improvements	$ 1,000,000	$ -	$ -	$ -	$ -	$ -	$ -	$ -	$ 1,000,000
	Facility Improvement Totals	$ 2,385,000	$ 75,000	$ -	$ 250,000	$ 50,000	$ -	$ -	$ -	$ 2,760,000
GOLF COURSE IMPROVEMENTS		**182**	**220**	**260**	**290**	**420**	**430**	**465**	**540**	**Total**
7969	Facility Improvements at Brea Creek Golf Course	$ -	$ -	$ -	$ -	$ -	$ -	$ 50,000	$ -	$ 50,000
	Golf Course Improvement Totals	$ -	$ -	$ -	$ -	$ -	$ -	$ 50,000	$ -	$ 50,000
	TOTAL	$ 2,385,000	$ 1,025,000	$ 1,450,000	$ 250,000	$ 4,250,000	$ 950,000	$ 50,000	$ 550,000	$ 10,910,000

2028-29 EXPENDITURE BY FUND

		182	220	221	260	290	420	430	465	540	Total
STREET IMPROVEMENTS											
7219	Traffic Calming Improvements	$ -	$ 150,000	$ -	$ -	$ -	$ -	$ -	$ -	$ -	$ 150,000
7312	Citywide Slurry Seal Program	$ -	$ -	$ -	$ 300,000	$ -	$ -	$ -	$ -	$ -	$ 300,000
7313	Citywide Sidewalk Replacement	$ -	$ 200,000	$ -	$ -	$ -	$ -	$ -	$ -	$ -	$ 200,000
7335	Birch Street Improvements Brea Blvd. to S. Associated Rd.	$ -	$ -	$ 1,375,000	$ 1,375,000	$ -	$ -	$ -	$ -	$ -	$ 2,750,000
	Street Improvement Totals	$ -	$ 350,000	$ 1,375,000	$ 1,675,000	$ -	$ -	$ -	$ -	$ -	$ 3,400,000
TRAFFIC SAFETY ENHANCEMENTS		**182**	**220**	**221**	**260**	**290**	**420**	**430**	**465**	**540**	**Total**
7218	Traffic Signal Controller Upgrade	$ -	$ -	$ -	$ 100,000	$ -	$ -	$ -	$ -	$ 50,000	$ 150,000
	Traffic Safety Enhancement Totals	$ -	$ -	$ -	$ 100,000	$ -	$ -	$ -	$ -	$ 50,000	$ 150,000
WATER IMPROVEMENTS		**182**	**220**	**221**	**260**	**290**	**420**	**430**	**465**	**540**	**Total**
7442	Miscellaneous Water Improvement Program	$ -	$ -	$ -	$ -	$ -	$ 200,000	$ -	$ -	$ -	$ 200,000
7465	Candlewood Tract Water Main Replacement	$ -	$ 800,000	$ -	$ -	$ -	$ 3,600,000	$ -	$ -	$ -	$ 4,400,000
7495	Berry Street Reservoir Booster Pump No. 7	$ -	$ -	$ -	$ -	$ -	$ 300,000	$ -	$ -	$ -	$ 300,000
	Water Improvement Totals	$ -	$ 800,000	$ -	$ -	$ -	$ 4,100,000	$ -	$ -	$ -	$ 4,900,000
SEWER IMPROVEMENTS		**182**	**220**	**221**	**260**	**290**	**420**	**430**	**465**	**540**	**Total**
7617	Sewer Mainline Relining	$ -	$ -	$ -	$ -	$ -	$ -	$ 600,000	$ -	$ -	$ 600,000
7632	Carbon Canyon Access Road Phase 1-3	$ -	$ -	$ -	$ -	$ -	$ -	$ 350,000	$ -	$ -	$ 350,000
	Sewer Improvement Totals	$ -	$ -	$ -	$ -	$ -	$ -	$ 950,000	$ -	$ -	$ 950,000
FACILITY IMPROVEMENTS		**182**	**220**	**221**	**260**	**290**	**420**	**430**	**465**	**540**	**Total**
7936	City Facility & Median Landscape Improvements	$ 75,000	$ 75,000	$ -	$ -	$ -	$ -	$ -	$ -	$ -	$ 150,000
7974	Citywide Elevator Improvements	$ 200,000	$ -	$ -	$ -	$ -	$ -	$ -	$ -	$ -	$ 200,000
7979	Mechanical Upgrades to City Facilities	$ 150,000	$ -	$ -	$ -	$ -	$ -	$ -	$ -	$ -	$ 150,000
7983	GIS Record Document Conversion	$ -	$ -	$ -	$ -	$ -	$ 50,000	$ -	$ -	$ -	$ 50,000
7985	Brea Senior Center Improvement Project	$ -	$ -	$ -	$ -	$ 250,000	$ -	$ -	$ -	$ -	$ 250,000
7988	Tracks Amenity Improvements	$ 310,000	$ -	$ -	$ -	$ -	$ -	$ -	$ -	$ -	$ 310,000
	Facility Improvement Totals	$ 735,000	$ 75,000	$ -	$ -	$ 250,000	$ 50,000	$ -	$ -	$ -	$ 1,110,000
GOLF COURSE IMPROVEMENTS		**182**	**220**	**221**	**260**	**290**	**420**	**430**	**465**	**540**	**Total**
7968	Facility Improvements at Birch Hills Golf Course	$ -	$ -	$ -	$ -	$ -	$ -	$ -	$ 225,000	$ -	$ 225,000
7969	Facility Improvements at Brea Creek Golf Course	$ -	$ -	$ -	$ -	$ -	$ -	$ -	$ 50,000	$ -	$ 50,000
	Golf Course Improvement Totals	$ -	$ -	$ -	$ -	$ -	$ -	$ -	$ 275,000	$ -	$ 275,000
	TOTAL	$ 735,000	$ 1,225,000	$ 1,375,000	$ 1,775,000	$ 250,000	$ 4,150,000	$ 950,000	$ 275,000	$ 50,000	$ 10,785,000

2029-30 EXPENDITURE BY FUND

STREET IMPROVEMENTS		182	220	221	260	420	430	465	540	Total
7219	Traffic Calming Improvements	$ -	$ 150,000	$ -	$ -	$ -	$ -	$ -	$ -	$ 150,000
7312	Citywide Slurry Seal Program	$ -	$ -	$ -	$ 300,000	$ -	$ -	$ -	$ -	$ 300,000
7313	Citywide Sidewalk Replacement	$ -	$ 200,000	$ -	$ -	$ -	$ -	$ -	$ -	$ 200,000
7335	Birch Street Improvements Brea Blvd. to S. Associated Rd.	$ -	$ -	$ 1,375,000	$ 1,375,000	$ -	$ -	$ -	$ -	$ 2,750,000
	Street Improvement Totals	$ -	$ 350,000	$ 1,375,000	$ 1,675,000	$ -	$ -	$ -	$ -	$ 3,400,000
TRAFFIC SAFETY ENHANCEMENTS		**182**	**220**	**221**	**260**	**420**	**430**	**465**	**540**	**Total**
7218	Traffic Signal Controller Upgrade	$ -	$ -	$ -	$ 100,000	$ -	$ -	$ -	$ 50,000	$ 150,000
	Traffic Safety Enhancement Totals	$ -	$ -	$ -	$ 100,000	$ -	$ -	$ -	$ 50,000	$ 150,000
WATER IMPROVEMENTS		**182**	**220**	**221**	**260**	**420**	**430**	**465**	**540**	**Total**
7442	Miscellaneous Water Improvement Program	$ -	$ -	$ -	$ -	$ 200,000	$ -	$ -	$ -	$ 200,000
7481	Brea Corsican Villas Water Line Improvements	$ -	$ -	$ -	$ -	$ 360,000	$ -	$ -	$ -	$ 360,000
7495	Berry Street Reservoir Booster Pump No. 7	$ -	$ -	$ -	$ -	$ 3,000,000	$ -	$ -	$ -	$ 3,000,000
	Water Improvement Totals	$ -	$ -	$ -	$ -	$ 3,560,000	$ -	$ -	$ -	$ 3,560,000
SEWER IMPROVEMENTS		**182**	**220**	**221**	**260**	**420**	**430**	**465**	**540**	**Total**
7617	Sewer Mainline Relining	$ -	$ -	$ -	$ -	$ -	$ 600,000	$ -	$ -	$ 600,000
7632	Carbon Canyon Access Road Phase 1-3	$ -	$ -	$ -	$ -	$ -	$ 900,000	$ -	$ -	$ 900,000
	Sewer Improvement Totals	$ -	$ -	$ -	$ -	$ -	$ 1,500,000	$ -	$ -	$ 1,500,000
FACILITY IMPROVEMENTS		**182**	**220**	**221**	**260**	**420**	**430**	**465**	**540**	**Total**
7936	City Facility & Median Landscape Improvements	$ 75,000	$ 75,000	$ -	$ -	$ -	$ -	$ -	$ -	$ 150,000
7970	Citywide HVAC Improvements	$ 100,000	$ -	$ -	$ -	$ -	$ -	$ -	$ -	$ 100,000
7983	GIS Record Document Conversion	$ -	$ -	$ -	$ -	$ 50,000	$ -	$ -	$ -	$ 50,000
	Facility Improvement Totals	$ 175,000	$ 75,000	$ -	$ -	$ 50,000	$ -	$ -	$ -	$ 300,000
GOLF COURSE IMPROVEMENTS		**182**	**220**	**221**	**260**	**420**	**430**	**465**	**540**	**Total**
7969	Facility Improvements at Brea Creek Golf Course	$ -	$ -	$ -	$ -	$ -	$ -	$ 50,000	$ -	$ 50,000
	Golf Course Improvement Totals	$ -	$ -	$ -	$ -	$ -	$ -	$ 50,000	$ -	$ 50,000
	TOTAL	$ 175,000	$ 425,000	$ 1,375,000	$ 1,775,000	$ 3,610,000	$ 1,500,000	$ 50,000	$ 50,000	$ 8,960,000

2030-31 EXPENDITURE BY FUND

		182	220	221	260	420	430	465	540	Total
STREET IMPROVEMENTS										
7219	Traffic Calming Improvements	$ -	$ 150,000	$ -	$ -	$ -	$ -	$ -	$ -	$ 150,000
7312	Citywide Slurry Seal Program	$ -	$ -	$ -	$ 300,000	$ -	$ -	$ -	$ -	$ 300,000
7313	Citywide Sidewalk Replacement	$ -	$ 200,000	$ -	$ -	$ -	$ -	$ -	$ -	$ 200,000
7329	Birch Street Improvements S. Associated to Valencia	$ -	$ -	$ 1,375,000	$ 1,375,000	$ -	$ -	$ -	$ -	$ 2,750,000
	Street Improvement Totals	$ -	$ 350,000	$ 1,375,000	$ 1,675,000	$ -	$ -	$ -	$ -	$ 3,400,000
TRAFFIC SAFETY ENHANCEMENTS		**182**	**220**	**221**	**260**	**420**	**430**	**465**	**540**	**Total**
7218	Traffic Signal Controller Upgrade	$ -	$ -	$ -	$ 100,000	$ -	$ -	$ -	$ 50,000	$ 150,000
	Traffic Safety Enhancement Totals	$ -	$ -	$ -	$ 100,000	$ -	$ -	$ -	$ 50,000	$ 150,000
WATER IMPROVEMENTS		**182**	**220**	**221**	**260**	**420**	**430**	**465**	**540**	**Total**
7442	Miscellaneous Water Improvement Program	$ -	$ -	$ -	$ -	$ 200,000	$ -	$ -	$ -	$ 200,000
7479	Lotus Place Water Line Improvements	$ -	$ 150,000	$ -	$ 200,000	$ 3,500,000	$ -	$ -	$ -	$ 3,850,000
	Water Improvement Totals	$ -	$ 150,000	$ -	$ 200,000	$ 3,700,000	$ -	$ -	$ -	$ 4,050,000
SEWER IMPROVEMENTS		**182**	**220**	**221**	**260**	**420**	**430**	**465**	**540**	**Total**
7617	Sewer Mainline Relining	$ -	$ -	$ -	$ -	$ -	$ 600,000	$ -	$ -	$ 600,000
7629	Randolph Ave & Imperial Hwy Sewer Capacity Improvements	$ -	$ -	$ -	$ -	$ -	$ 65,000	$ -	$ -	$ 65,000
7632	Carbon Canyon Access Road Phase 1-3	$ -	$ -	$ -	$ -	$ -	$ 900,000	$ -	$ -	$ 900,000
	Sewer Improvement Totals	$ -	$ -	$ -	$ -	$ -	$ 1,565,000	$ -	$ -	$ 1,565,000
FACILITY IMPROVEMENTS		**182**	**220**	**221**	**260**	**420**	**430**	**465**	**540**	**Total**
7936	City Facility & Median Landscape Improvements	$ 75,000	$ 75,000	$ -	$ -	$ -	$ -	$ -	$ -	$ 150,000
7983	GIS Record Document Conversion	$ -	$ -	$ -	$ -	$ 50,000	$ -	$ -	$ -	$ 50,000
	Facility Improvement Totals	$ 75,000	$ 75,000	$ -	$ -	$ 50,000	$ -	$ -	$ -	$ 200,000
GOLF COURSE IMPROVEMENTS		**182**	**220**	**221**	**260**	**420**	**430**	**465**	**540**	**Total**
7969	Facility Improvements at Brea Creek Golf Course	$ -	$ -	$ -	$ -	$ -	$ -	$ 50,000	$ -	$ 50,000
	Golf Course Improvement Totals	$ -	$ -	$ -	$ -	$ -	$ -	$ 50,000	$ -	$ 50,000
	TOTAL	$ 75,000	$ 575,000	$ 1,375,000	$ 1,975,000	$ 3,750,000	$ 1,565,000	$ 50,000	$ 50,000	$ 9,415,000

2031-32 EXPENDITURE BY FUND

		182	220	221	260	420	430	465	540	Total
STREET IMPROVEMENTS										
7219	Traffic Calming Improvements	$ -	$ 150,000	$ -	$ -	$ -	$ -	$ -	$ -	$ 150,000
7312	Citywide Slurry Seal Program	$ -	$ -	$ -	$ 300,000	$ -	$ -	$ -	$ -	$ 300,000
7313	Citywide Sidewalk Replacement	$ -	$ 200,000	$ -	$ -	$ -	$ -	$ -	$ -	$ 200,000
7327	Central Avenue & State College Street Improvements	$ -	$ 750,000	$ -	$ 750,000	$ -	$ -	$ -	$ -	$ 1,500,000
7332	Citywide Street Light LED Upgrades	$ -	$ 975,000	$ -	$ -	$ -	$ -	$ -	$ -	$ 975,000
7336	Randolph Avenue Street Improvements	$ -	$ -	$ 750,000	$ 750,000	$ -	$ -	$ -	$ -	$ 1,500,000
	Street Improvement Totals	$ -	$ 2,075,000	$ 750,000	$ 1,800,000	$ -	$ -	$ -	$ -	$ 4,625,000
TRAFFIC SAFETY ENHANCEMENTS		**182**	**220**	**221**	**260**	**420**	**430**	**465**	**540**	**Total**
7218	Traffic Signal Controller Upgrade	$ -	$ -	$ -	$ 100,000	$ -	$ -	$ -	$ 50,000	$ 150,000
	Traffic Safety Enhancement Totals	$ -	$ -	$ -	$ 100,000	$ -	$ -	$ -	$ 50,000	$ 150,000
WATER IMPROVEMENTS		**182**	**220**	**221**	**260**	**420**	**430**	**465**	**540**	**Total**
7442	Miscellaneous Water Improvement Program	$ -	$ -	$ -	$ -	$ 200,000	$ -	$ -	$ -	$ 200,000
7496	790 Zone Reservoir Improvements	$ -	$ -	$ -	$ -	$ 500,000	$ -	$ -	$ -	$ 500,000
	Water Improvement Totals	$ -	$ -	$ -	$ -	$ 700,000	$ -	$ -	$ -	$ 700,000
SEWER IMPROVEMENTS		**182**	**220**	**221**	**260**	**420**	**430**	**465**	**540**	**Total**
7617	Sewer Mainline Relining	$ -	$ -	$ -	$ -	$ -	$ 600,000	$ -	$ -	$ 600,000
7629	Randolph Ave & Imperial Hwy Sewer Capacity Improvements	$ -	$ -	$ -	$ -	$ -	$ 690,000	$ -	$ -	$ 690,000
7632	Carbon Canyon Access Road Phase 1-3	$ -	$ -	$ -	$ -	$ -	$ 900,000	$ -	$ -	$ 900,000
	Sewer Improvement Totals	$ -	$ -	$ -	$ -	$ -	$ 2,190,000	$ -	$ -	$ 2,190,000
FACILITY IMPROVEMENTS		**182**	**220**	**221**	**260**	**420**	**430**	**465**	**540**	**Total**
7936	City Facility & Median Landscape Improvements	$ 75,000	$ 75,000	$ -	$ -	$ -	$ -	$ -	$ -	$ 150,000
7970	Citywide HVAC Improvements	$ 100,000	$ -	$ -	$ -	$ -	$ -	$ -	$ -	$ 100,000
7974	Citywide Elevator Improvements	$ 200,000	$ -	$ -	$ -	$ -	$ -	$ -	$ -	$ 200,000
7979	Mechanical Upgrades to City Facilities	$ 150,000	$ -	$ -	$ -	$ -	$ -	$ -	$ -	$ 150,000
7983	GIS Record Document Conversion	$ -	$ -	$ -	$ -	$ 50,000	$ -	$ -	$ -	$ 50,000
	Facility Improvement Totals	$ 525,000	$ 75,000	$ -	$ -	$ 50,000	$ -	$ -	$ -	$ 650,000
GOLF COURSE IMPROVEMENTS		**182**	**220**	**221**	**260**	**420**	**430**	**465**	**540**	**Total**
7969	Facility Improvements at Brea Creek Golf Course	$ -	$ -	$ -	$ -	$ -	$ -	$ 50,000	$ -	$ 50,000
	Golf Course Improvement Totals	$ -	$ -	$ -	$ -	$ -	$ -	$ 50,000	$ -	$ 50,000
	TOTAL	$ 525,000	$ 2,150,000	$ 750,000	$ 1,900,000	$ 750,000	$ 2,190,000	$ 50,000	$ 50,000	$ 8,365,000

CITY OF BREA

SEVEN-YEAR CAPITAL IMPROVEMENT PROGRAM BUDGET

FY 2025-2026 through FY 2031-2032

STREET IMPROVEMENTS

PROJECT 7219

STREET IMPROVEMENTS - TRAFFIC CALMING IMPROVEMENTS

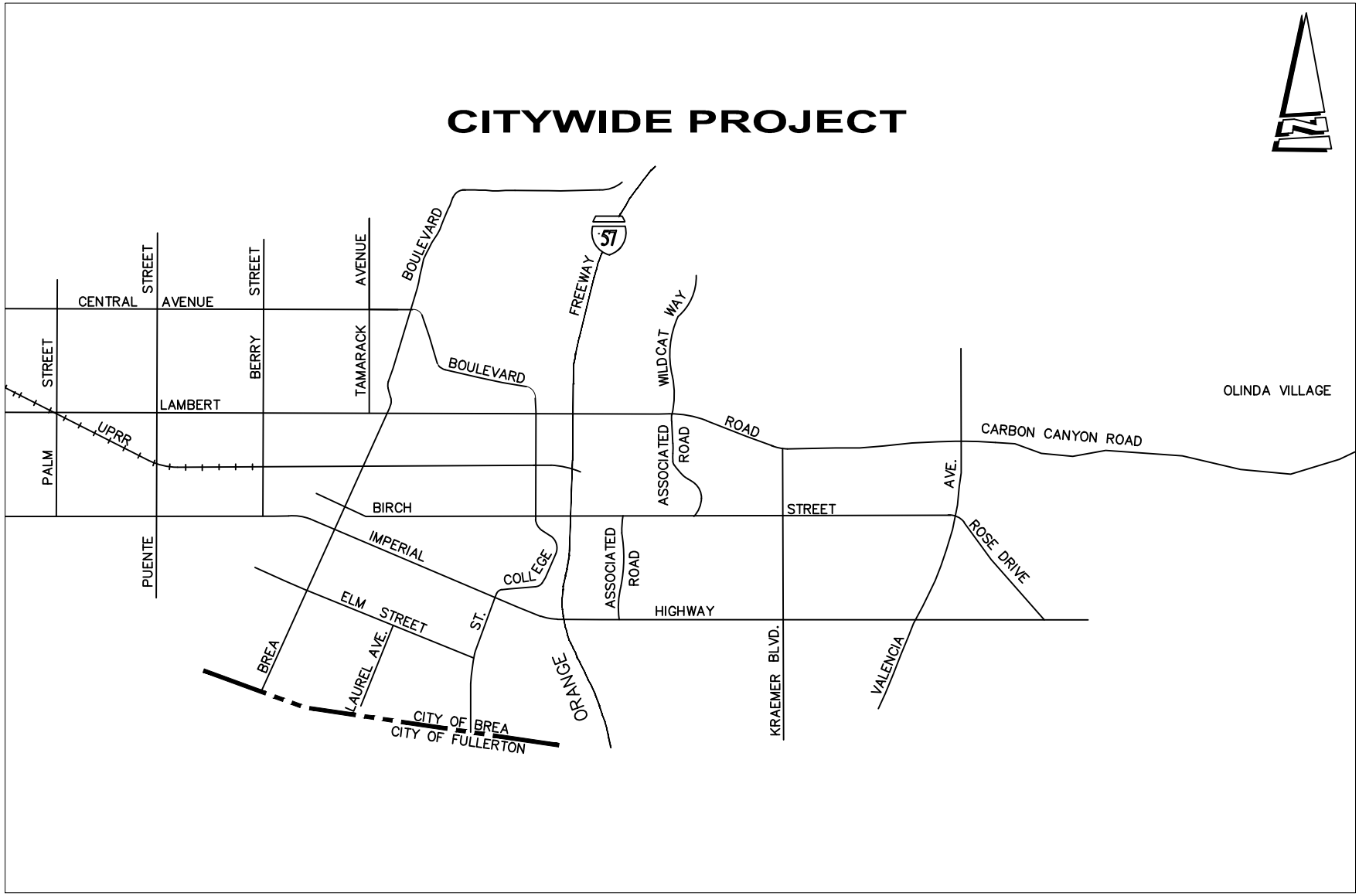

VICINITY MAP

NOT TO SCALE

PROJECT 7219
STREET IMPROVEMENTS - TRAFFIC CALMING IMPROVEMENTS

This is an annual program for the development and implementation of traffic calming improvements as recommended by Traffic Committee and approved by City Council.

PROJECT	Estimated Expenditures to Date	Estimated Carryover FY24-25	Proposed 2025-26	Proposed 2026-27	Proposed 2027-28	Proposed 2028-29	Proposed 2029-30	Proposed 2030-31	Proposed 2031-32	Total Budget
DESIGN	$ 20,410	$ 5,545	$ 15,000	$ 15,000	$ 15,000	$ 15,000	$ 15,000	$ 15,000	$ 15,000	$ 130,955
RIGHT OF WAY	$ -	$ -	$ -	$ -	$ -	$ -	$ -	$ -	$ -	$ -
CONSTRUCTION	$ 346,976	$ 94,266	$ 135,000	$ 135,000	$ 135,000	$ 135,000	$ 135,000	$ 135,000	$ 135,000	$ 1,386,242
CONST. ENGINEERING	$ 40,821	$ 11,090	$ -	$ -	$ -	$ -	$ -	$ -	$ -	$ 51,911
TOTAL	$ 408,207	$ 110,902	$ 150,000	$ 150,000	$ 150,000	$ 150,000	$ 150,000	$ 150,000	$ 150,000	$ 1,569,109

FUNDING SOURCES										
Fund 220 (Gas Tax)	$ 261,618	$ -	$ 150,000	$ 150,000	$ 150,000	$ 150,000	$ 150,000	$ 150,000	$ 150,000	$ 1,311,618
Fund 260 (Measure M)	$ 64,099	$ 110,902	$ -	$ -	$ -	$ -	$ -	$ -	$ -	$ 175,000
Fund 540 (Traffic Impact)	$ 50,000	$ -	$ -	$ -	$ -	$ -	$ -	$ -	$ -	$ 50,000
Other (Funded)	$ 32,490	$ -	$ -	$ -	$ -	$ -	$ -	$ -	$ -	$ 32,490
TOTAL	$ 408,207	$ 110,902	$ 150,000	$ 150,000	$ 150,000	$ 150,000	$ 150,000	$ 150,000	$ 150,000	$ 1,569,109

Project Manager Approval: Ryan Chapman

PROJECT 7251

STREET IMPROVEMENTS - SR-57 FREEWAY/LAMBERT ROAD INTERCHANGE

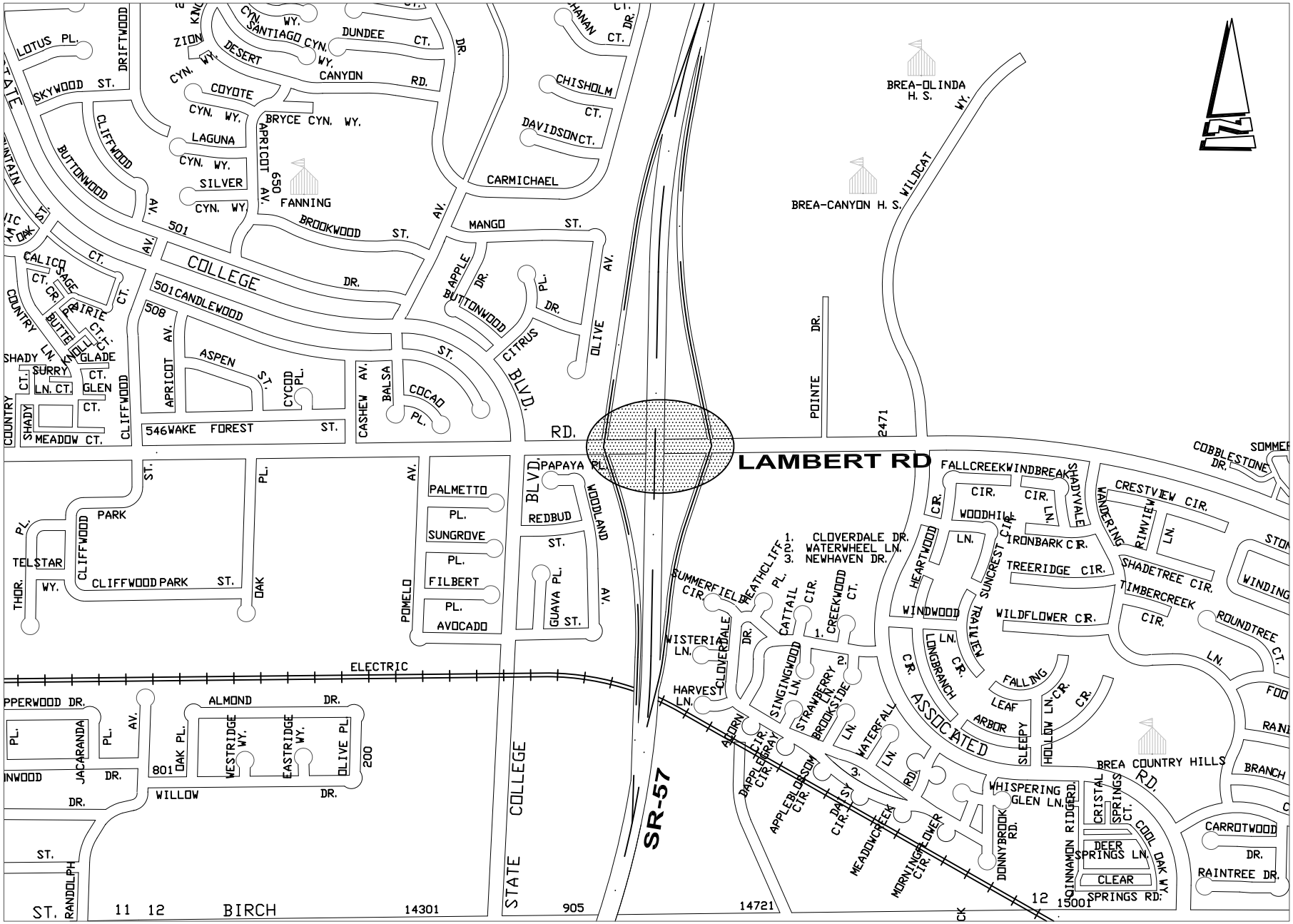

VICINITY MAP

NOT TO SCALE

PROJECT 7251
STREET IMPROVEMENTS- SR-57 FREEWAY/LAMBERT ROAD INTERCHANGE

This project constructed a new eastbound to northbound loop on-ramp and modify the spacing between the existing SR-57 on and off ramps to improve traffic flow. Current funding is for construction. Coordination with Caltrans is required for design, permit, and construction. Caltrans is the lead agency for Environmental and Implementation. City of Brea is the lead for the Right-of-Way and Design. Phase 2 includes paving of Lambert Road from State College to S. Associated Road.

PROJECT	Estimated Expenditures to Date	Estimated Carryover FY24-25	Proposed 2025-26	Proposed 2026-27	Proposed 2027-28	Proposed 2028-29	Proposed 2029-30	Proposed 2030-31	Proposed 2031-32	Total Budget
DESIGN	$ 1,318,853	$ 322,432	$ -	$ -	$ -	$ -	$ -	$ -	$ -	$ 1,641,285
RIGHT OF WAY	$ -	$ -	$ -	$ -	$ -	$ -	$ -	$ -	$ -	$ -
CONSTRUCTION	$ 22,420,507	$ 5,481,336	$ -	$ -	$ -	$ -	$ -	$ -	$ -	$ 27,901,843
CONST. ENGINEERING	$ 2,637,707	$ 644,863	$ -	$ -	$ -	$ -	$ -	$ -	$ -	$ 3,282,570
TOTAL	$ 26,377,067	$ 6,448,630	$ -	$ -	$ -	$ -	$ -	$ -	$ -	$ 32,825,697
FUNDING SOURCES										
Fund 540 (Traffic Impact)	$ 6,509,962	$ 1,072,594	$ -	$ -	$ -	$ -	$ -	$ -	$ -	$ 7,582,556
Federal Grants	$ 896,070	$ -	$ -	$ -	$ -	$ -	$ -	$ -	$ -	$ 896,070
County Grants	$ 18,814,186	$ 5,376,036	$ -	$ -	$ -	$ -	$ -	$ -	$ -	$ 24,190,222
Other (Unfunded)	$ 156,849	$ -	$ -	$ -	$ -	$ -	$ -	$ -	$ -	$ 156,849
TOTAL	$ 26,377,067	$ 6,448,630	$ -	$ -	$ -	$ -	$ -	$ -	$ -	$ 32,825,697

Project Manager Approval: Michael Ho

PROJECT 7278

STREET IMPROVEMENTS -
IMPERIAL HWY & BERRY ST INTERSECTION IMPROVEMENTS

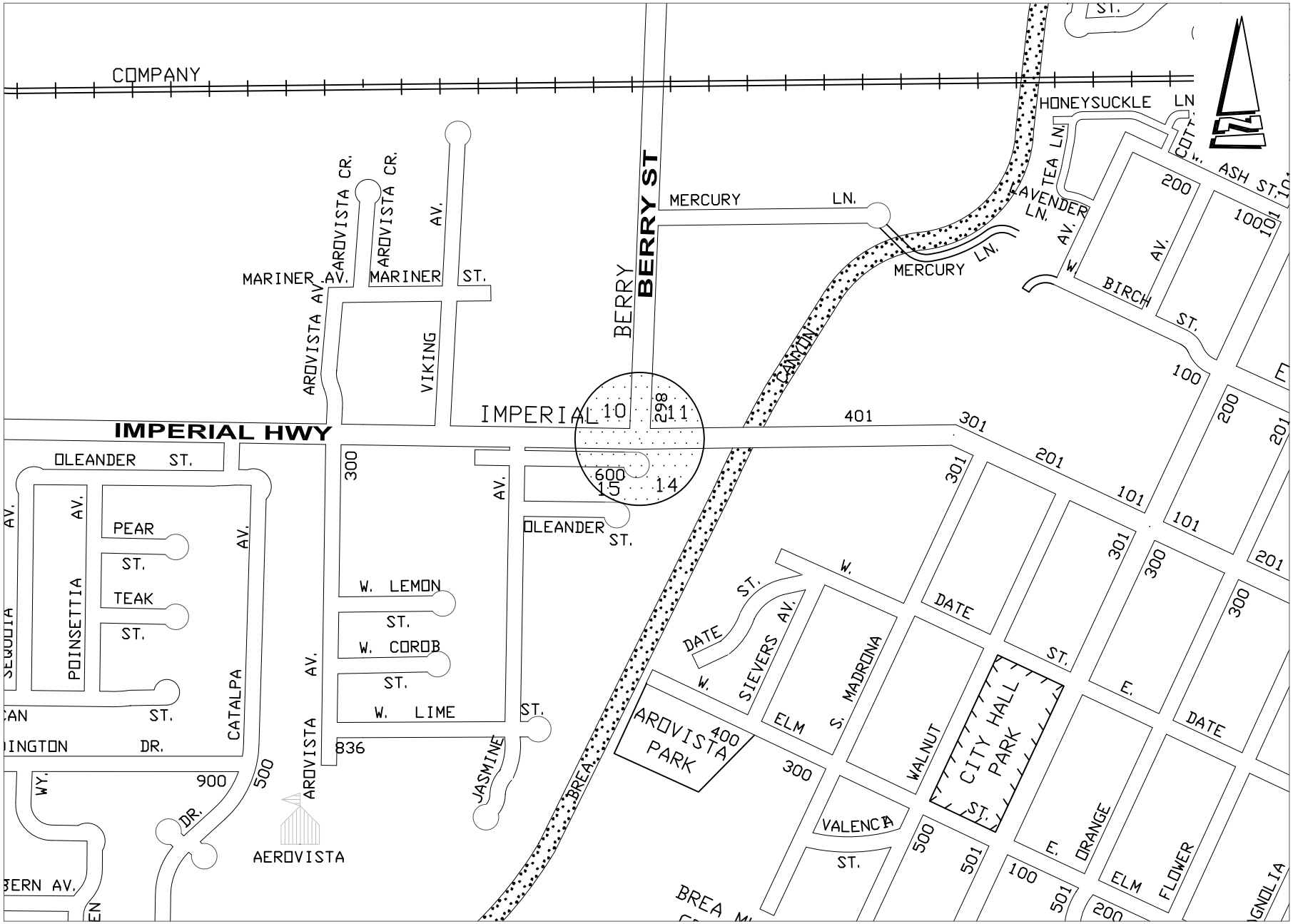

VICINITY MAP

NOT TO SCALE

PROJECT 7278

STREET IMPROVEMENTS- IMPERIAL HWY. AND BERRY ST. INTERSECTION IMPROVEMENTS

This project widened the north side of Imperial Highway east of Berry Street to allow for a dedicated westbound right-turn lane, which is part of the City's Traffic Impact Nexus Study. The remaining work is to coordinate with Caltrans to finalize the right-of-way and/or easement dedication for the project.

PROJECT	Estimated Expenditures to Date	Estimated Carryover FY24-25	Proposed 2025-26	Proposed 2026-27	Proposed 2027-28	Proposed 2028-29	Proposed 2029-30	Proposed 2030-31	Proposed 2031-32	Total Budget
DESIGN	$ 50,844	$ 1,673	$ -	$ -	$ -	$ -	$ -	$ -	$ -	$ 52,517
RIGHT OF WAY	$ -	$ -	$ -	$ -	$ -	$ -	$ -	$ -	$ -	$ -
CONSTRUCTION	$ 864,341	$ 28,443	$ -	$ -	$ -	$ -	$ -	$ -	$ -	$ 892,783
CONST. ENGINEERING	$ 101,687	$ 3,346	$ -	$ -	$ -	$ -	$ -	$ -	$ -	$ 105,033
TOTAL	$ 1,016,871	$ 33,462	$ -	$ -	$ -	$ -	$ -	$ -	$ -	$ 1,050,333

FUNDING SOURCES										
Fund 540 (Traffic Impact)	$ 1,016,871	$ 33,462	$ -	$ -	$ -	$ -	$ -	$ -	$ -	$ 1,050,333
TOTAL	$ 1,016,871	$ 33,462	$ -	$ -	$ -	$ -	$ -	$ -	$ -	$ 1,050,333

Project Manager Approval: Ryan Chapman

PROJECT 7299

STREET IMPROVEMENTS - BREA BLVD STREET IMPROVEMENTS

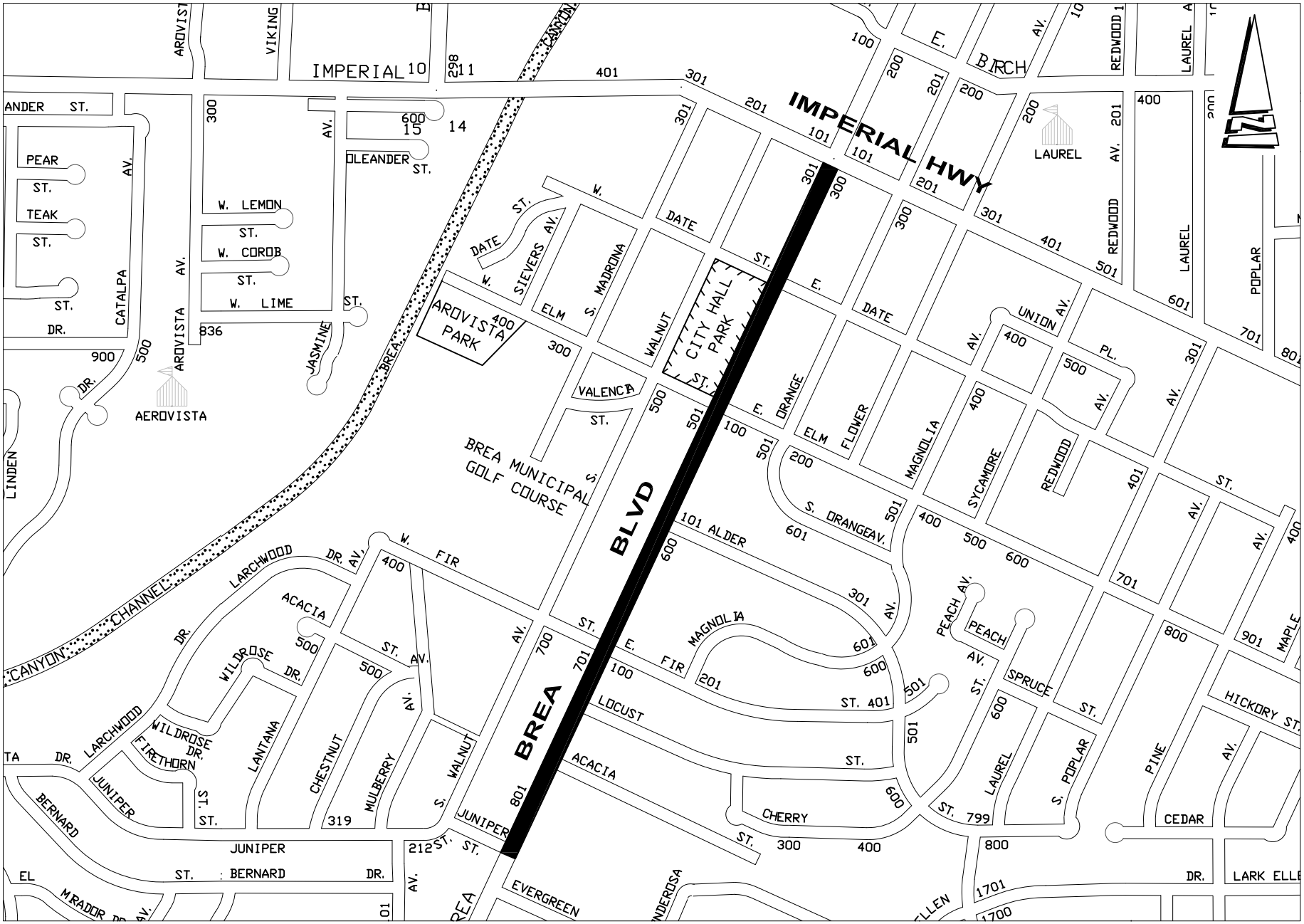

VICINITY MAP

NOT TO SCALE

PROJECT 7299
STREET IMPROVEMENTS - BREA BOULEVARD STREET IMPROVEMENTS

This project improved the pavement on Brea Boulevard between Imperial Highway and Juniper Street pursuant to the City's Pavement Management Plan. The improvements included asphalt mill and overlay, asphalt replacement, and ADA ramp reconstruction.

PROJECT	Estimated Expenditures to Date	Estimated Carryover FY24-25	Proposed 2025-26	Proposed 2026-27	Proposed 2027-28	Proposed 2028-29	Proposed 2029-30	Proposed 2030-31	Proposed 2031-32	Total Budget
DESIGN	$ 938,090	$ 23,596	$ -	$ -	$ -	$ -	$ -	$ -	$ -	$ 961,685
RIGHT OF WAY	$ -	$ -	$ -	$ -	$ -	$ -	$ -	$ -	$ -	$ -
CONSTRUCTION	$ -	$ 401,124	$ -	$ -	$ -	$ -	$ -	$ -	$ -	$ 401,124
CONST. ENGINEERING	$ -	$ 47,191	$ -	$ -	$ -	$ -	$ -	$ -	$ -	$ 47,191
TOTAL	$ 938,090	$ 471,911	$ -	$ -	$ -	$ -	$ -	$ -	$ -	$ 1,410,001

FUNDING SOURCES										
Fund 220 (Gas Tax)	$ 471,425	$ 471,911	$ -	$ -	$ -	$ -	$ -	$ -	$ -	$ 943,335
Fund 221 (RMRA)	$ 466,665	$ -	$ -	$ -	$ -	$ -	$ -	$ -	$ -	$ 466,665
TOTAL	$ 938,090	$ 471,911	$ -	$ -	$ -	$ -	$ -	$ -	$ -	$ 1,410,001

Project Manager Approval: Ryan Chapman

PROJECT 7306

STREET IMPROVEMENTS - IMPERIAL HWY/SR-57 INTERCHANGE IMPROVEMENTS

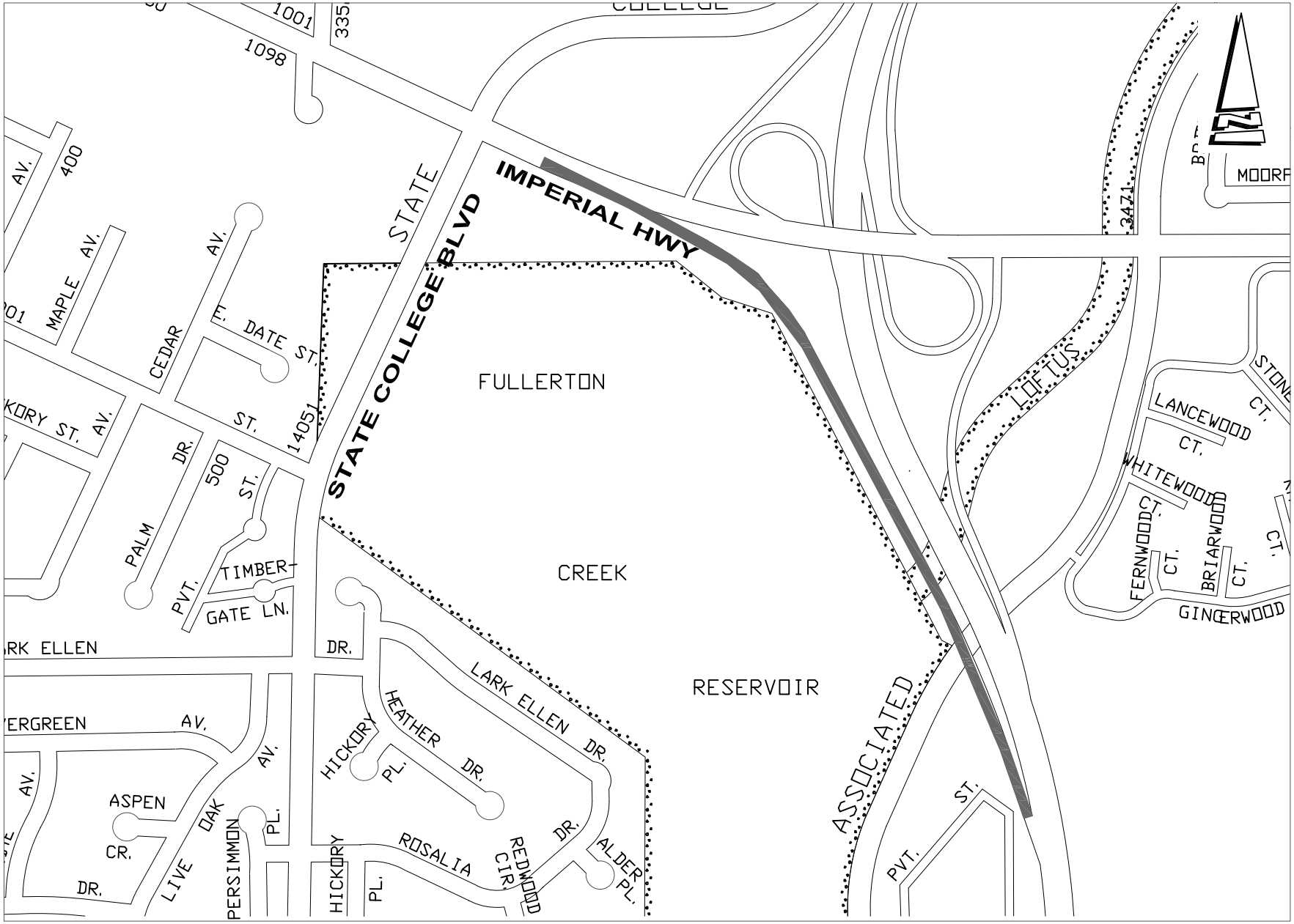

VICINITY MAP

NOT TO SCALE

PROJECT 7306
STREET IMPROVEMENTS - IMPERIAL HWY/SR-57 INTERCHANGE IMPROVEMENTS

As identified in the Transportation Improvement Nexus Program, this project will widen the SR-57 southbound on-ramp and reconfigure eastbound lanes on Imperial Highway. The project will improve traffic operational performance and reduce congestion on Imperial Highway. Coordination with Caltrans is required for design, permit, and construction.

PROJECT	Estimated Expenditures to Date	Estimated Carryover FY24-25	Proposed 2025-26	Proposed 2026-27	Proposed 2027-28	Proposed 2028-29	Proposed 2029-30	Proposed 2030-31	Proposed 2031-32	Total Budget
DESIGN	$ 314,920	$ 1,210,216	$ -	$ -	$ 500,000	$ -	$ -	$ -	$ -	$ 2,025,135
RIGHT OF WAY	$ -	$ -	$ -	$ -	$ -	$ -	$ -	$ -	$ -	$ -
CONSTRUCTION	$ -	$ -	$ -	$ -	$ -	$ -	$ -	$ -	$ -	$ -
CONST. ENGINEERING	$ -	$ -	$ -	$ -	$ -	$ -	$ -	$ -	$ -	$ -
TOTAL	$ 314,920	$ 1,210,216	$ -	$ -	$ 500,000	$ -	$ -	$ -	$ -	$ 2,025,135

FUNDING SOURCES										
Fund 260 (Measure M)	$ -	$ 476,150	$ -	$ -	$ -	$ -	$ -	$ -	$ -	$ 476,150
Fund 540 (Traffic Impact)	$ 314,920	$ 734,066	$ -	$ -	$ 500,000	$ -	$ -	$ -	$ -	$ 1,548,985
TOTAL	$ 314,920	$ 1,210,216	$ -	$ -	$ 500,000	$ -	$ -	$ -	$ -	$ 2,025,135

Project Manager Approval: Ryan Chapman

PROJECT 7312

STREET IMPROVEMENTS - CITYWIDE SLURRY SEAL PROGRAM

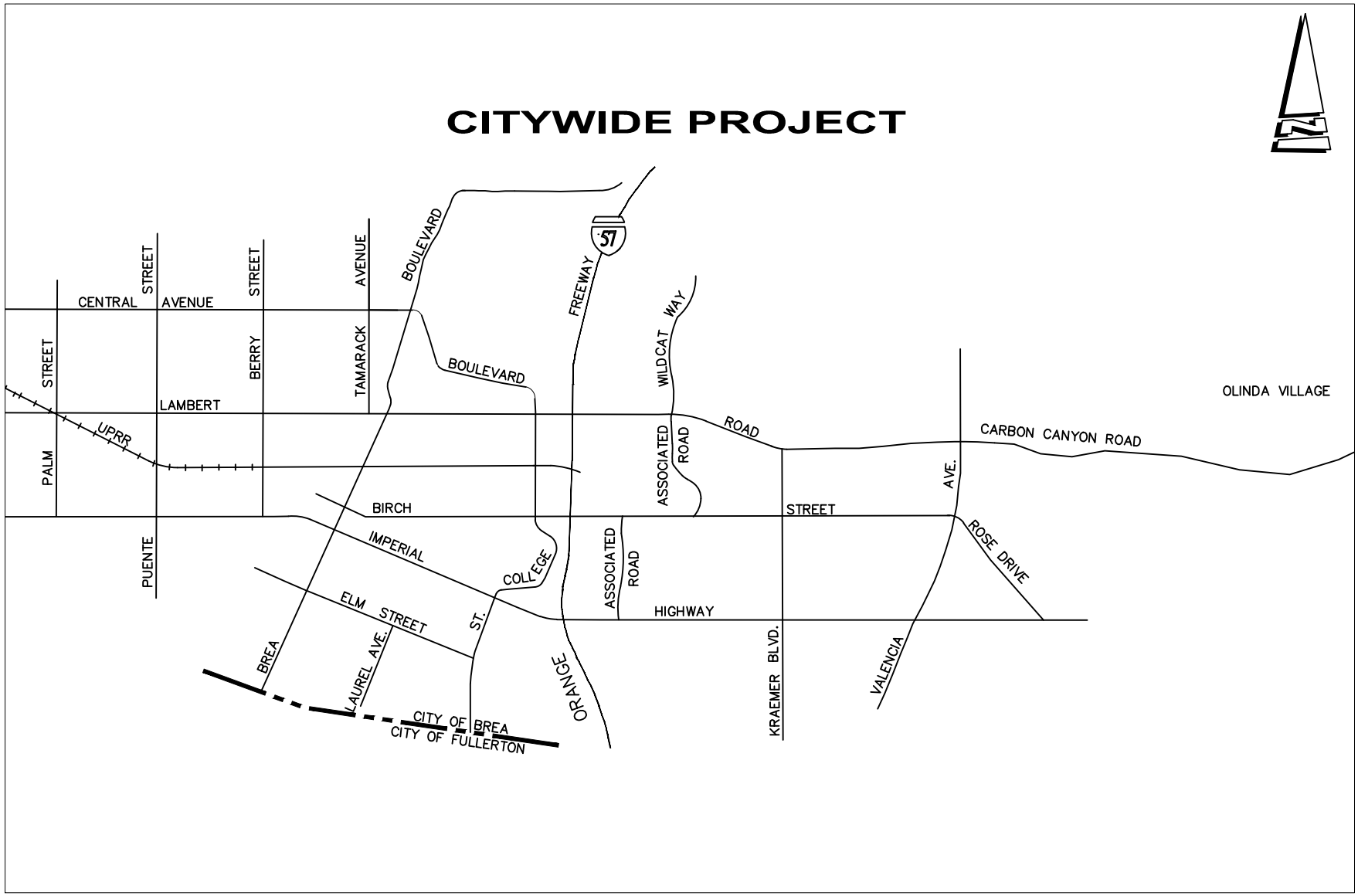

VICINITY MAP

NOT TO SCALE

PROJECT 7312
STREET IMPROVEMENTS - CITYWIDE SLURRY SEAL PROGRAM

The slurry seal program is a proactive street maintenance program through which City streets are slurry sealed each year. Each year, a listing of specific streets is reviewed for slurry seal in coordination with the Pavement Management Plan (PMP) recommendations.

PROJECT	Estimated Expenditures to Date	Estimated Carryover FY24-25	Proposed 2025-26	Proposed 2026-27	Proposed 2027-28	Proposed 2028-29	Proposed 2029-30	Proposed 2030-31	Proposed 2031-32	Total Budget
DESIGN	$ 62,417	$ 19,604	$ -	$ -	$ -	$ -	$ -	$ -	$ -	$ 82,021
RIGHT OF WAY	$ -	$ -	$ -	$ -	$ -	$ -	$ -	$ -	$ -	$ -
CONSTRUCTION	$ 1,061,083	$ 333,271	$ 300,000	$ 300,000	$ 300,000	$ 300,000	$ 300,000	$ 300,000	$ 300,000	$ 3,494,354
CONST. ENGINEERING	$ 124,833	$ 39,208	$ -	$ -	$ -	$ -	$ -	$ -	$ -	$ 164,042
TOTAL	$ 1,248,333	$ 392,084	$ 300,000	$ 300,000	$ 300,000	$ 300,000	$ 300,000	$ 300,000	$ 300,000	$ 3,740,417

FUNDING SOURCES										
Fund 220 (Gas Tax)	$ 382,067	$ -	$ -	$ -	$ -	$ -	$ -	$ -	$ -	$ 382,067
Fund 260 (Measure M)	$ 766,266	$ 392,084	$ 300,000	$ 300,000	$ 300,000	$ 300,000	$ 300,000	$ 300,000	$ 300,000	$ 3,258,350
Fund 440 (Sanitation)	$ 100,000	$ -	$ -	$ -	$ -	$ -	$ -	$ -	$ -	$ 100,000
TOTAL	$ 1,248,333	$ 392,084	$ 300,000	$ 300,000	$ 300,000	$ 300,000	$ 300,000	$ 300,000	$ 300,000	$ 3,740,417

Project Manager Approval: Eric Aulls

PROJECT 7313

STREET IMPROVEMENTS - CITYWIDE SIDEWALK REPLACEMENT

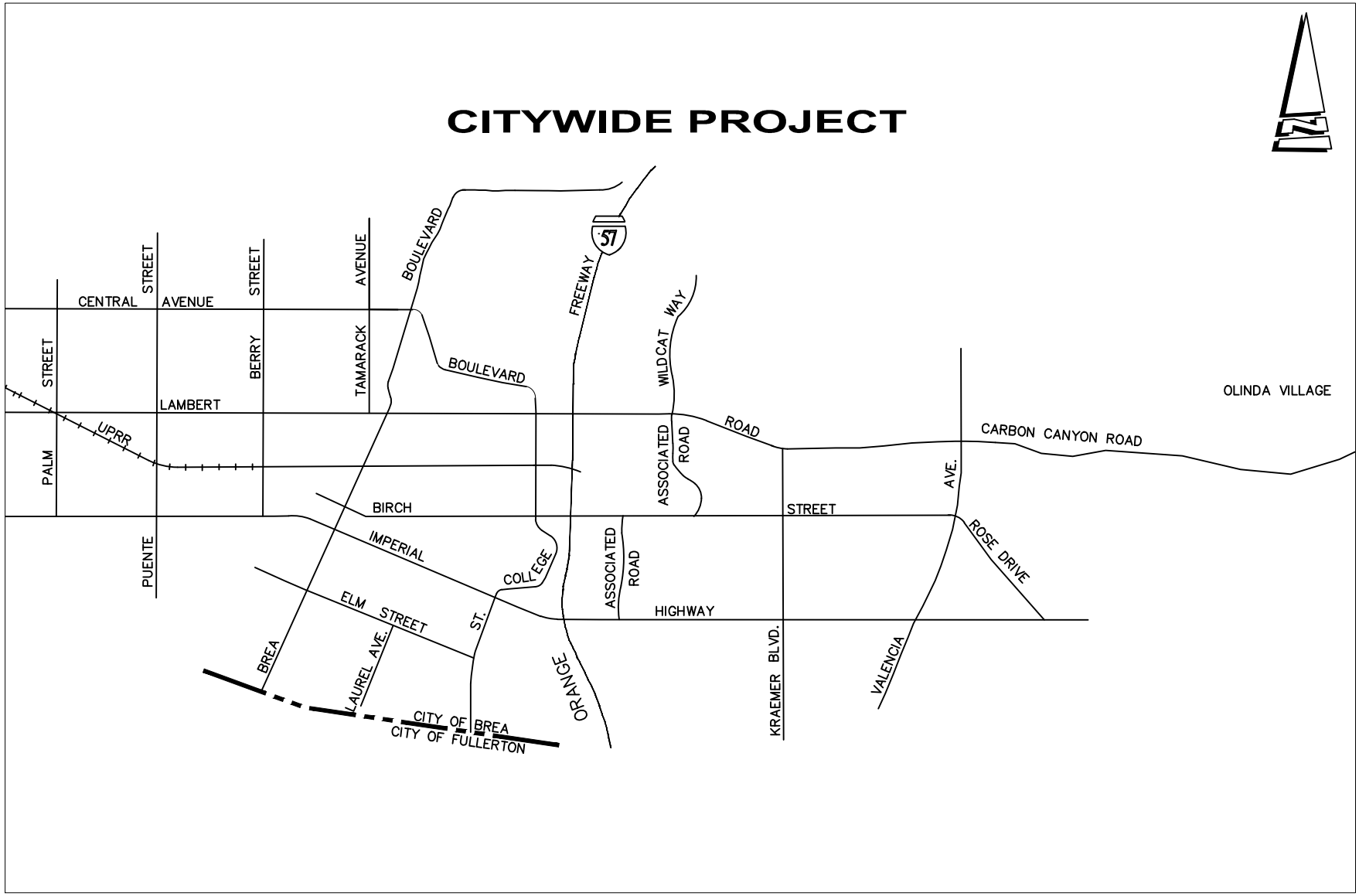

VICINITY MAP

NOT TO SCALE

PROJECT 7313
STREET IMPROVEMENTS - CITYWIDE SIDEWALK REPLACEMENT

This project allows for repair and replacement of concrete sidewalks, curb and gutter, and curb access ramps on an annual as-needed basis.

PROJECT	Estimated Expenditures to Date	Estimated Carryover FY24-25	Proposed 2025-26	Proposed 2026-27	Proposed 2027-28	Proposed 2028-29	Proposed 2029-30	Proposed 2030-31	Proposed 2031-32	Total Budget
DESIGN	$ 42,157	$ 6,636	$ -	$ -	$ -	$ -	$ -	$ -	$ -	$ 48,793
RIGHT OF WAY	$ -	$ -	$ -	$ -	$ -	$ -	$ -	$ -	$ -	$ -
CONSTRUCTION	$ 716,663	$ 112,810	$ 200,000	$ 200,000	$ 200,000	$ 200,000	$ 200,000	$ 200,000	$ 200,000	$ 2,229,473
CONST. ENGINEERING	$ 84,313	$ 13,272	$ -	$ -	$ -	$ -	$ -	$ -	$ -	$ 97,585
TOTAL	$ 843,133	$ 132,717	$ 200,000	$ 200,000	$ 200,000	$ 200,000	$ 200,000	$ 200,000	$ 200,000	$ 2,375,850

FUNDING SOURCES										
Fund 182 (FARP)	$ 269,007	$ -	$ -	$ -	$ -	$ -	$ -	$ -	$ -	$ 269,007
Fund 220 (Gas Tax)	$ 574,127	$ 132,717	$ 200,000	$ 200,000	$ 200,000	$ 200,000	$ 200,000	$ 200,000	$ 200,000	$ 2,106,844
TOTAL	$ 843,133	$ 132,717	$ 200,000	$ 200,000	$ 200,000	$ 200,000	$ 200,000	$ 200,000	$ 200,000	$ 2,375,850

Project Manager Approval: Eric Aulls

PROJECT 7322

STREET IMPROVEMENTS -
COUNTRY HILLS SUBDIVISION PAVEMENT/WATER REHABILITATION

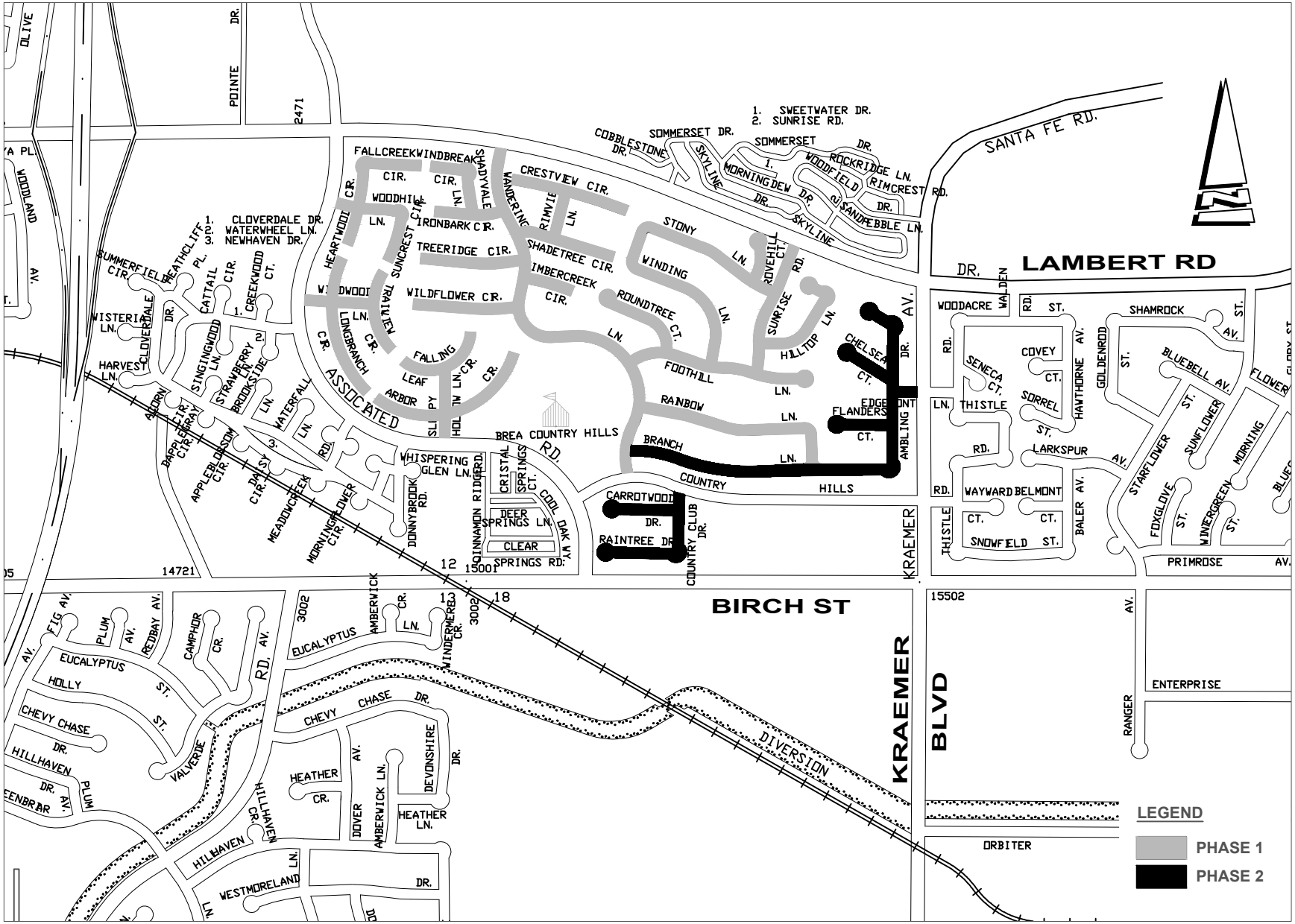

VICINITY MAP

NOT TO SCALE

PROJECT 7322

STREET IMPROVEMENTS - COUNTRY HILLS SUBDIVISION PAVEMENT/WATER REHABILITATION

This project rehabilitated the existing streets within the County Hills subdivision pursuant to the City's Pavement Management Plan (PMP). Additionally, the existing water connections throughout the area were replaced. The improvements also included updating curb, gutter, and ADA ramps.

PROJECT	Estimated Expenditures to Date	Estimated Carryover FY24-25	Proposed 2025-26	Proposed 2026-27	Proposed 2027-28	Proposed 2028-29	Proposed 2029-30	Proposed 2030-31	Proposed 2031-32	Total Budget
DESIGN	$ 427,613	$ 28,870	$ -	$ -	$ -	$ -	$ -	$ -	$ -	$ 456,483
RIGHT OF WAY	$ -	$ -	$ -	$ -	$ -	$ -	$ -	$ -	$ -	$ -
CONSTRUCTION	$ 7,269,417	$ 490,792	$ -	$ -	$ -	$ -	$ -	$ -	$ -	$ 7,760,208
CONST. ENGINEERING	$ 855,226	$ 57,740	$ -	$ -	$ -	$ -	$ -	$ -	$ -	$ 912,966
TOTAL	$ 8,552,255	$ 577,402	$ -	$ -	$ -	$ -	$ -	$ -	$ -	$ 9,129,657

FUNDING SOURCES										
Fund 220 (Gas Tax)	$ 603,234	$ 144,766	$ -	$ -	$ -	$ -	$ -	$ -	$ -	$ 748,000
Fund 221 (RMRA)	$ -	$ -	$ -	$ -	$ -	$ -	$ -	$ -	$ -	$ -
Fund 260 (Measure M)	$ 1,315,000	$ 300,000	$ -	$ -	$ -	$ -	$ -	$ -	$ -	$ 1,615,000
Fund 420 (Water)	$ 6,634,021	$ 132,636	$ -	$ -	$ -	$ -	$ -	$ -	$ -	$ 6,766,657
TOTAL	$ 8,552,255	$ 577,402	$ -	$ -	$ -	$ -	$ -	$ -	$ -	$ 9,129,657

Project Manager Approval: Angelica Flores

PROJECT 7326
STREET IMPROVEMENTS - WALNUT WAY
STREET IMPROVEMENTS

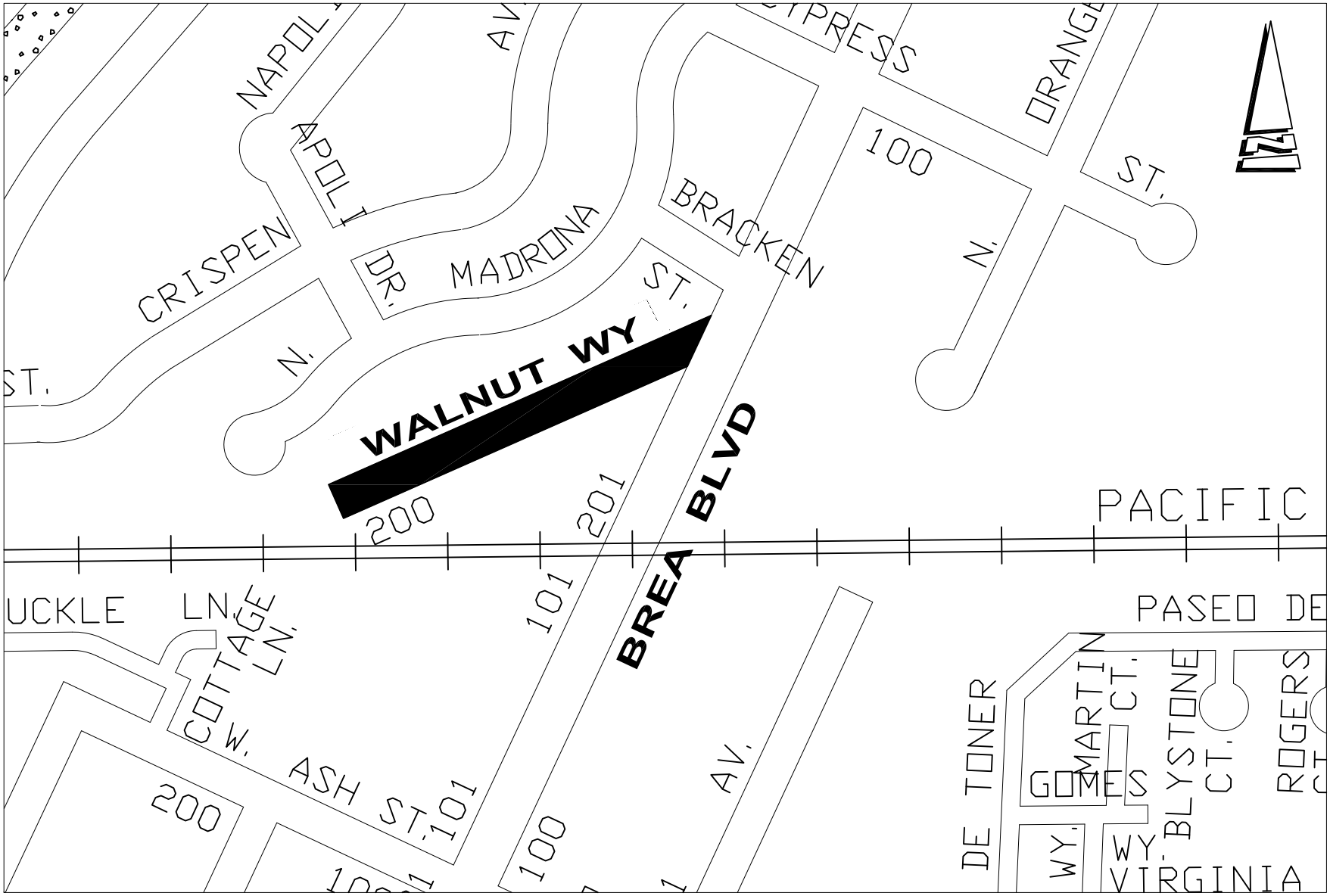

VICINITY MAP

NOT TO SCALE

PROJECT 7326
STREET IMPROVEMENTS - WALNUT WAY STREET IMPROVEMENTS

This project will rehabilitate the residential roadway on Walnut Way, located south of Bracken Street and west of Brea Boulevard. This project also includes the removal and replacement of the existing sanitary sewer mainline located within Walnut Way.

PROJECT	Estimated Expenditures to Date	Estimated Carryover FY24-25	Proposed 2025-26	Proposed 2026-27	Proposed 2027-28	Proposed 2028-29	Proposed 2029-30	Proposed 2030-31	Proposed 2031-32	Total Budget
DESIGN	$ 49,645	$ 345,355	$ 40,000	$ -	$ 50,000	$ -	$ -	$ -	$ -	$ 485,000
RIGHT OF WAY	$ -	$ -	$ -	$ -	$ -	$ -	$ -	$ -	$ -	$ -
CONSTRUCTION	$ -	$ -	$ 320,000	$ -	$ 600,000	$ -	$ -	$ -	$ -	$ 920,000
CONST. ENGINEERING	$ -	$ -	$ 40,000	$ -	$ 50,000	$ -	$ -	$ -	$ -	$ 90,000
TOTAL	$ 49,645	$ 345,355	$ 400,000	$ -	$ 700,000	$ -	$ -	$ -	$ -	$ 1,495,000

FUNDING SOURCES										
Fund 220 (Gas Tax)	$ 49,645	$ 31,327	$ -	$ -	$ 200,000	$ -	$ -	$ -	$ -	$ 280,972
Fund 260 (Measure M)			$ -	$ -	$ 500,000	$ -	$ -	$ -	$ -	$ 500,000
Fund 430 (Sewer)	$ -	$ 314,028	$ 400,000	$ -	$ -	$ -	$ -	$ -	$ -	$ 714,028
TOTAL	$ 49,645	$ 345,355	$ 400,000	$ -	$ 700,000	$ -	$ -	$ -	$ -	$ 1,495,000

Project Manager Approval: Rudy Correa

PROJECT 7327

STREET IMPROVEMENTS - CENTRAL AVE & STATE COLLEGE STREET IMPROVEMENTS

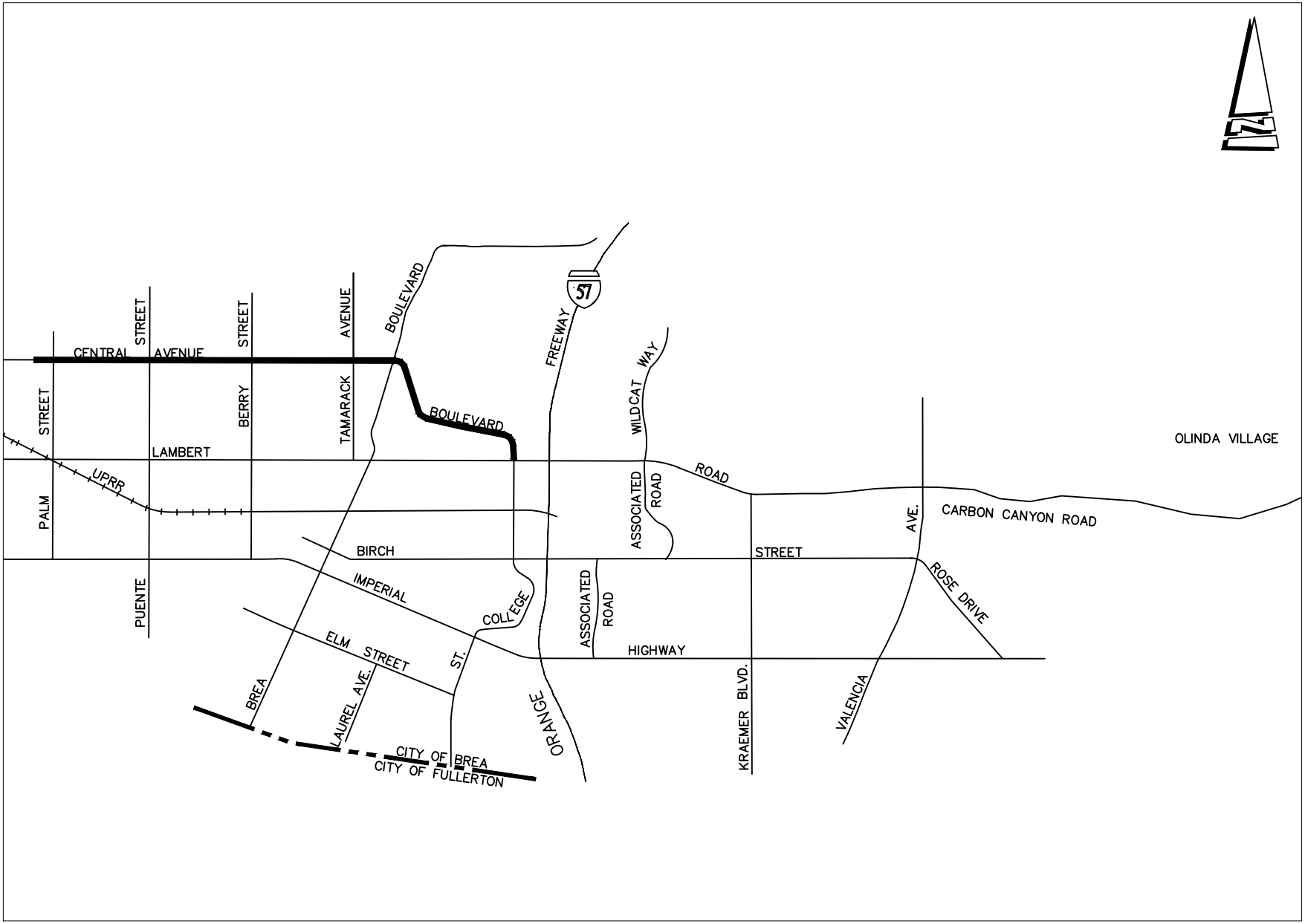

VICINITY MAP

NOT TO SCALE

PROJECT 7327

STREET IMPROVEMENTS - CENTRAL AVE & STATE COLLEGE STREET IMPROVEMENTS

This project will improve the pavement on Central Avenue and State College Boulevard between the western City limits and Lambert Road, pursuant to the City's Pavement Management Plan. The improvements will include paving upgrades, the removal and reconstruction of curb, gutter, and ADA ramps, as well as the removal and replacement of existing water mains, services, and water infrastructure within the project limits.

PROJECT	Estimated Expenditures to Date	Estimated Carryover FY24-25	Proposed 2025-26	Proposed 2026-27	Proposed 2027-28	Proposed 2028-29	Proposed 2029-30	Proposed 2030-31	Proposed 2031-32	Total Budget
DESIGN	$ 206,646	$ 513,353	$ -	$ -	$ -	$ -	$ -	$ -	$ 150,000	$ 869,999
RIGHT OF WAY	$ -	$ -	$ -	$ -	$ -	$ -	$ -	$ -	$ -	$ -
CONSTRUCTION	$ -	$ -	$ -	$ -	$ -	$ -	$ -	$ -	$ 1,350,000	$ 1,350,000
CONST. ENGINEERING	$ -	$ -	$ -	$ -	$ -	$ -	$ -	$ -	$ -	$ -
TOTAL	$ 206,646	$ 513,353	$ -	$ -	$ -	$ -	$ -	$ -	$ 1,500,000	$ 2,219,999

FUNDING SOURCES										
Fund 220 (Gas Tax)	$ 71,264	$ 498,735	$ -	$ -	$ -	$ -	$ -	$ -	$ 750,000	$ 1,319,999
Fund 260 (Measure M)	$ -	$ -	$ -	$ -	$ -	$ -	$ -	$ -	$ 750,000	$ 750,000
Fund 420 (Water)	$ 135,382	$ 14,618	$ -	$ -	$ -	$ -	$ -	$ -	$ -	$ 150,000
TOTAL	$ 206,646	$ 513,353	$ -	$ -	$ -	$ -	$ -	$ -	$ 1,500,000	$ 2,219,999

Project Manager Approval: Ryan Chapman

PROJECT 7328

STREET IMPROVEMENTS - BREA DOWNTOWN PARKLETS PROJECT

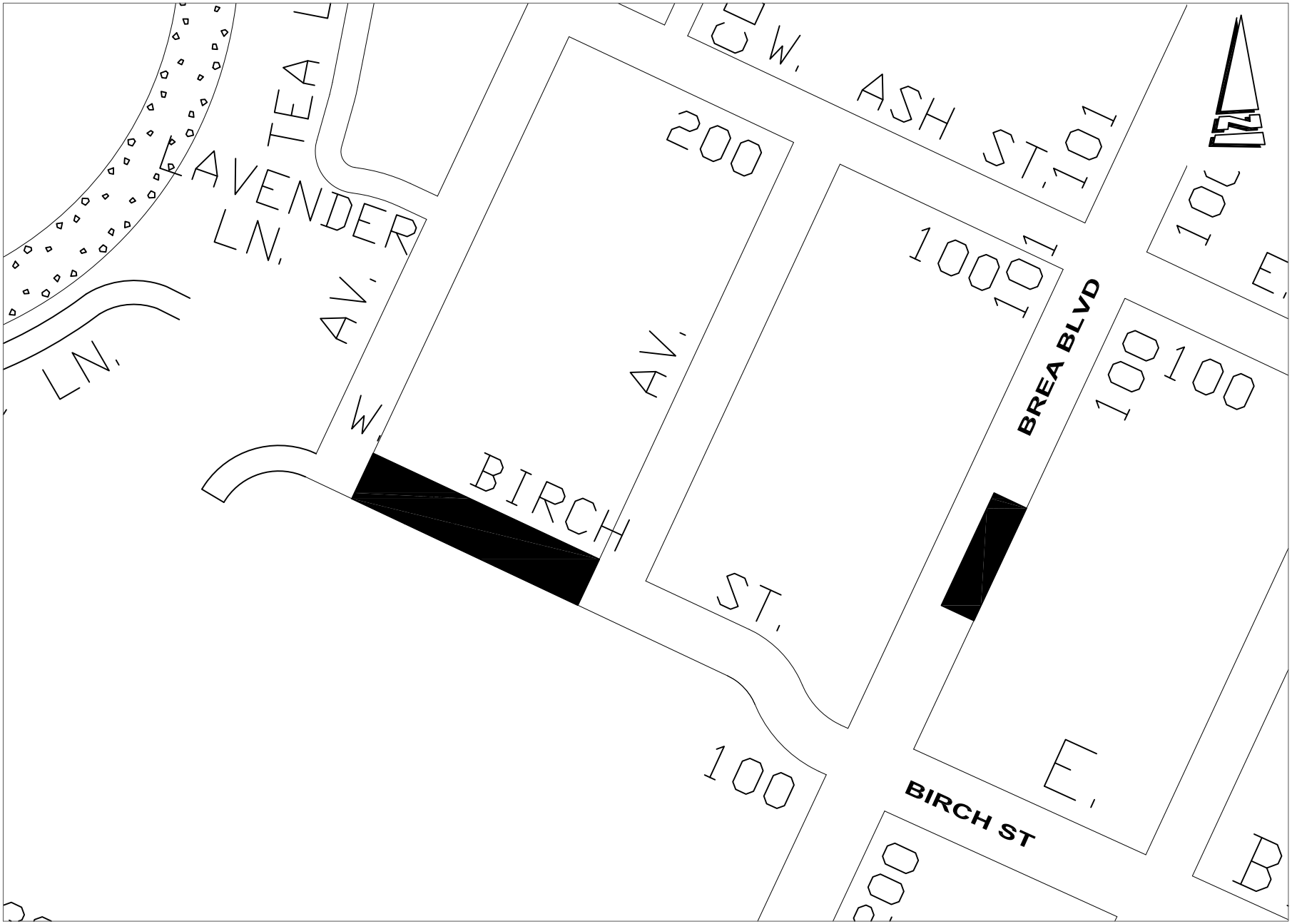

VICINITY MAP

NOT TO SCALE

PROJECT 7328
STREET IMPROVEMENTS - BREA DOWNTOWN PARKLETS PROJECT

This project constructed parklets on Birch Street between Madrona Avenue and Walnut Avenue, and on the east side of Brea Boulevard between Birch Street and Ash Street. Improvements included hardscaping, landscaping, and the installation of various pedestrian amenities within the project limits.

PROJECT	Estimated Expenditures to Date	Estimated Carryover FY24-25	Proposed 2025-26	Proposed 2026-27	Proposed 2027-28	Proposed 2028-29	Proposed 2029-30	Proposed 2030-31	Proposed 2031-32	Total Budget
DESIGN	$ 21,679	$ 19,821	$ -	$ -	$ -	$ -	$ -	$ -	$ -	$ 41,500
RIGHT OF WAY	$ -	$ -	$ -	$ -	$ -	$ -	$ -	$ -	$ -	$ -
CONSTRUCTION	$ 368,544	$ 336,956	$ -	$ -	$ -	$ -	$ -	$ -	$ -	$ 705,500
CONST. ENGINEERING	$ 43,358	$ 39,642	$ -	$ -	$ -	$ -	$ -	$ -	$ -	$ 83,000
TOTAL	$ 433,581	$ 396,419	$ -	$ -	$ -	$ -	$ -	$ -	$ -	$ 830,000

FUNDING SOURCES										
Fund 140 (C.B.E.D.)	$ 433,581	$ 396,419	$ -	$ -	$ -	$ -	$ -	$ -	$ -	$ 830,000
TOTAL	$ 433,581	$ 396,419	$ -	$ -	$ -	$ -	$ -	$ -	$ -	$ 830,000

Project Manager Approval: Michael Ho

PROJECT 7329

STREET IMPROVEMENTS -

BIRCH STREET IMPROVEMENTS S. ASSOCIATED TO VALENCIA

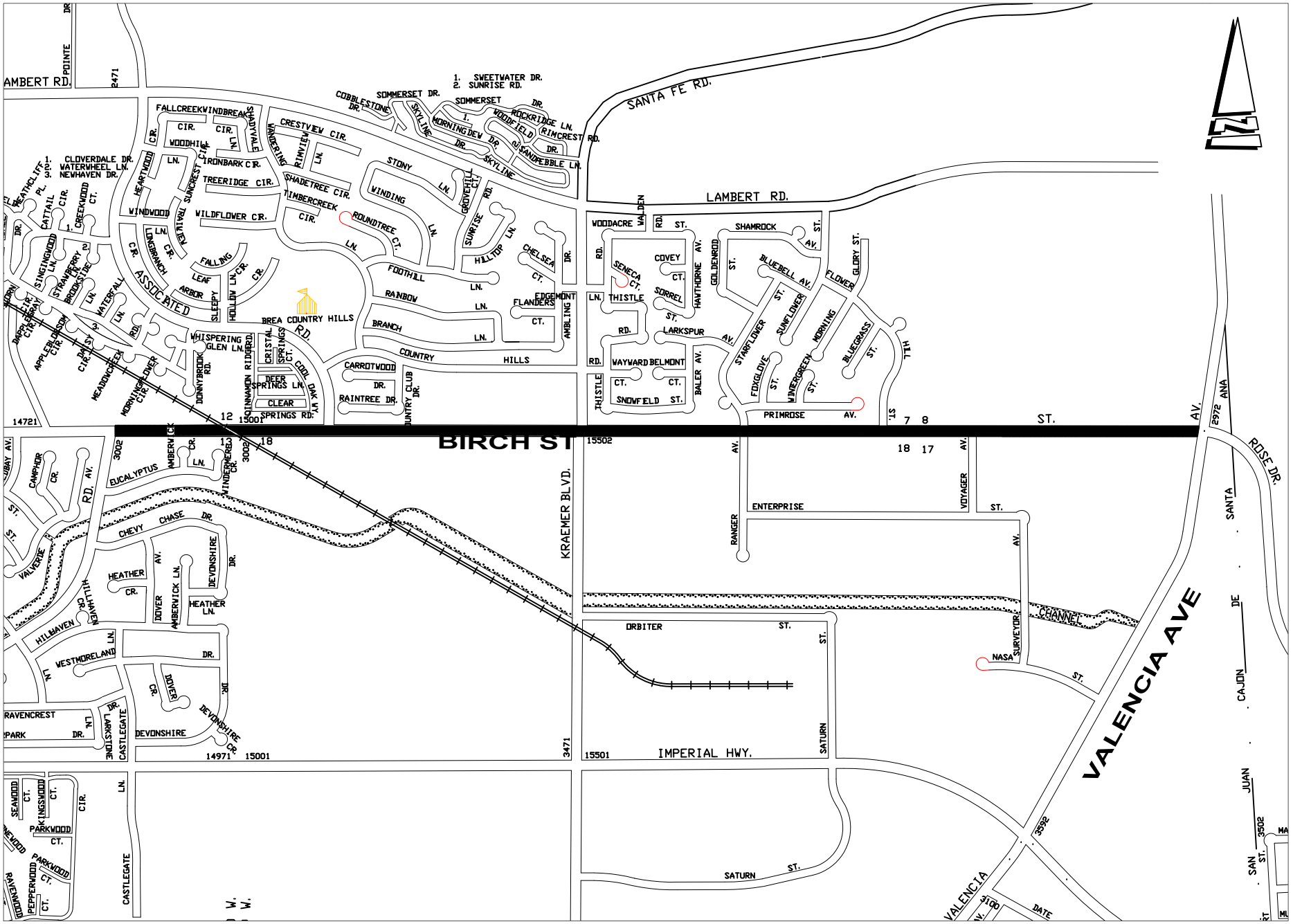

VICINITY MAP

NOT TO SCALE

PROJECT 7329
STREET IMPROVEMENTS - BIRCH ST. IMPROVEMENTS S. ASSOCIATED TO VALENCIA

This project will improve the pavement on Birch Street between S. Associated Road and Valencia Avenue, pursuant to the City's Pavement Management Plan. The improvements will include paving upgrades, the removal and reconstruction of curb, gutter, and ADA ramps, as well as the removal and replacement of existing water mains and an exisitng PRV vault at the intersection of Birch Street and Kraemer Avenue.

PROJECT	Estimated Expenditures to Date	Estimated Carryover FY24-25	Proposed 2025-26	Proposed 2026-27	Proposed 2027-28	Proposed 2028-29	Proposed 2029-30	Proposed 2030-31	Proposed 2031-32	Total Budget
DESIGN	$ 357,595	$ 3,592,406	$ 50,000	$ -	$ -	$ -	$ -	$ 275,000	$ -	$ 4,275,001
RIGHT OF WAY	$ -	$ -	$ -	$ -	$ -	$ -	$ -	$ -	$ -	$ -
CONSTRUCTION	$ -	$ -	$ 400,000	$ -	$ -	$ -	$ -	$ 2,475,000	$ -	$ 2,875,000
CONST. ENGINEERING	$ -	$ -	$ 50,000	$ -	$ -	$ -	$ -	$ -	$ -	$ 50,000
TOTAL	$ 357,595	$ 3,592,406	$ 500,000	$ -	$ -	$ -	$ -	$ 2,750,000	$ -	$ 7,200,001

FUNDING SOURCES										
Fund 221 (RMRA)	$ 307,595	$ 3,592,406	$ 250,000	$ -	$ -	$ -	$ -	$ 1,375,000	$ -	$ 5,525,001
Fund 260 (Measure M)	$ -	$ -	$ 250,000	$ -	$ -	$ -	$ -	$ 1,375,000	$ -	$ 1,625,000
Fund 420 (Water)	$ 50,000	$ -	$ -	$ -	$ -	$ -	$ -	$ -	$ -	$ 50,000
TOTAL	$ 357,595	$ 3,592,406	$ 500,000	$ -	$ -	$ -	$ -	$ 2,750,000	$ -	$ 7,200,001

Project Manager Approval: Ryan Chapman

PROJECT 7332

STREET IMPROVEMENTS - CITYWIDE STREET LIGHT LED UPGRADES

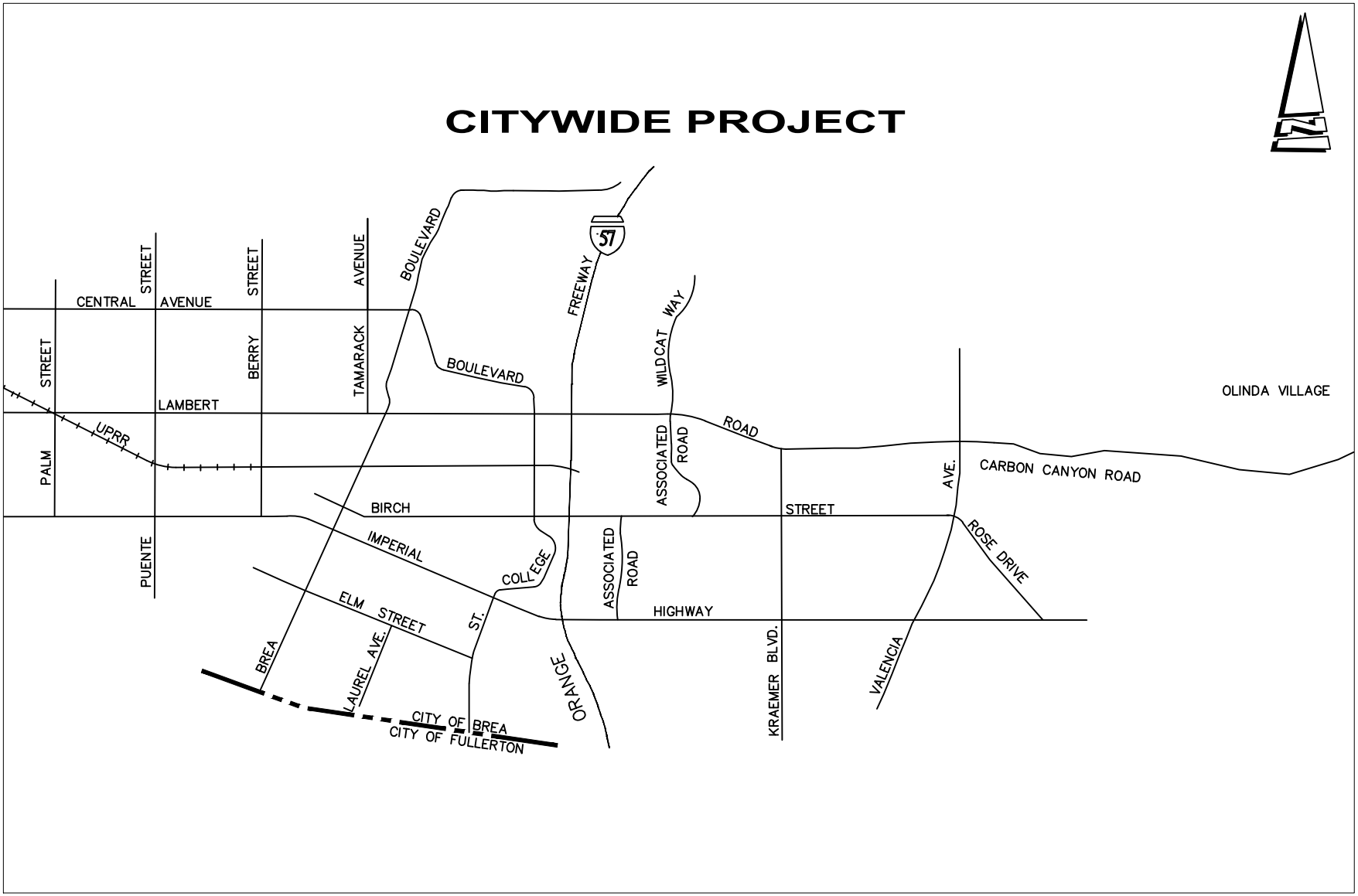

VICINITY MAP

NOT TO SCALE

PROJECT 7332
STREET IMPROVEMENTS - CITYWIDE STREET LIGHT LED UPGRADES

This project will replace all existing inductive street lighting heads within the City to LED street lighting heads.

PROJECT	Estimated Expenditures to Date	Estimated Carryover FY24-25	Proposed 2025-26	Proposed 2026-27	Proposed 2027-28	Proposed 2028-29	Proposed 2029-30	Proposed 2030-31	Proposed 2031-32	Total Budget
DESIGN	$ -	$ -	$ -	$ -	$ -	$ -	$ -	$ -	$ -	$ -
RIGHT OF WAY	$ -	$ -	$ -	$ -	$ -	$ -	$ -	$ -	$ -	$ -
CONSTRUCTION	$ -	$ -	$ -	$ -	$ -	$ -	$ -	$ -	$ 975,000	$ 975,000
CONST. ENGINEERING	$ -	$ -	$ -	$ -	$ -	$ -	$ -	$ -	$ -	$ -
TOTAL	$ -	$ -	$ -	$ -	$ -	$ -	$ -	$ -	$ 975,000	$ 975,000

FUNDING SOURCES										
Fund 182 (FARP)	$ -	$ -	$ -	$ -	$ -	$ -	$ -	$ -	$ -	$ -
Fund 220 (Gas Tax)	$ -	$ -	$ -	$ -	$ -	$ -	$ -	$ -	$ 975,000	$ 975,000
TOTAL	$ -	$ -	$ -	$ -	$ -	$ -	$ -	$ -	$ 975,000	$ 975,000

Project Manager Approval: Eric Aulls

PROJECT 7333

STREET IMPROVEMENTS -
FLOWER AVENUE STREET IMPROVEMENTS

VICINITY MAP

NOT TO SCALE

PROJECT 7333
STREET IMPROVEMENTS - FLOWER AVENUE STREET IMPROVEMENTS

This project will modify Flower Avenue and the intersection of Imperial Highway & Flower Avenue to increase the use of active transportation modes and enhance the safety and mobility of pedestrians walking and biking. Improvements will also include updating curb, gutter, sidewalk, and making utility modifications.

PROJECT	Estimated Expenditures to Date	Estimated Carryover FY24-25	Proposed 2025-26	Proposed 2026-27	Proposed 2027-28	Proposed 2028-29	Proposed 2029-30	Proposed 2030-31	Proposed 2031-32	Total Budget
DESIGN	$ 3,750	$ 1,250	$ -	$ -	$ -	$ -	$ -	$ -	$ -	$ 5,000
RIGHT OF WAY	$ -	$ -	$ -	$ -	$ -	$ -	$ -	$ -	$ -	$ -
CONSTRUCTION	$ 63,750	$ 21,250	$ -	$ -	$ -	$ -	$ -	$ -	$ -	$ 85,000
CONST. ENGINEERING	$ 7,500	$ 2,500	$ -	$ -	$ -	$ -	$ -	$ -	$ -	$ 10,000
TOTAL	$ 75,000	$ 25,000	$ -	$ -	$ -	$ -	$ -	$ -	$ -	$ 100,000

FUNDING SOURCES										
Other (Funded)	$ 75,000	$ 25,000	$ -	$ -	$ -	$ -	$ -	$ -	$ -	$ 100,000
TOTAL	$ 75,000	$ 25,000	$ -	$ -	$ -	$ -	$ -	$ -	$ -	$ 100,000

Project Manager Approval: Ryan Chapman

PROJECT 7334

STREET IMPROVEMENTS -
PALM STREET PAVING IMPROVEMENTS

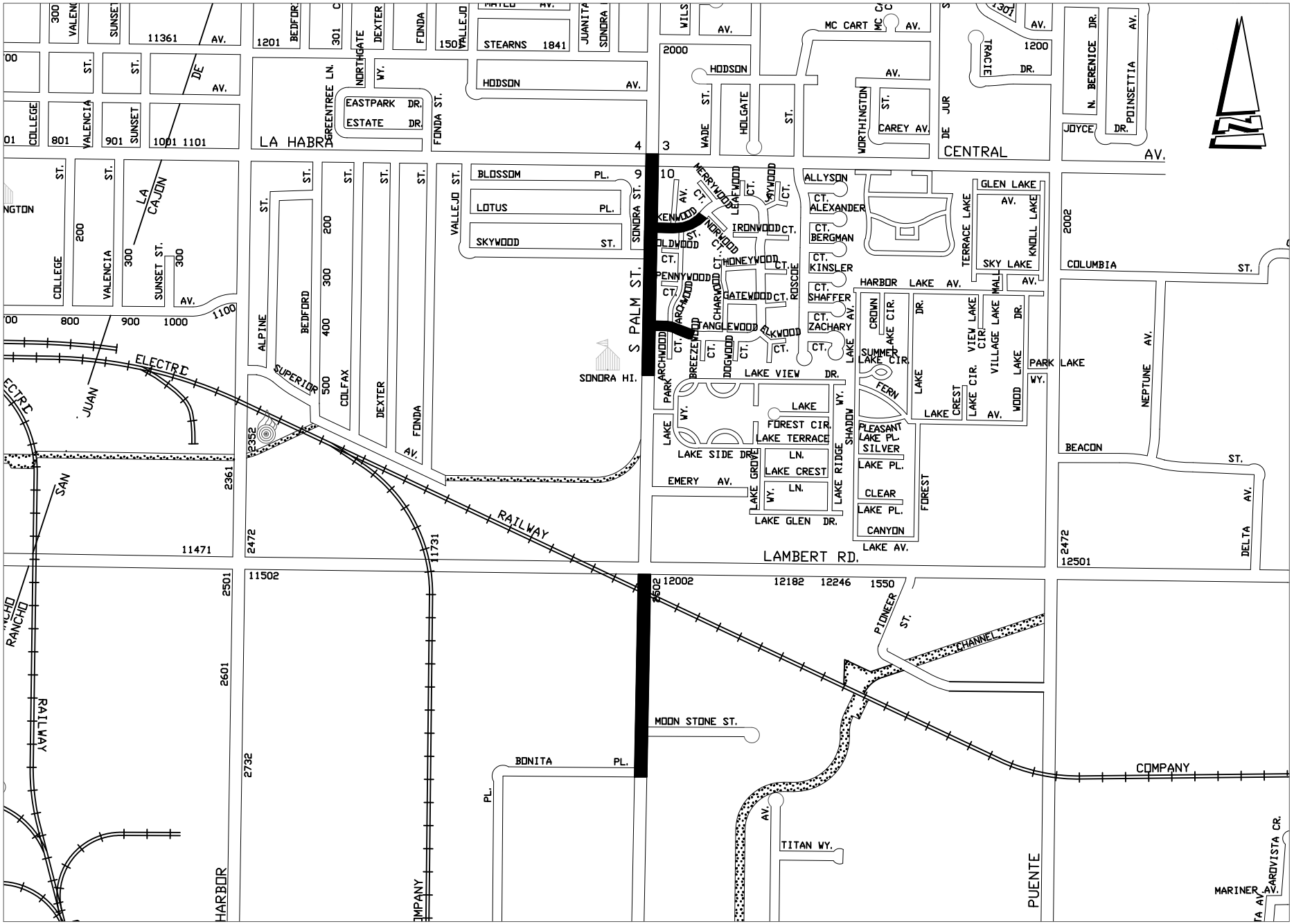

VICINITY MAP

NOT TO SCALE

PROJECT 7334
STREET IMPROVEMENTS - PALM STREET PAVING IMPROVEMENTS

This project will rehabilitate the existing roadway of Palm Street from Bonita Place to W. Central Avenue within the City limits. Improvements will also include updating curb, gutter, ADA ramps, sidewalks, and drainage improvements.

PROJECT	Estimated Expenditures to Date	Estimated Carryover FY24-25	Proposed 2025-26	Proposed 2026-27	Proposed 2027-28	Proposed 2028-29	Proposed 2029-30	Proposed 2030-31	Proposed 2031-32	Total Budget
DESIGN	$ -	$ -	$ 130,000	$ -	$ -	$ -	$ -	$ -	$ -	$ 130,000
RIGHT OF WAY	$ -	$ -	$ -	$ -	$ -	$ -	$ -	$ -	$ -	$ -
CONSTRUCTION	$ -	$ -	$ 1,170,000	$ -	$ -	$ -	$ -	$ -	$ -	$ 1,170,000
CONST. ENGINEERING	$ -	$ -	$ -	$ -	$ -	$ -	$ -	$ -	$ -	$ -
TOTAL	$ -	$ -	$ 1,300,000	$ -	$ -	$ -	$ -	$ -	$ -	$ 1,300,000

FUNDING SOURCES										
Fund 220 (Gas Tax)	$ -	$ -	$ 390,000	$ -	$ -	$ -	$ -	$ -	$ -	$ 390,000
Fund 260 (Measure M)	$ -	$ -	$ 910,000	$ -	$ -	$ -	$ -	$ -	$ -	$ 910,000
TOTAL	$ -	$ -	$ 1,300,000	$ -	$ -	$ -	$ -	$ -	$ -	$ 1,300,000

Project Manager Approval: Ryan Chapman

PROJECT 7335

STREET IMPROVEMENTS - BIRCH STREET IMPROVEMENTS
BREA BLVD. TO S. ASSOCIATED RD.

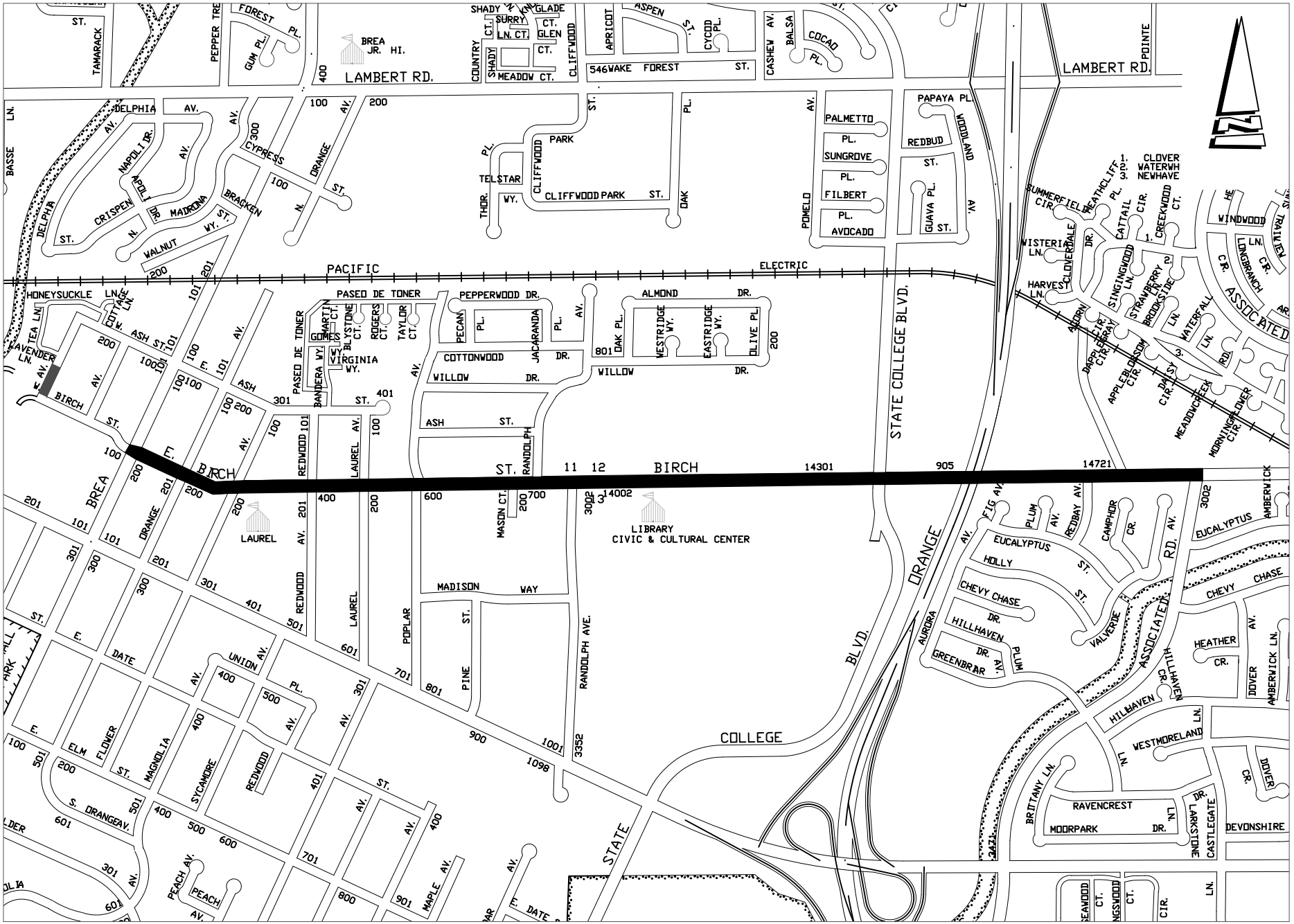

VICINITY MAP

NOT TO SCALE

PROJECT 7335
STREET IMPROVEMENTS - BIRCH ST. IMPROVEMENTS BREA BLVD. TO S. ASSOCIATED RD.

This project will improve the pavement on Birch Street, from Brea Boulevard to South Associated Road, pursuant to the City's Pavement Management Plan. The improvements will include paving upgrades, the removal and reconstruction of curb, gutter, sidewalk, and ADA ramps.

PROJECT	Estimated Expenditures to Date	Estimated Carryover FY24-25	Proposed 2025-26	Proposed 2026-27	Proposed 2027-28	Proposed 2028-29	Proposed 2029-30	Proposed 2030-31	Proposed 2031-32	Total Budget
DESIGN	$ -	$ -	$ -	$ -	$ -	$ 100,000	$ 100,000	$ -	$ -	$ 200,000
RIGHT OF WAY	$ -	$ -	$ -	$ -	$ -	$ -	$ -	$ -	$ -	$ -
CONSTRUCTION	$ -	$ -	$ -	$ -	$ -	$ 2,500,000	$ 2,500,000	$ -	$ -	$ 5,000,000
CONST. ENGINEERING	$ -	$ -	$ -	$ -	$ -	$ 150,000	$ 150,000	$ -	$ -	$ 300,000
TOTAL	$ -	$ -	$ -	$ -	$ -	$ 2,750,000	$ 2,750,000	$ -	$ -	$ 5,500,000

FUNDING SOURCES										
Fund 221 (RMRA)	$ -	$ -	$ -	$ -	$ -	$ 1,375,000	$ 1,375,000	$ -	$ -	$ 2,750,000
Fund 260 (Measure M)	$ -	$ -	$ -	$ -	$ -	$ 1,375,000	$ 1,375,000	$ -	$ -	$ 2,750,000
TOTAL	$ -	$ -	$ -	$ -	$ -	$ 2,750,000	$ 2,750,000	$ -	$ -	$ 5,500,000

Project Manager Approval: Ryan Chapman

PROJECT 7336

STREET IMPROVEMENTS -
RANDOLPH AVENUE STREET IMPROVEMENTS

VICINITY MAP

NOT TO SCALE

PROJECT 7336
STREET IMPROVEMENTS - RANDOLPH AVE. STREET IMPROVEMENTS

This project will improve the pavement on Randolph Avenue, from Birch Street to Imperial Highway, pursuant to the City's Pavement Management Plan. The improvements will include paving upgrades, the removal and reconstruction of curb, gutter, sidewalk, and ADA ramps.

PROJECT	Estimated Expenditures to Date	Estimated Carryover FY24-25	Proposed 2025-26	Proposed 2026-27	Proposed 2027-28	Proposed 2028-29	Proposed 2029-30	Proposed 2030-31	Proposed 2031-32	Total Budget
DESIGN	$ -	$ -	$ -	$ -	$ -	$ -	$ -	$ -	$ 150,000	$ 150,000
RIGHT OF WAY	$ -	$ -	$ -	$ -	$ -	$ -	$ -	$ -	$ -	$ -
CONSTRUCTION	$ -	$ -	$ -	$ -	$ -	$ -	$ -	$ -	$ 1,350,000	$ 1,350,000
CONST. ENGINEERING	$ -	$ -	$ -	$ -	$ -	$ -	$ -	$ -	$ -	$ -
TOTAL	$ -	$ -	$ -	$ -	$ -	$ -	$ -	$ -	$ 1,500,000	$ 1,500,000

FUNDING SOURCES										
Fund 221 (RMRA)	$ -	$ -	$ -	$ -	$ -	$ -	$ -	$ -	$ 750,000	$ 750,000
Fund 260 (Measure M)	$ -	$ -	$ -	$ -	$ -	$ -	$ -	$ -	$ 750,000	$ 750,000
TOTAL	$ -	$ -	$ -	$ -	$ -	$ -	$ -	$ -	$ 1,500,000	$ 1,500,000

Project Manager Approval: Ryan Chapman

PROJECT 7337

STREET IMPROVEMENTS - TANGLEWOOD STREET PAVING IMPROVEMENTS

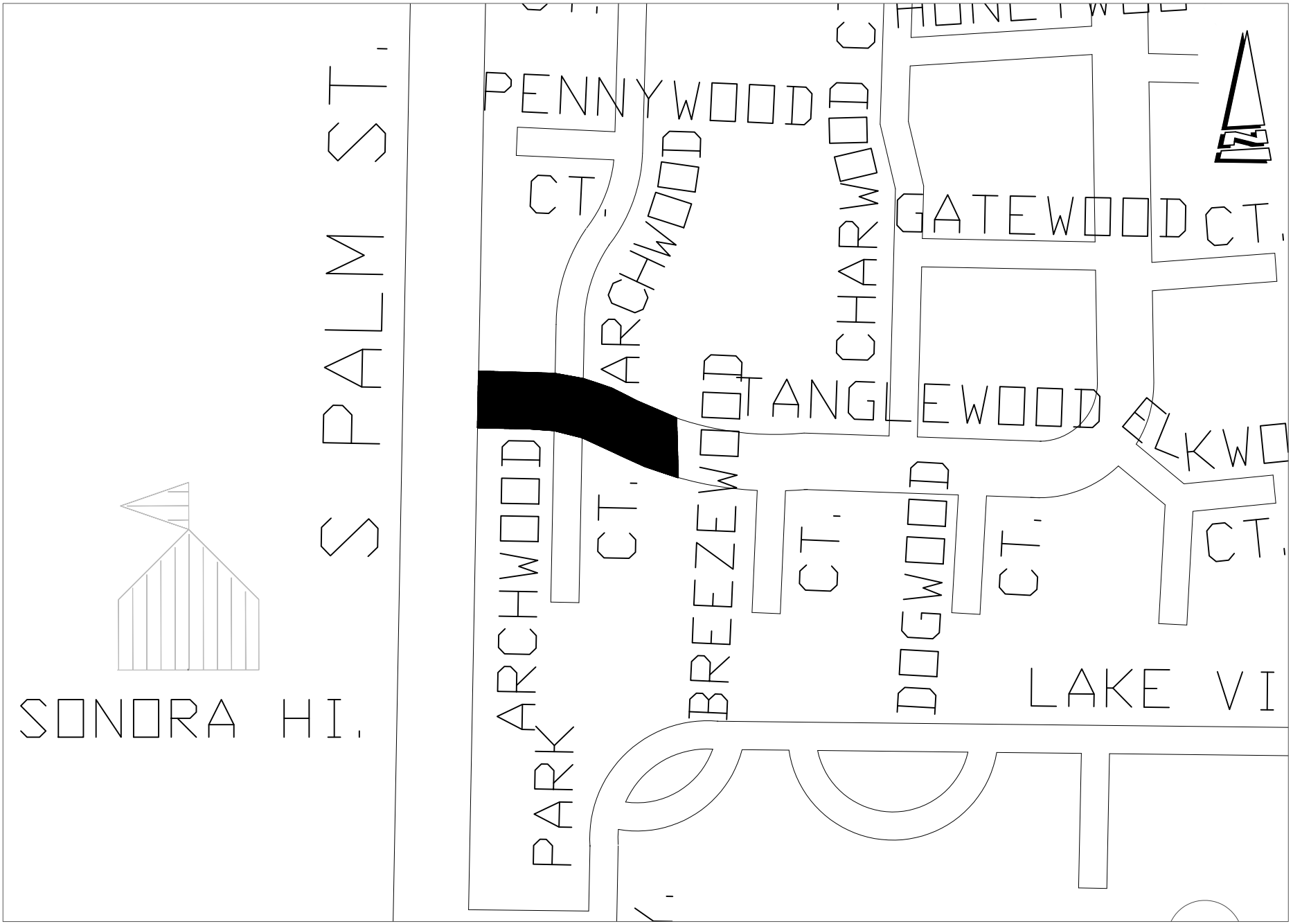

VICINITY MAP

NOT TO SCALE

PROJECT 7337
STREET IMPROVEMENTS - TANGLEWOOD STREET PAVING IMPROVEMENTS

This project will improve the pavement on Tanglewood Street adjacent to the intersection of Palm Street, pursuant to the City's Pavement Management Plan. The improvements will include paving upgrades, utility and trenching backfill modifications, and the removal and reconstruction of curb, gutter, sidewalk, and ADA ramps.

PROJECT	Estimated Expenditures to Date	Estimated Carryover FY24-25	Proposed 2025-26	Proposed 2026-27	Proposed 2027-28	Proposed 2028-29	Proposed 2029-30	Proposed 2030-31	Proposed 2031-32	Total Budget
DESIGN	$ -	$ -	$ 50,000	$ -	$ -	$ -	$ -	$ -	$ -	$ 50,000
RIGHT OF WAY	$ -	$ -	$ -	$ -	$ -	$ -	$ -	$ -	$ -	$ -
CONSTRUCTION	$ -	$ -	$ 400,000	$ -	$ -	$ -	$ -	$ -	$ -	$ 400,000
CONST. ENGINEERING	$ -	$ -	$ 50,000	$ -	$ -	$ -	$ -	$ -	$ -	$ 50,000
TOTAL	$ -	$ -	$ 500,000	$ -	$ -	$ -	$ -	$ -	$ -	$ 500,000

FUNDING SOURCES										
Fund 260 (Measure M)	$ -	$ -	$ 500,000	$ -	$ -	$ -	$ -	$ -	$ -	$ 500,000
TOTAL	$ -	$ -	$ 500,000	$ -	$ -	$ -	$ -	$ -	$ -	$ 500,000

Project Manager Approval: Ryan Chapman

CITY OF BREA

SEVEN-YEAR CAPITAL IMPROVEMENT PROGRAM BUDGET

FY 2025-2026 through FY 2031-2032

STORM DRAIN IMPROVEMENTS

PROJECT 7330

STORM DRAIN IMPROVEMENTS - STORM DRAIN MASTER PLAN

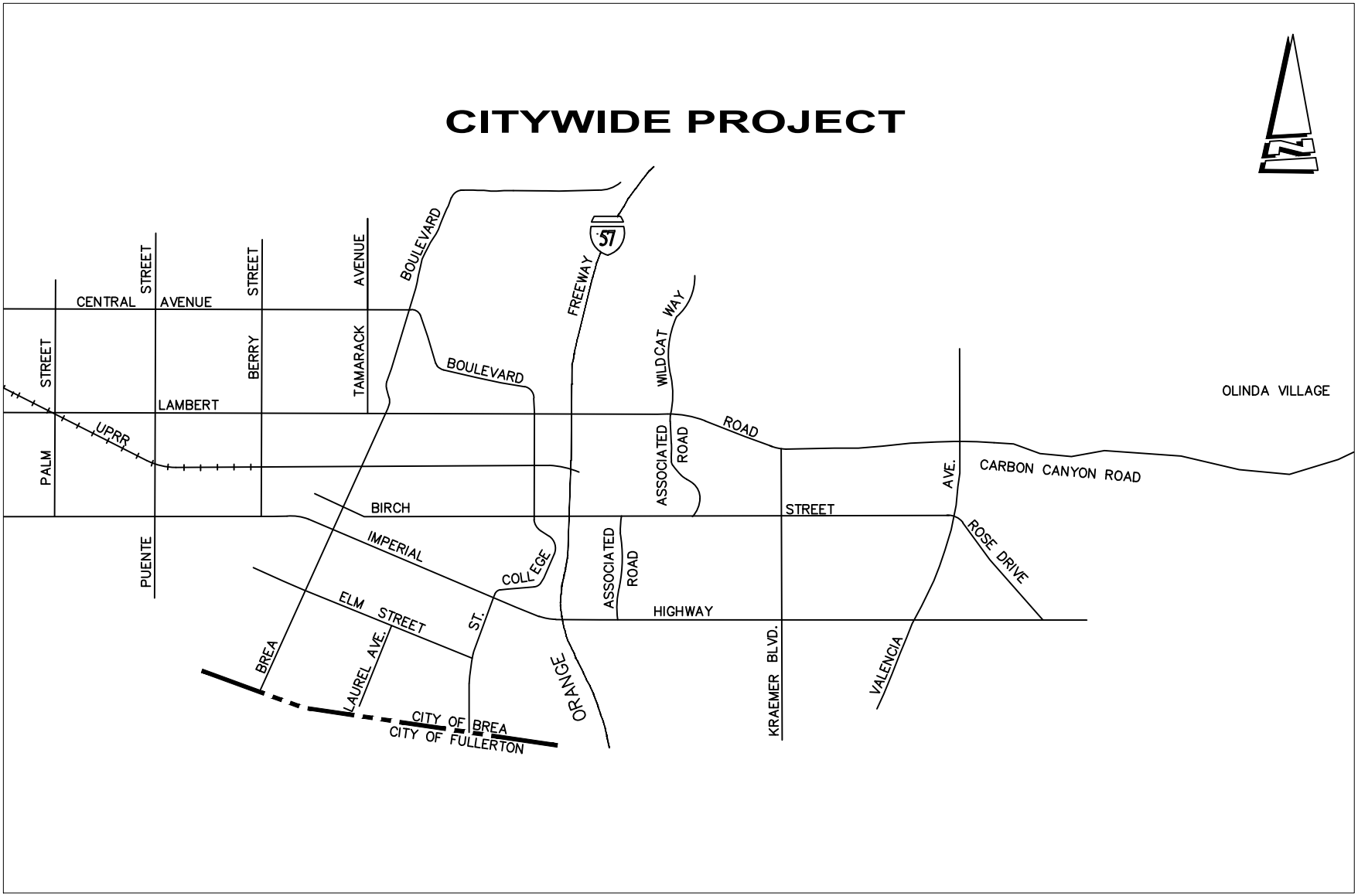

VICINITY MAP

NOT TO SCALE

PROJECT 7330
STORM DRAIN IMPROVEMENTS - STORM DRAIN MASTER PLAN

This project will include the preparation of an update to the City's Master Plan of Drainage. The update will include an analysis of the capacity of the City's existing storm drainage infrastructure, a hydrologic and hydraulic assessment, and an analysis of recommended improvement projects.

PROJECT	Estimated Expenditures to Date	Estimated Carryover FY24-25	Proposed 2025-26	Proposed 2026-27	Proposed 2027-28	Proposed 2028-29	Proposed 2029-30	Proposed 2030-31	Proposed 2031-32	Total Budget
DESIGN	$ -	$ -	$ 350,000	$ -	$ -	$ -	$ -	$ -	$ -	$ 350,000
RIGHT OF WAY	$ -	$ -	$ -	$ -	$ -	$ -	$ -	$ -	$ -	$ -
CONSTRUCTION	$ -	$ -	$ -	$ -	$ -	$ -	$ -	$ -	$ -	$ -
CONST. ENGINEERING	$ -	$ -	$ -	$ -	$ -	$ -	$ -	$ -	$ -	$ -
TOTAL	$ -	$ -	$ 350,000	$ -	$ -	$ -	$ -	$ -	$ -	$ 350,000

FUNDING SOURCES										
Fund 550 (Storm Drain)	$ -	$ -	$ 350,000	$ -	$ -	$ -	$ -	$ -	$ -	$ 350,000
TOTAL	$ -	$ -	$ 350,000	$ -	$ -	$ -	$ -	$ -	$ -	$ 350,000

Project Manager Approval: Bryan Hong

PROJECT 7952
STORM DRAIN IMPROVEMENTS - TRACKS SEGMENT 3 DRAINAGE REPAIRS

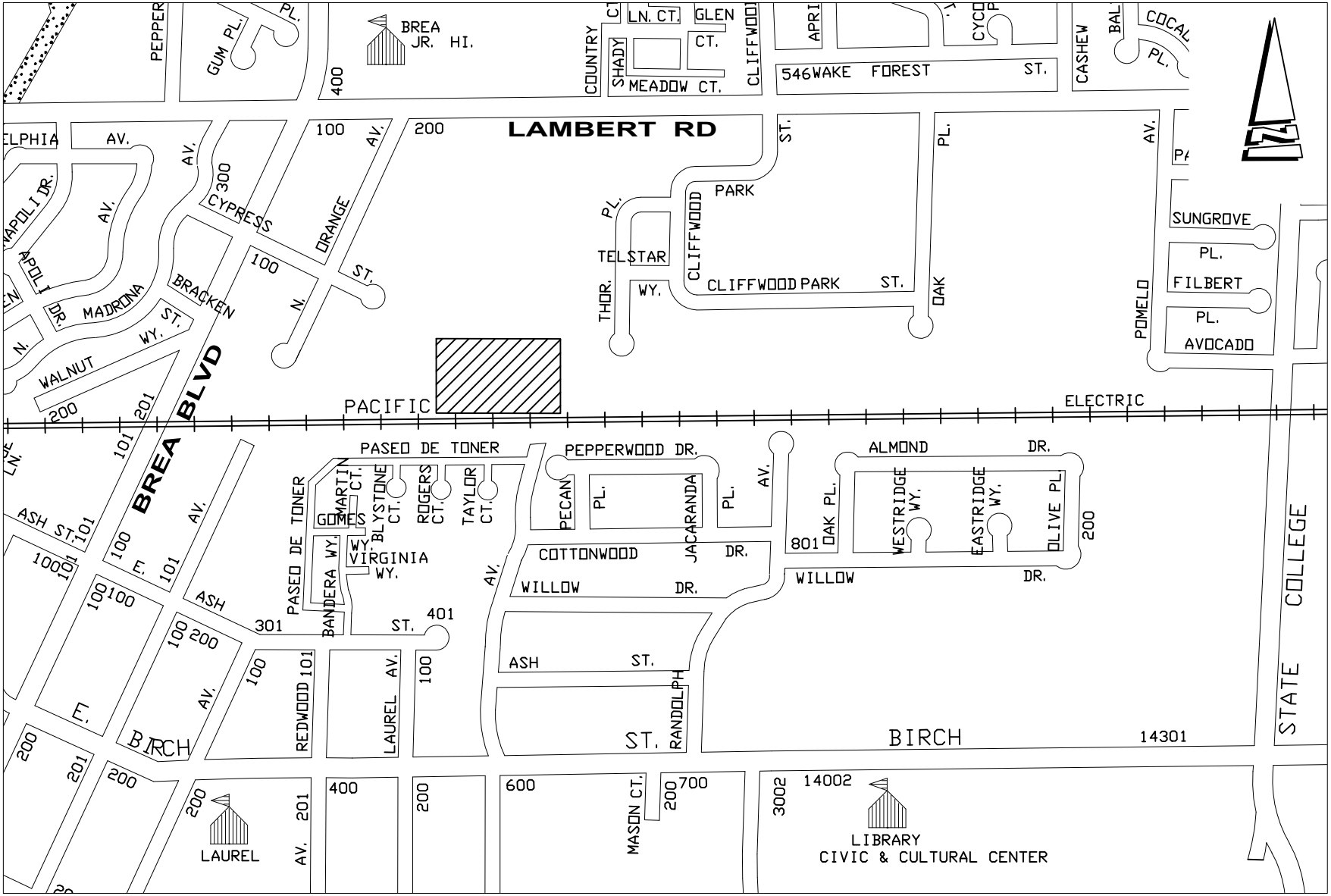

VICINITY MAP

NOT TO SCALE

PROJECT 7952
STORM DRAIN IMPROVEMENTS - TRACKS SEGMENT 3 DRAINAGE REPAIRS

This project will provide drainage improvements with the installation of storm drain pipes, inlets, and rip-rap; minor grading modifications; and the backfilling of the exiting drainage pit area.

PROJECT	Estimated Expenditures to Date	Estimated Carryover FY24-25	Proposed 2025-26	Proposed 2026-27	Proposed 2027-28	Proposed 2028-29	Proposed 2029-30	Proposed 2030-31	Proposed 2031-32	Total Budget
DESIGN	$ 10,405	$ 2,175	$ -	$ -	$ -	$ -	$ -	$ -	$ -	$ 12,580
RIGHT OF WAY	$ -	$ -	$ -	$ -	$ -	$ -	$ -	$ -	$ -	$ -
CONSTRUCTION	$ 176,884	$ 36,977	$ -	$ -	$ -	$ -	$ -	$ -	$ -	$ 213,860
CONST. ENGINEERING	$ 20,810	$ 4,350	$ -	$ -	$ -	$ -	$ -	$ -	$ -	$ 25,160
TOTAL	$ 208,098	$ 43,502	$ -	$ -	$ -	$ -	$ -	$ -	$ -	$ 251,600
FUNDING SOURCES										
Fund 410 (Urban Runoff)	$ 190,907	$ 694	$ -	$ -	$ -	$ -	$ -	$ -	$ -	$ 191,601
Other (Funded)	$ 17,192	$ 42,808	$ -	$ -	$ -	$ -	$ -	$ -	$ -	$ 60,000
TOTAL	$ 208,098	$ 43,502	$ -	$ -	$ -	$ -	$ -	$ -	$ -	$ 251,600

Project Manager Approval: Ryan Chapman

CITY OF BREA

SEVEN-YEAR CAPITAL IMPROVEMENT PROGRAM BUDGET

FY 2025-2026 through FY 2031-2032

TRAFFIC SAFETY ENHANCEMENTS

PROJECT 7218

TRAFFIC SAFETY ENHANCEMENTS - TRAFFIC SIGNAL CONTROLLER UPGRADE

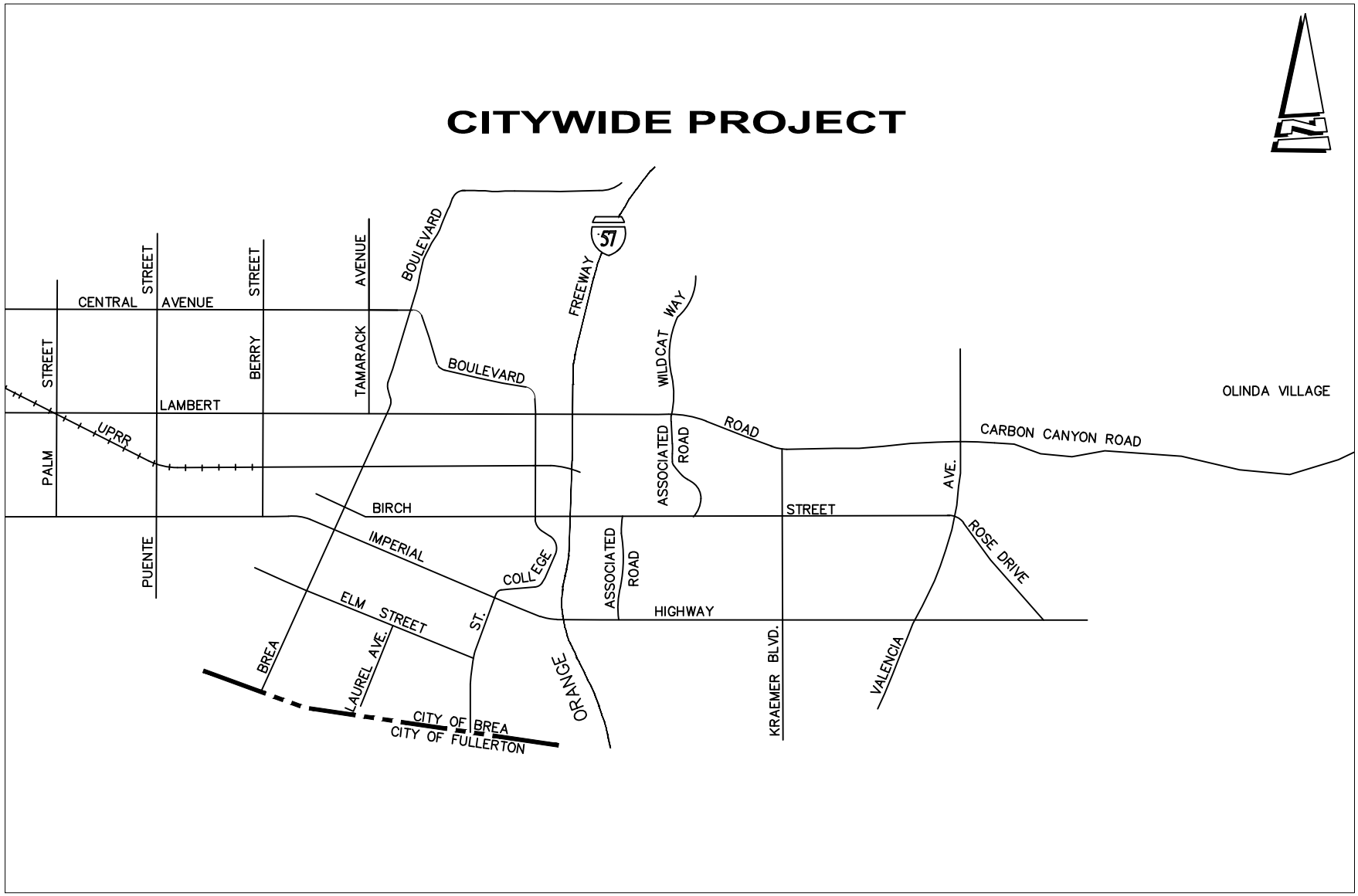

VICINITY MAP

NOT TO SCALE

PROJECT 7218
TRAFFIC SAFETY ENHANCEMENTS - TRAFFIC SIGNAL CONTROLLER UPGRADE

This project proposes to replace traffic signal controllers and cabinets, update video detection equipment, replace traffic signal heads, and make traffic safety improvements at various locations throughout the City.

PROJECT	Estimated Expenditures to Date	Estimated Carryover FY24-25	Proposed 2025-26	Proposed 2026-27	Proposed 2027-28	Proposed 2028-29	Proposed 2029-30	Proposed 2030-31	Proposed 2031-32	Total Budget
DESIGN	$ 24,149	$ 7,959	$ 25,000	$ 25,000	$ 25,000	$ 25,000	$ 25,000	$ 25,000	$ 25,000	$ 207,108
RIGHT OF WAY	$ -	$ -	$ -	$ -	$ -	$ -	$ -	$ -	$ -	$ -
CONSTRUCTION	$ 410,538	$ 135,303	$ 100,000	$ 100,000	$ 100,000	$ 100,000	$ 100,000	$ 100,000	$ 100,000	$ 1,245,841
CONST. ENGINEERING	$ 48,299	$ 15,918	$ 25,000	$ 25,000	$ 25,000	$ 25,000	$ 25,000	$ 25,000	$ 25,000	$ 239,217
TOTAL	$ 482,986	$ 159,180	$ 150,000	$ 150,000	$ 150,000	$ 150,000	$ 150,000	$ 150,000	$ 150,000	$ 1,692,166

FUNDING SOURCES										
Fund 260 (Measure M)	$ 105,079	$ 59,180	$ 100,000	$ 100,000	$ 100,000	$ 100,000	$ 100,000	$ 100,000	$ 100,000	$ 864,259
Fund 540 (Traffic Impact)	$ 377,907	$ 100,000	$ 50,000	$ 50,000	$ 50,000	$ 50,000	$ 50,000	$ 50,000	$ 50,000	$ 827,907
TOTAL	$ 482,986	$ 159,180	$ 150,000	$ 150,000	$ 150,000	$ 150,000	$ 150,000	$ 150,000	$ 150,000	$ 1,692,166

Project Manager Approval: Ryan Chapman

PROJECT 7704

TRAFFIC SAFETY ENHANCEMENTS - EMERGENCY CHANGEABLE MESSAGE SIGNS

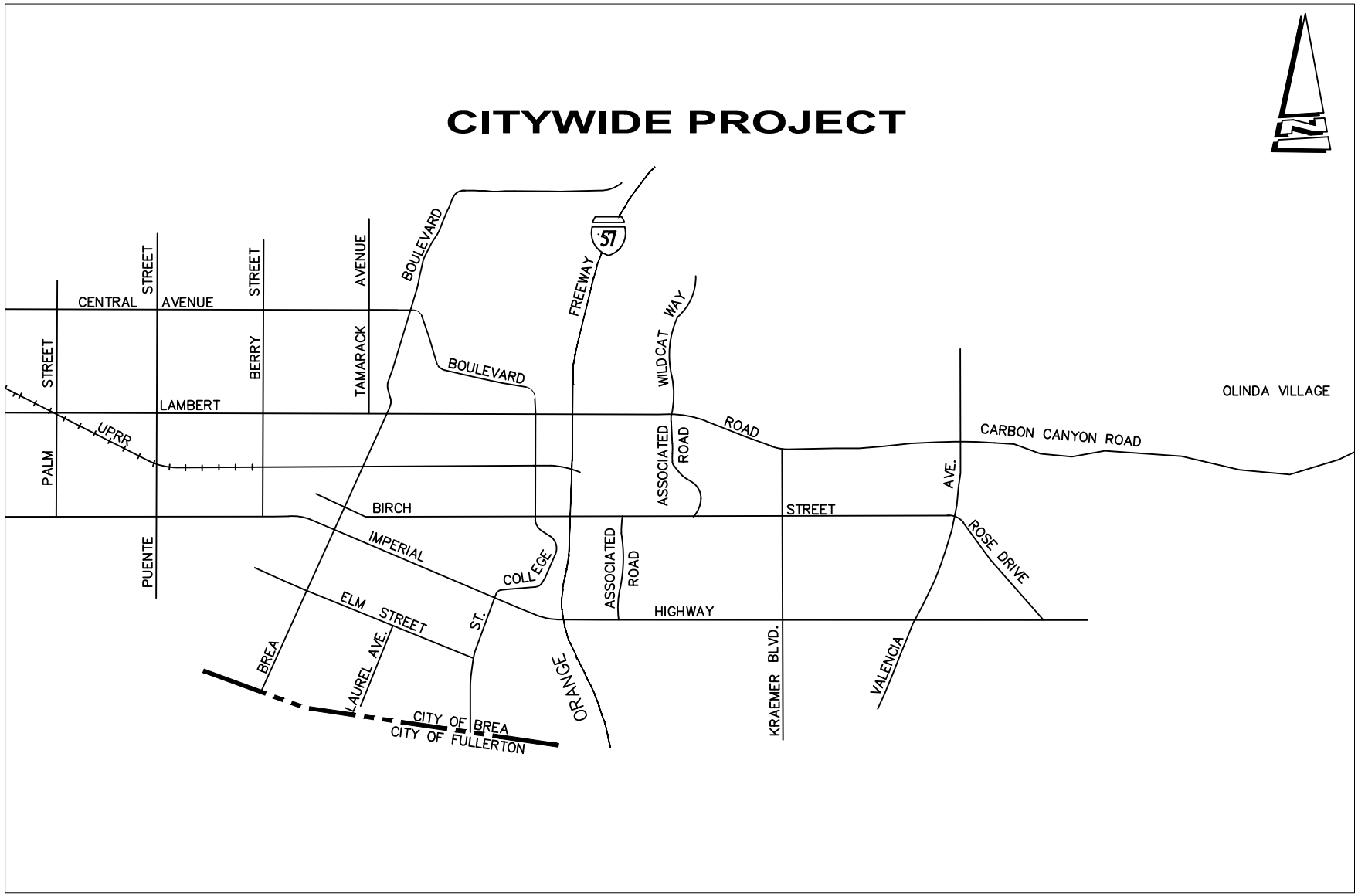

VICINITY MAP

NOT TO SCALE

PROJECT 7704
TRAFFIC SAFETY ENHANCEMENTS - EMERGENCY CHANGEABLE MESSAGE SIGNS

This project proposes to install changeable message signs that can be activated to notify drivers of Carbon Canyon Road closures. The proposed signage, 2 located in Caltrans jurisdiction and 2 located in City of Brea jurisdiction, will be strategically placed so that drivers can alter their travel route when Carbon Canyon Road is closed.

PROJECT	Estimated Expenditures to Date	Estimated Carryover FY24-25	Proposed 2025-26	Proposed 2026-27	Proposed 2027-28	Proposed 2028-29	Proposed 2029-30	Proposed 2030-31	Proposed 2031-32	Total Budget
DESIGN	$ 1,414	$ 7,884	$ -	$ -	$ -	$ -	$ -	$ -	$ -	$ 9,298
RIGHT OF WAY	$ -	$ -	$ -	$ -	$ -	$ -	$ -	$ -	$ -	$ -
CONSTRUCTION	$ 24,046	$ 134,021	$ -	$ -	$ -	$ -	$ -	$ -	$ -	$ 158,067
CONST. ENGINEERING	$ 2,829	$ 15,767	$ -	$ -	$ -	$ -	$ -	$ -	$ -	$ 18,596
TOTAL	$ 28,290	$ 157,672	$ -	$ -	$ -	$ -	$ -	$ -	$ -	$ 185,961
FUNDING SOURCES										
Fund 220 (Gas Tax)	$ 2,339	$ 157,672	$ -	$ -	$ -	$ -	$ -	$ -	$ -	$ 160,011
Fund 540 (Traffic Impact)	$ 25,951	$ -	$ -	$ -	$ -	$ -	$ -	$ -	$ -	$ 25,951
TOTAL	$ 28,290	$ 157,672	$ -	$ -	$ -	$ -	$ -	$ -	$ -	$ 185,961

Project Manager Approval: Ryan Chapman

PROJECT 7716

TRAFFIC SAFETY ENHANCEMENTS - LAMBERT ROAD
TRAFFIC SIGNAL SYNCHRONIZATION

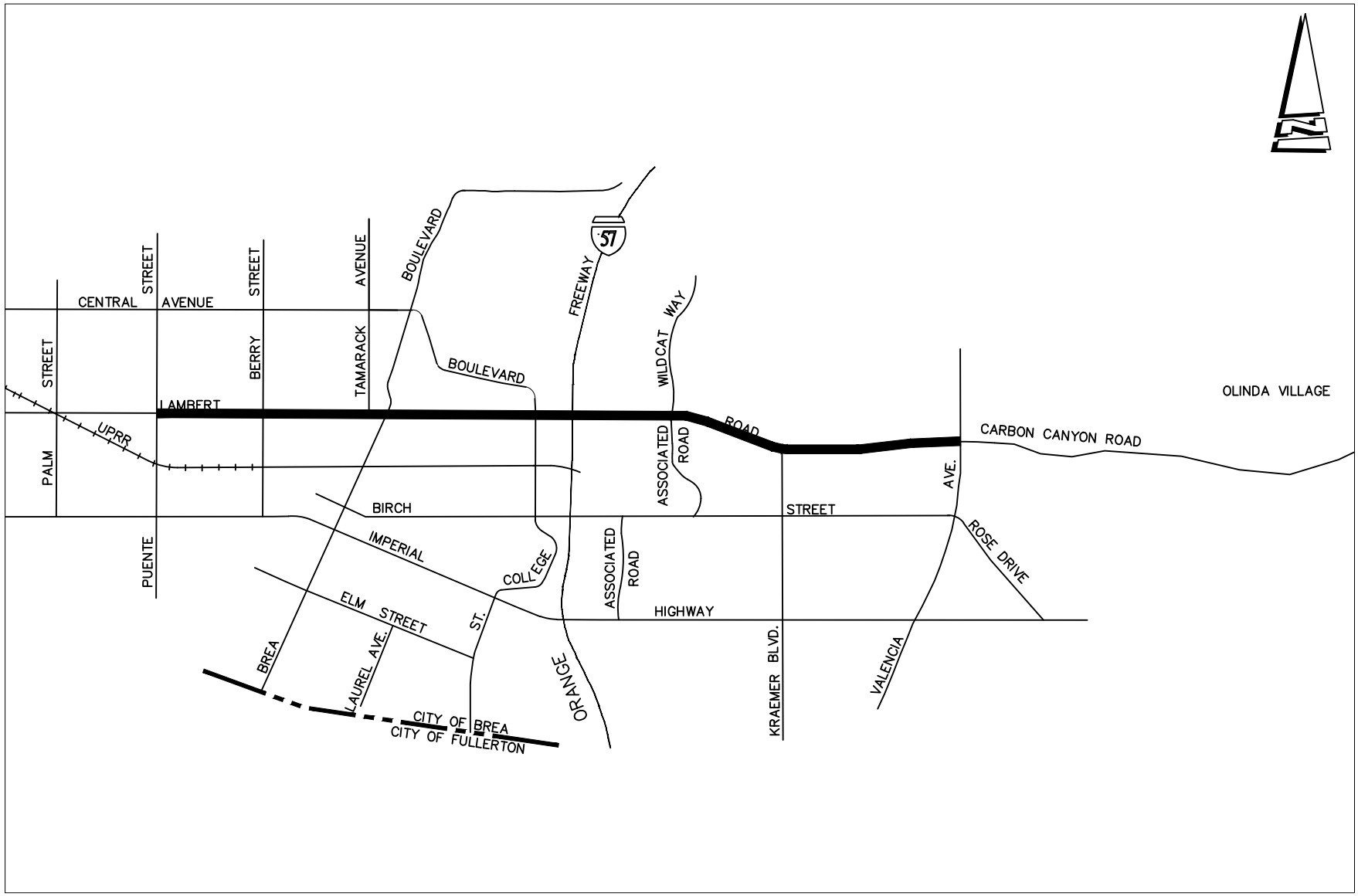

VICINITY MAP

NOT TO SCALE

PROJECT 7716
TRAFFIC SAFETY ENHANCEMENTS - LAMBERT ROAD TRAFFIC SIGNAL SYNCHRONIZATION

This project upgraded traffic signal control equipment, developed traffic signal timing plans and synchronized traffic signals along the Lambert Road/Carbon Canyon corridor in La Habra and Brea. This was a joint project with the City of La Habra as the lead agency under the OCTA M2 Traffic Signal Synchronization Program per Resolution 2019-070 presented at the December 3, 2019 Brea City Council Meeting.

PROJECT	Estimated Expenditures to Date	Estimated Carryover FY24-25	Proposed 2025-26	Proposed 2026-27	Proposed 2027-28	Proposed 2028-29	Proposed 2029-30	Proposed 2030-31	Proposed 2031-32	Total Budget
DESIGN	$ 71	$ 398,583	$ -	$ -	$ -	$ -	$ -	$ -	$ -	$ 398,654
RIGHT OF WAY	$ -	$ -	$ -	$ -	$ -	$ -	$ -	$ -	$ -	$ -
CONSTRUCTION	$ 1,207	$ -	$ -	$ -	$ -	$ -	$ -	$ -	$ -	$ 1,207
CONST. ENGINEERING	$ 142	$ -	$ -	$ -	$ -	$ -	$ -	$ -	$ -	$ 142
TOTAL	$ 1,420	$ 398,583	$ -	$ -	$ -	$ -	$ -	$ -	$ -	$ 400,003
FUNDING SOURCES										
Fund 540 (Traffic Impact)	$ 1,420	$ 398,583	$ -	$ -	$ -	$ -	$ -	$ -	$ -	$ 400,003
TOTAL	$ 1,420	$ 398,583	$ -	$ -	$ -	$ -	$ -	$ -	$ -	$ 400,003

Project Manager Approval: Michael Ho

PROJECT 7717

TRAFFIC SAFETY ENHANCEMENTS - CLIFFWOOD NEIGHBORHOOD TRAFFIC CALMING IMPROVEMENTS

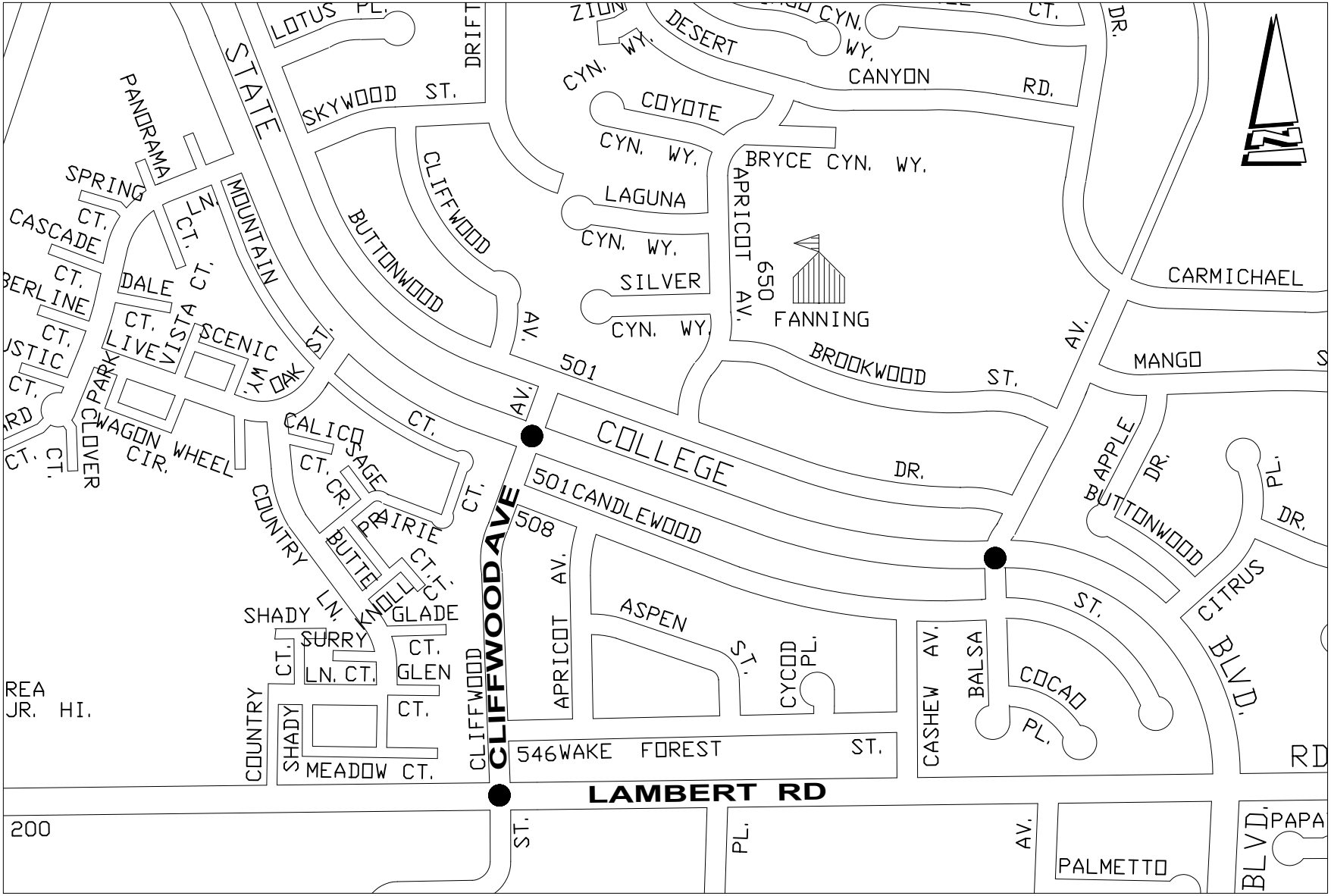

VICINITY MAP

NOT TO SCALE

PROJECT 7717

TRAFFIC SAFETY ENHANCEMENTS - CLIFFWOOD NEIGHBORHOOD TRAFFIC CALMING IMPROVEMENTS

As part of the Cliffwood Neighborhood Traffic Calming Study presented at the March 16, 2021 City Council meeting, this project installed a new protective left-turn movement in the east and westbound direction and eliminated through movements in the north and southbound direction of the intersection of Lambert Road and Cliffwood Avenue; replaced the existing traffic signal controller for the intersection of State College Boulevard and Cliffwood Avenue; and installed a new eastbound protective left-turn for the intersection of Balsa Avenue and State College Boulevard.

PROJECT	Estimated Expenditures to Date	Estimated Carryover FY24-25	Proposed 2025-26	Proposed 2026-27	Proposed 2027-28	Proposed 2028-29	Proposed 2029-30	Proposed 2030-31	Proposed 2031-32	Total Budget
DESIGN	$ 602,139	$ 8,380	$ -	$ -	$ -	$ -	$ -	$ -	$ -	$ 610,519
RIGHT OF WAY	$ -	$ -	$ -	$ -	$ -	$ -	$ -	$ -	$ -	$ -
CONSTRUCTION	$ -	$ -	$ -	$ -	$ -	$ -	$ -	$ -	$ -	$ -
CONST. ENGINEERING	$ -	$ -	$ -	$ -	$ -	$ -	$ -	$ -	$ -	$ -
TOTAL	$ 602,139	$ 8,380	$ -	$ -	$ -	$ -	$ -	$ -	$ -	$ 610,519
FUNDING SOURCES										
Fund 220 (Gas Tax)	$ 41,620	$ 8,380	$ -	$ -	$ -	$ -	$ -	$ -	$ -	$ 50,000
Fund 260 (Measure M)	$ 10,519	$ -	$ -	$ -	$ -	$ -	$ -	$ -	$ -	$ 10,519
Fund 540 (Traffic Impact)	$ 550,000	$ -	$ -	$ -	$ -	$ -	$ -	$ -	$ -	$ 550,000
TOTAL	$ 602,139	$ 8,380	$ -	$ -	$ -	$ -	$ -	$ -	$ -	$ 610,519

Project Manager Approval: Michael Ho

PROJECT 7718

TRAFFIC SAFETY ENHANCEMENTS - TRANSPORTATION IMPROVEMENT NEXUS PROGRAM UPDATE

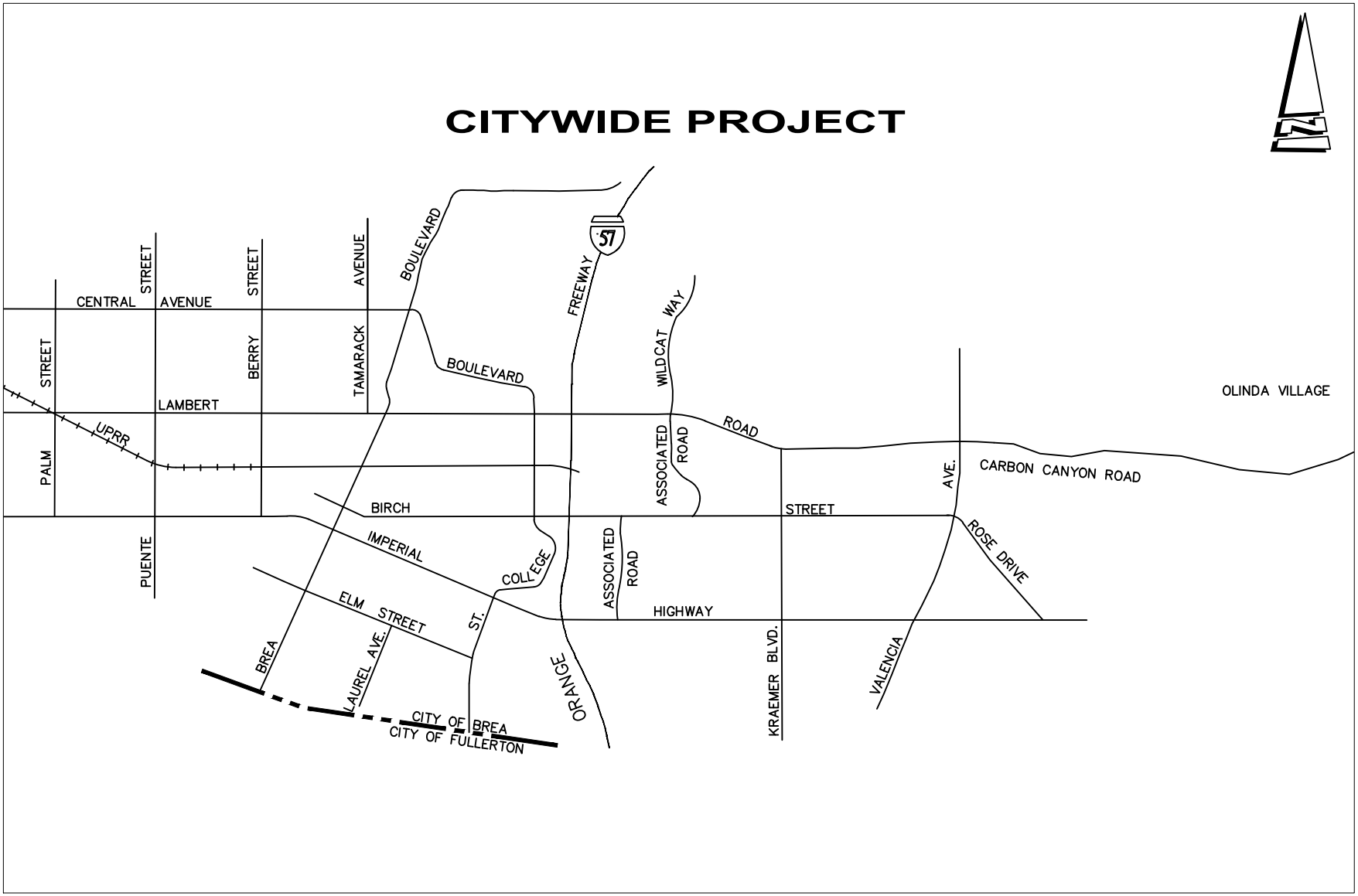

VICINITY MAP

NOT TO SCALE

PROJECT 7718
TRAFFIC SAFETY ENHANCEMENTS - TRANSPORTATION IMPROVEMENT NEXUS PROGRAM UPDATE

This project will include the preparation of an update to the City Transportation Improvement Nexus Study.

PROJECT	Estimated Expenditures to Date	Estimated Carryover FY24-25	Proposed 2025-26	Proposed 2026-27	Proposed 2027-28	Proposed 2028-29	Proposed 2029-30	Proposed 2030-31	Proposed 2031-32	Total Budget
DESIGN	$ 6	$ 6,244	$ 25,000	$ -	$ -	$ -	$ -	$ -	$ -	$ 31,250
RIGHT OF WAY	$ -	$ -	$ -	$ -	$ -	$ -	$ -	$ -	$ -	$ -
CONSTRUCTION	$ 99	$ 106,151	$ -	$ -	$ -	$ -	$ -	$ -	$ -	$ 106,250
CONST. ENGINEERING	$ 12	$ 12,488	$ -	$ -	$ -	$ -	$ -	$ -	$ -	$ 12,500
TOTAL	$ 117	$ 124,883	$ 25,000	$ -	$ -	$ -	$ -	$ -	$ -	$ 150,000

FUNDING SOURCES										
Fund 540 (Traffic Impact)	$ 117	$ 124,883	$ 25,000	$ -	$ -	$ -	$ -	$ -	$ -	$ 150,000
TOTAL	$ 117	$ 124,883	$ 25,000	$ -	$ -	$ -	$ -	$ -	$ -	$ 150,000

Project Manager Approval: Ryan Chapman

PROJECT 7720

TRAFFIC SAFETY ENHANCEMENTS - KRAEMER BLVD. REGIONAL TRAFFIC SIGNAL SYNCHRONIZATION

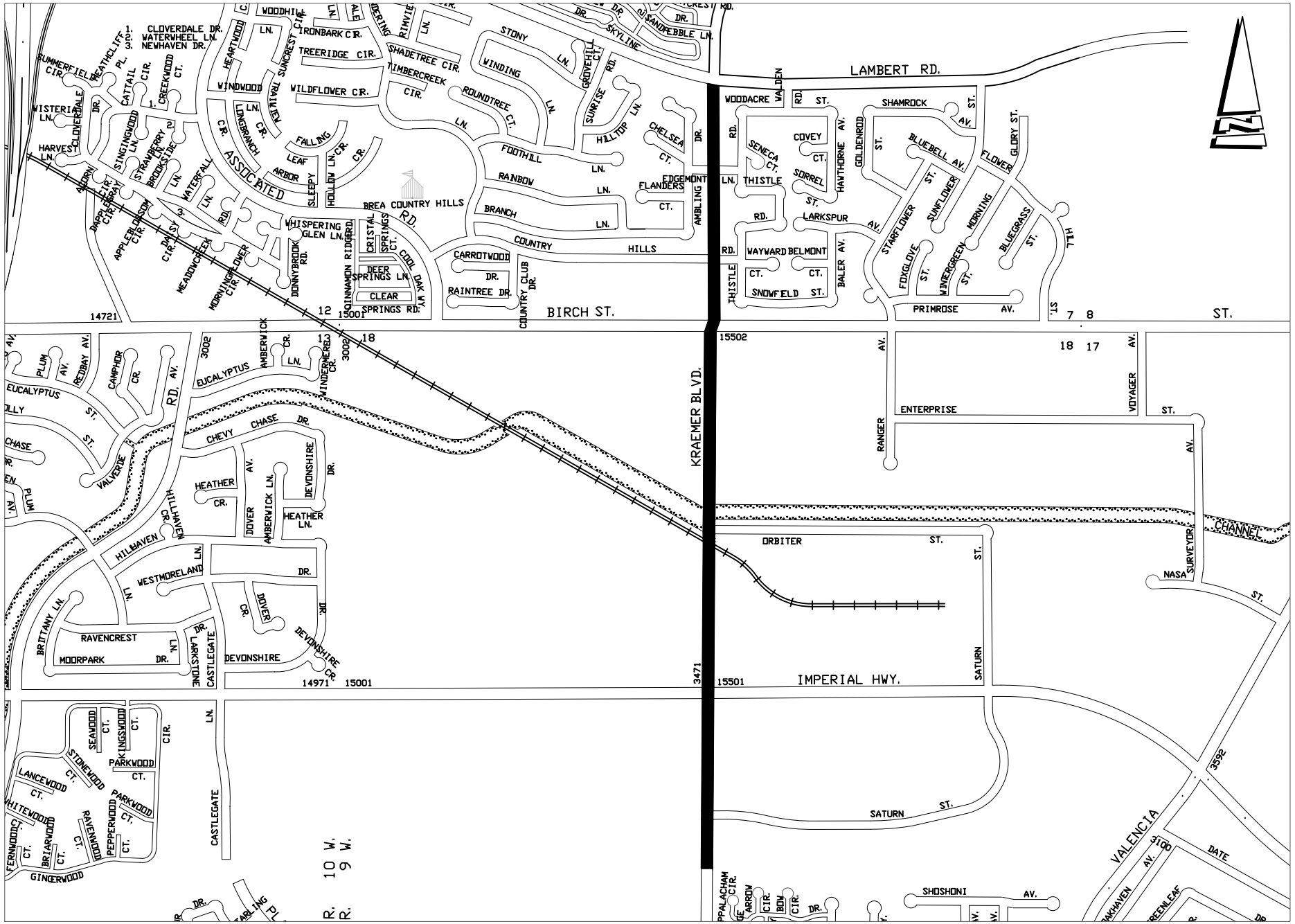

VICINITY MAP

NOT TO SCALE

PROJECT 7720

TRAFFIC SAFETY ENHANCEMENTS - KRAEMER BLVD. REGIONAL TRAFFIC SIGNAL SYNCHRONIZATION

This project will upgrade traffic signal control equipment, develop traffic signal timing plans and synchronize traffic signals along the Kraemer Boulevard/Glassell Street/Grand Avenue corridor in Anaheim, Orange, Placentia, Santa Ana, and Brea. This is a joint project with the City of Santa Ana as the lead agency under the OCTA M2 Traffic Signal Synchronization Program per Resolution 2023-067 presented at the December 5, 2023 Brea City Council Meeting.

PROJECT	Estimated Expenditures to Date	Estimated Carryover FY24-25	Proposed 2025-26	Proposed 2026-27	Proposed 2027-28	Proposed 2028-29	Proposed 2029-30	Proposed 2030-31	Proposed 2031-32	Total Budget
DESIGN	$ -	$ -	$ 220,000	$ -	$ -	$ -	$ -	$ -	$ -	$ 220,000
RIGHT OF WAY	$ -	$ -	$ -	$ -	$ -	$ -	$ -	$ -	$ -	$ -
CONSTRUCTION	$ -	$ -	$ -	$ -	$ -	$ -	$ -	$ -	$ -	$ -
CONST. ENGINEERING	$ -	$ -	$ -	$ -	$ -	$ -	$ -	$ -	$ -	$ -
TOTAL	$ -	$ -	$ 220,000	$ -	$ -	$ -	$ -	$ -	$ -	$ 220,000
FUNDING SOURCES										
Fund 540 (Traffic Impact)	$ -	$ -	$ 220,000	$ -	$ -	$ -	$ -	$ -	$ -	$ 220,000
TOTAL	$ -	$ -	$ 220,000	$ -	$ -	$ -	$ -	$ -	$ -	$ 220,000

Project Manager Approval: Ryan Chapman

PROJECT 7721

TRAFFIC SAFETY ENHANCEMENTS - STATE COLLEGE BLVD.
REGIONAL TRAFFIC SIGNAL SYNCHRONIZATION

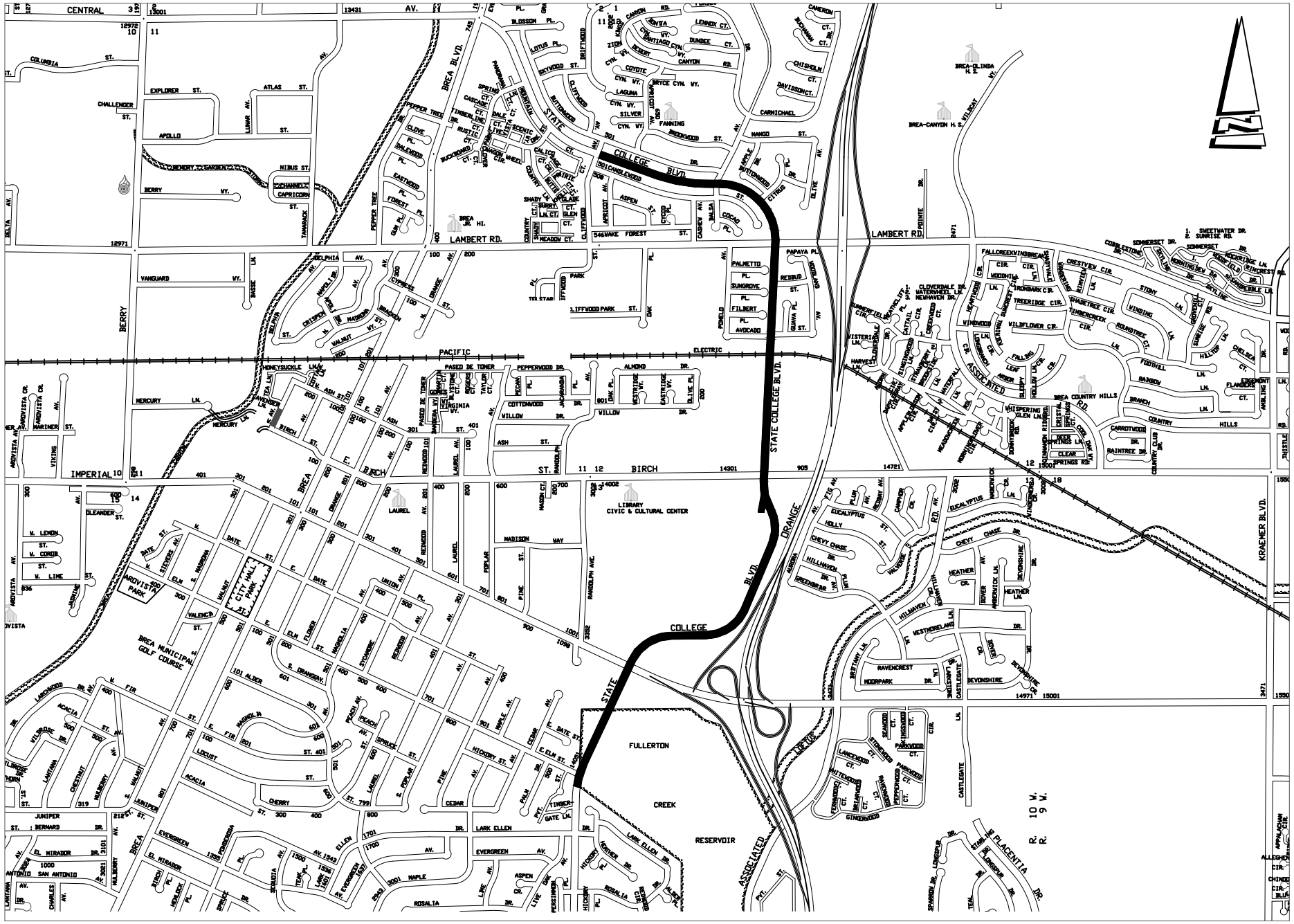

VICINITY MAP

NOT TO SCALE

PROJECT 7721

TRAFFIC SAFETY ENHANCEMENTS - STATE COLLEGE BLVD. REGIONAL TRAFFIC SIGNAL SYNCHRONIZATION

This project will upgrade traffic signal control equipment, develop traffic signal timing plans and synchronize traffic signals along the State College Boulevard/The City Drive corridor in Anaheim, Fullerton, Orange, and Brea. This is a joint project with the City of Anaheim as the lead agency under the OCTA M2 Traffic Signal Synchronization Program per Resolution 2024-067 presented at the December 3, 2024 Brea City Council Meeting.

PROJECT	Estimated Expenditures to Date	Estimated Carryover FY24-25	Proposed 2025-26	Proposed 2026-27	Proposed 2027-28	Proposed 2028-29	Proposed 2029-30	Proposed 2030-31	Proposed 2031-32	Total Budget
DESIGN	$ -	$ -	$ 200,000	$ -	$ -	$ -	$ -	$ -	$ -	$ 200,000
RIGHT OF WAY	$ -	$ -	$ -	$ -	$ -	$ -	$ -	$ -	$ -	$ -
CONSTRUCTION	$ -	$ -	$ -	$ -	$ -	$ -	$ -	$ -	$ -	$ -
CONST. ENGINEERING	$ -	$ -	$ -	$ -	$ -	$ -	$ -	$ -	$ -	$ -
TOTAL	$ -	$ -	$ 200,000	$ -	$ -	$ -	$ -	$ -	$ -	$ 200,000
FUNDING SOURCES										
Fund 540 (Traffic Impact)	$ -	$ -	$ 200,000	$ -	$ -	$ -	$ -	$ -	$ -	$ 200,000
TOTAL	$ -	$ -	$ 200,000	$ -	$ -	$ -	$ -	$ -	$ -	$ 200,000

Project Manager Approval: Ryan Chapman

CITY OF BREA

SEVEN-YEAR CAPITAL IMPROVEMENT PROGRAM BUDGET

FY 2025-2026 through FY 2031-2032

WATER IMPROVEMENTS

PROJECT 7442

WATER IMPROVEMENTS -
MISCELLANEOUS WATER IMPROVEMENT PROGRAM

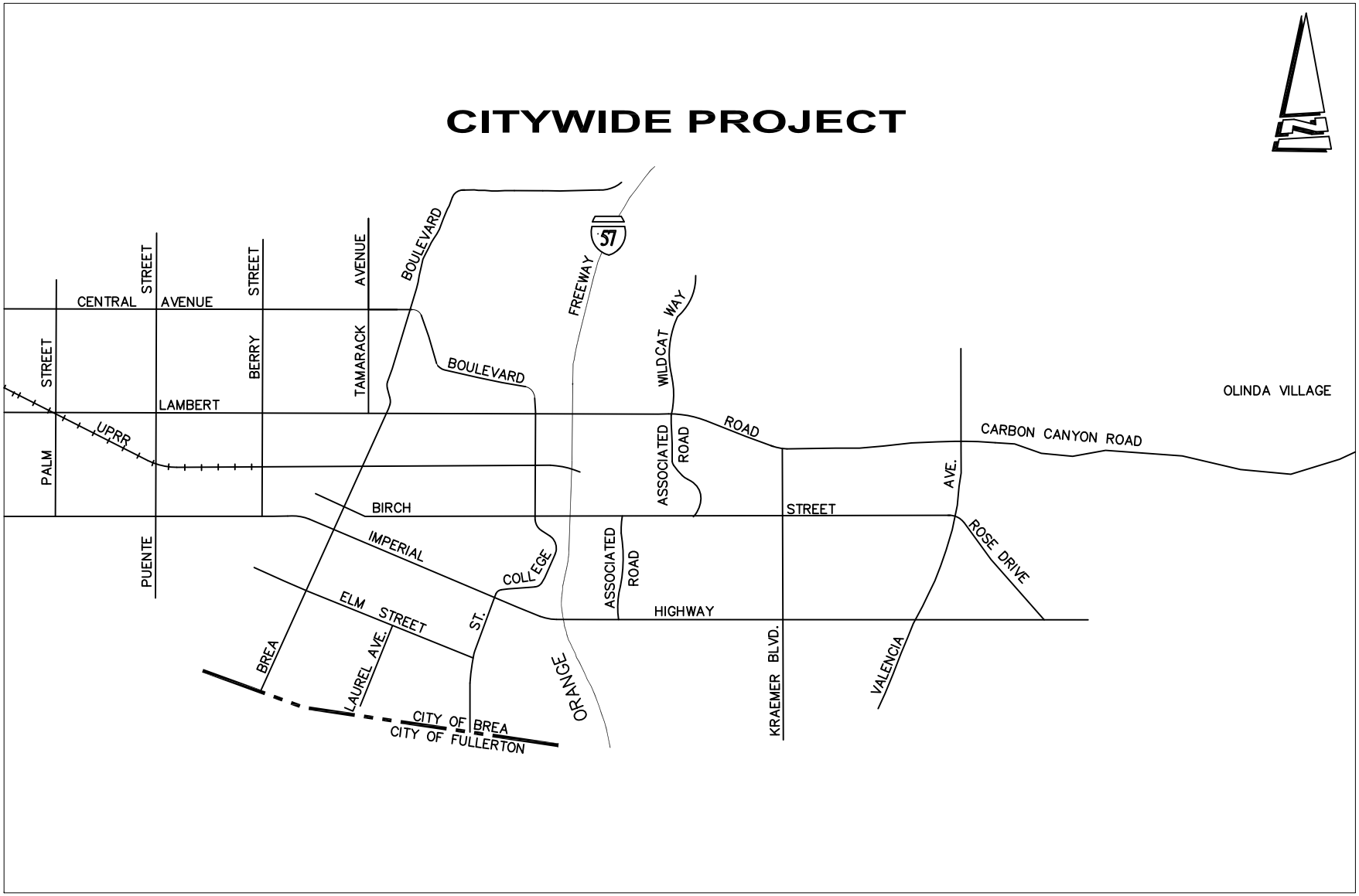

VICINITY MAP

NOT TO SCALE

PROJECT 7442
WATER IMPROVEMENTS - MISCELLANEOUS WATER IMPROVEMENT PROGRAM

This project creates a fund for water improvements as they become necessary. These projects may include emergency water main repairs and upgrades of existing facilities, equipment, and appurtenances.

PROJECT	Estimated Expenditures to Date	Estimated Carryover FY24-25	Proposed 2025-26	Proposed 2026-27	Proposed 2027-28	Proposed 2028-29	Proposed 2029-30	Proposed 2030-31	Proposed 2031-32	Total Budget
DESIGN	$ 184,975	$ 10,198	$ -	$ -	$ -	$ -	$ -	$ -	$ -	$ 195,173
RIGHT OF WAY	$ -	$ -	$ -	$ -	$ -	$ -	$ -	$ -	$ -	$ -
CONSTRUCTION	$ 3,144,583	$ 173,361	$ 200,000	$ 200,000	$ 200,000	$ 200,000	$ 200,000	$ 200,000	$ 200,000	$ 4,717,944
CONST. ENGINEERING	$ 369,951	$ 20,395	$ -	$ -	$ -	$ -	$ -	$ -	$ -	$ 390,346
TOTAL	$ 3,699,509	$ 203,954	$ 200,000	$ 200,000	$ 200,000	$ 200,000	$ 200,000	$ 200,000	$ 200,000	$ 5,303,464

FUNDING SOURCES										
Fund 420 (Water)	$ 3,699,509	$ 203,954	$ 200,000	$ 200,000	$ 200,000	$ 200,000	$ 200,000	$ 200,000	$ 200,000	$ 5,303,464
TOTAL	$ 3,699,509	$ 203,954	$ 200,000	$ 200,000	$ 200,000	$ 200,000	$ 200,000	$ 200,000	$ 200,000	$ 5,303,464

Project Manager Approval: Rudy Correa

PROJECT 7462

WATER IMPROVEMENTS - ENTERPRISE TRACT WATER IMPROVEMENTS

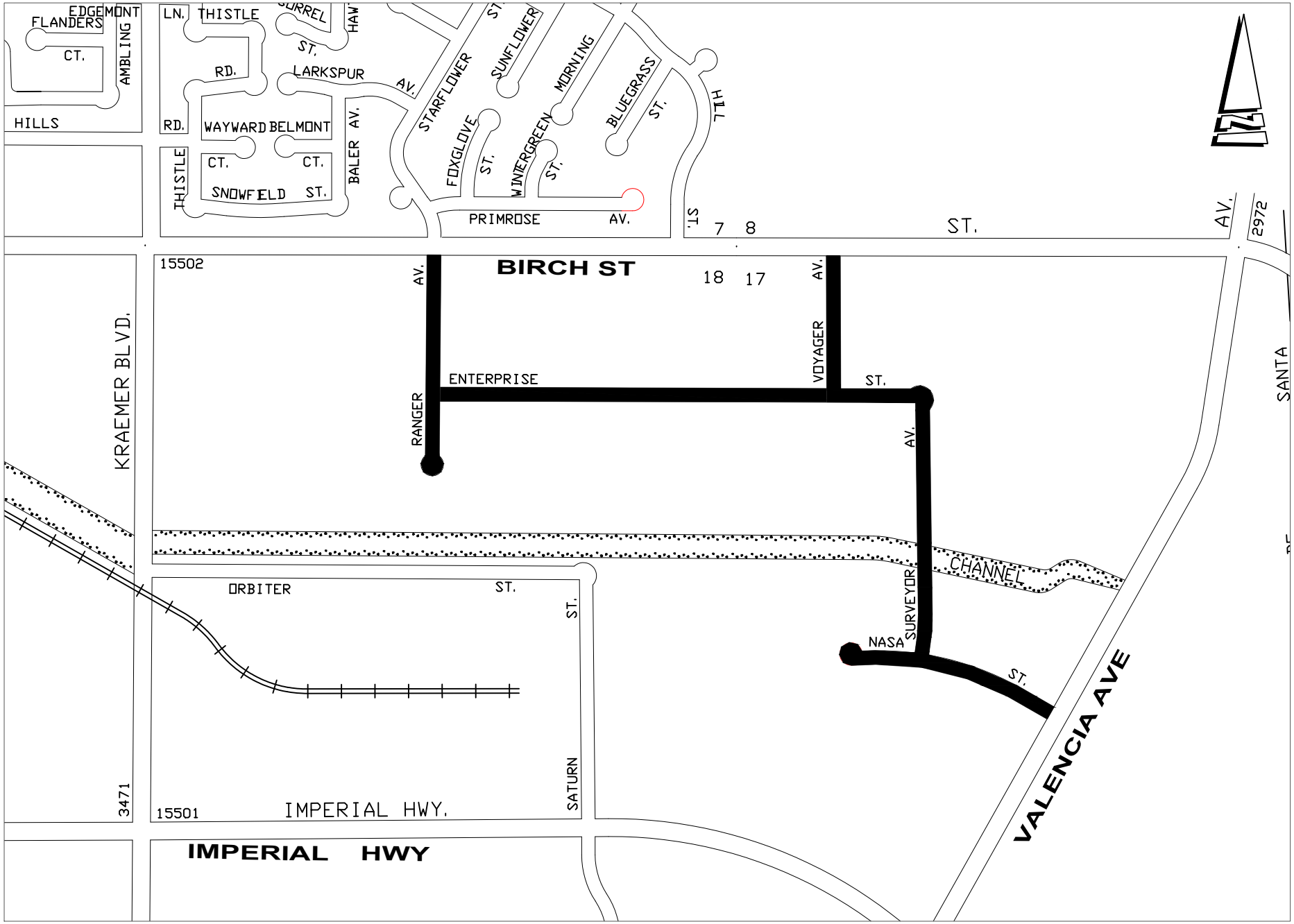

VICINITY MAP

NOT TO SCALE

PROJECT 7462
WATER IMPROVEMENTS - ENTERPRISE TRACT WATER IMPROVEMENTS

This project will replace existing undersized and deteriorated water mains in the Enterprise Tract including Ranger Avenue, Enterprise Street, Voyager Avenue, Surveyor Avenue, and Nasa Street. Additionally, this project will also rehabilitate the existing roadway within the project limits pursuant to the City's Pavement Management Plan.

PROJECT	Estimated Expenditures to Date	Estimated Carryover FY24-25	Proposed 2025-26	Proposed 2026-27	Proposed 2027-28	Proposed 2028-29	Proposed 2029-30	Proposed 2030-31	Proposed 2031-32	Total Budget
DESIGN	$ 112,881	$ 22,180	$ -	$ -	$ 50,000	$ -	$ -	$ -	$ -	$ 185,061
RIGHT OF WAY	$ -	$ -	$ -	$ -	$ -	$ -	$ -	$ -	$ -	$ -
CONSTRUCTION	$ -	$ -	$ -	$ -	$ 4,000,000	$ -	$ -	$ -	$ -	$ 4,000,000
CONST. ENGINEERING	$ -	$ -	$ -	$ -	$ 400,000	$ -	$ -	$ -	$ -	$ 400,000
TOTAL	$ 112,881	$ 22,180	$ -	$ -	$ 4,450,000	$ -	$ -	$ -	$ -	$ 4,585,061
FUNDING SOURCES										
Fund 220 (Gas Tax)	$ -	$ -	$ -	$ -	$ 400,000	$ -	$ -	$ -	$ -	$ 400,000
Fund 221 (RMRA)	$ 25,000	$ 5,060	$ -	$ -	$ -	$ -	$ -	$ -	$ -	$ 30,060
Fund 260 (Measure M)	$ -	$ -	$ -	$ -	$ 550,000	$ -	$ -	$ -	$ -	$ 550,000
Fund 420 (Water)	$ 87,881	$ 17,120	$ -	$ -	$ 3,500,000	$ -	$ -	$ -	$ -	$ 3,605,001
TOTAL	$ 112,881	$ 22,180	$ -	$ -	$ 4,450,000	$ -	$ -	$ -	$ -	$ 4,585,061

Project Manager Approval: Ryan Chapman

PROJECT 7465

WATER IMPROVEMENTS - CANDLEWOOD TRACT WATER MAIN REPLACEMENT

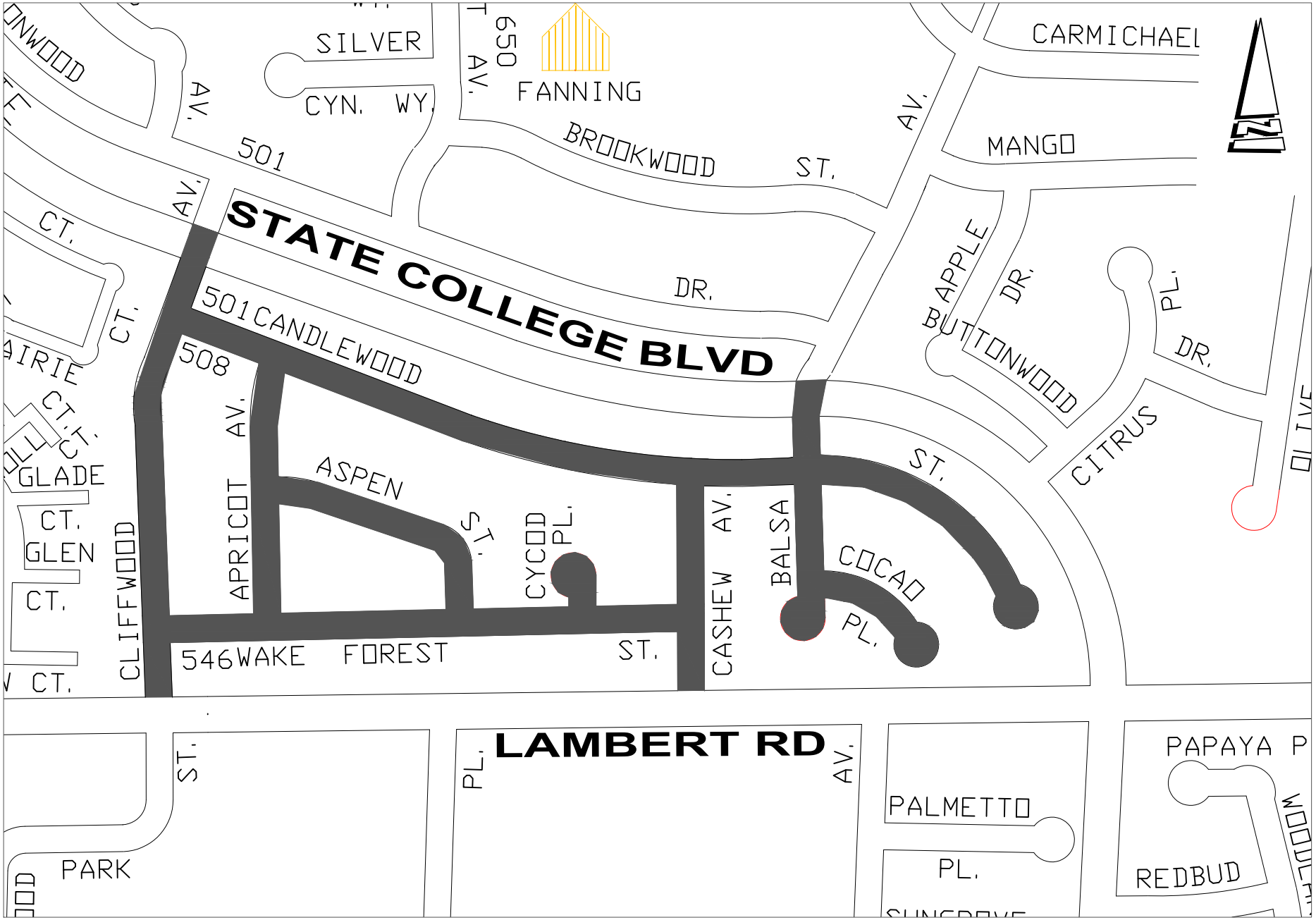

VICINITY MAP

NOT TO SCALE

PROJECT 7465
WATER IMPROVEMENTS - CANDLEWOOD TRACT WATER MAIN REPLACEMENT

This project will replace existing undersized and deteriorated water mains in the Candlewood Tract neighborhood on the south side of State College Boulevard between Cliffwood Street and Balsa Avenue.

PROJECT	Estimated Expenditures to Date	Estimated Carryover FY24-25	Proposed 2025-26	Proposed 2026-27	Proposed 2027-28	Proposed 2028-29	Proposed 2029-30	Proposed 2030-31	Proposed 2031-32	Total Budget
DESIGN	$ 63,297	$ 21,703	$ 10,000	$ -	$ -	$ 50,000	$ -	$ -	$ -	$ 145,000
RIGHT OF WAY	$ -	$ -	$ -	$ -	$ -	$ -	$ -	$ -	$ -	$ -
CONSTRUCTION	$ -	$ -	$ -	$ -	$ -	$ 4,000,000	$ -	$ -	$ -	$ 4,000,000
CONST. ENGINEERING	$ -	$ -	$ -	$ -	$ -	$ 350,000	$ -	$ -	$ -	$ 350,000
TOTAL	$ 63,297	$ 21,703	$ 10,000	$ -	$ -	$ 4,400,000	$ -	$ -	$ -	$ 4,495,000
FUNDING SOURCES										
Fund 220 (Gas Tax)	$ -	$ -	$ -	$ -	$ -	$ 800,000	$ -	$ -	$ -	$ 800,000
Fund 420 (Water)	$ 63,297	$ 21,703	$ 10,000	$ -	$ -	$ 3,600,000	$ -	$ -	$ -	$ 3,695,000
TOTAL	$ 63,297	$ 21,703	$ 10,000	$ -	$ -	$ 4,400,000	$ -	$ -	$ -	$ 4,495,000

Project Manager Approval: Ryan Chapman

PROJECT 7466

WATER IMPROVEMENTS -
SOUTH BREA NEIGHBORHOOD WATER MAIN REPLACEMENT

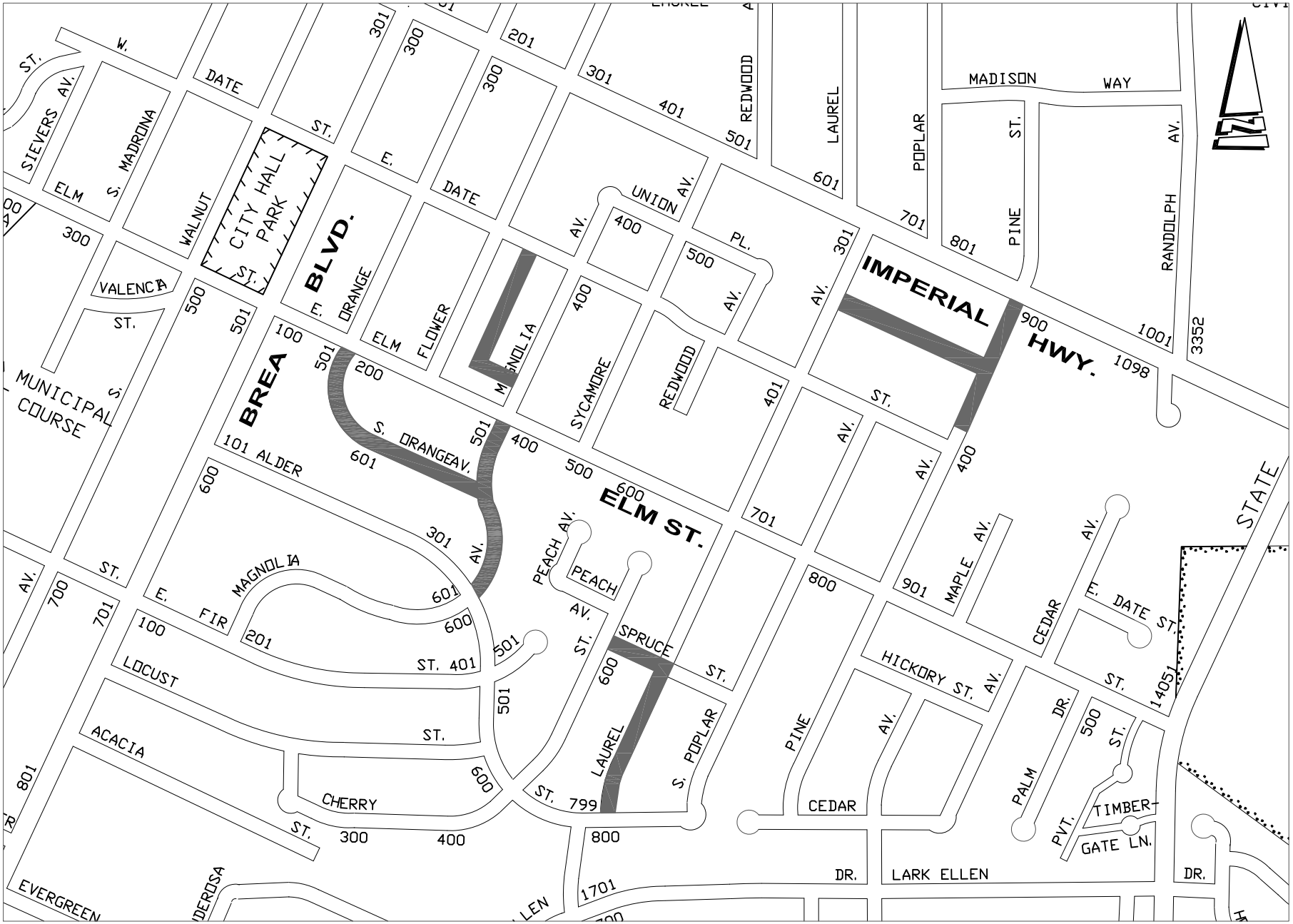

VICINITY MAP

NOT TO SCALE

PROJECT 7466
WATER IMPROVEMENTS - SOUTH BREA NEIGHBORHOOD WATER MAIN REPLACEMENT

This project will replace existing water mains in the residential neighborhoods bound to the north by Imperial Highway, to the west by Brea Boulevard, to the east by State College, and to the south by the City limit. Additionally, this project will also rehabilitate the existing roadway within the project limits pursuant to the City's Pavement Management Plan.

PROJECT	Estimated Expenditures to Date	Estimated Carryover FY24-25	Proposed 2025-26	Proposed 2026-27	Proposed 2027-28	Proposed 2028-29	Proposed 2029-30	Proposed 2030-31	Proposed 2031-32	Total Budget
DESIGN	$ 74,053	$ -	$ -	$ -	$ -	$ -	$ -	$ -	$ -	$ 74,053
RIGHT OF WAY	$ -	$ -	$ -	$ -	$ -	$ -	$ -	$ -	$ -	$ -
CONSTRUCTION	$ 1,258,908	$ -	$ -	$ -	$ -	$ -	$ -	$ -	$ -	$ 1,258,908
CONST. ENGINEERING	$ 148,107	$ -	$ -	$ -	$ -	$ -	$ -	$ -	$ -	$ 148,107
TOTAL	$ 1,481,068	$ -	$ -	$ -	$ -	$ -	$ -	$ -	$ -	$ 1,481,068

FUNDING SOURCES										
Fund 260 (Measure M)	$ 360,000	$ -	$ -	$ -	$ -	$ -	$ -	$ -	$ -	$ 360,000
Fund 420 (Water)	$ 1,121,069	$ -	$ -	$ -	$ -	$ -	$ -	$ -	$ -	$ 1,121,069
TOTAL	$ 1,481,068	$ -	$ -	$ -	$ -	$ -	$ -	$ -	$ -	$ 1,481,068

Project Manager Approval: Ryan Chapman

PROJECT 7470

WATER IMPROVEMENTS -
CARBON CANYON BOOSTER NO. 2 IMPROVEMENTS

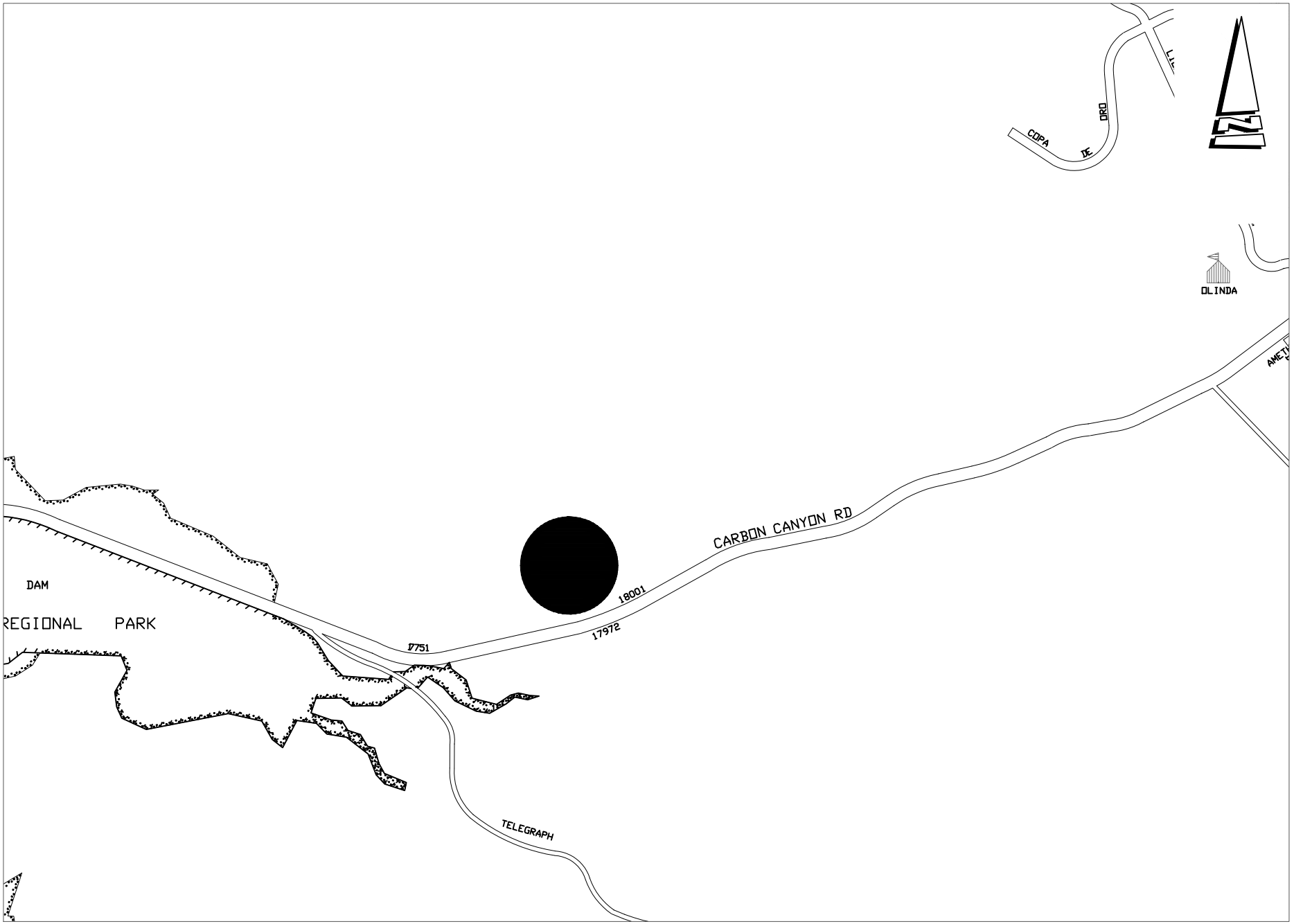

VICINITY MAP

NOT TO SCALE

PROJECT 7470
WATER IMPROVEMENTS - CARBON CANYON BOOSTER NO. 2 IMPROVEMENTS

This project will construct a new building enclosure and associated infrastructure for Booster Pump Station No. 2 to provide further protection for the booster pump. This project will also install an emergency generator and make all necessary pump, water line, and electrical upgrades and modifications for operation of the new generator infrastructure at Booster Pump Station No. 2.

PROJECT	Estimated Expenditures to Date	Estimated Carryover FY24-25	Proposed 2025-26	Proposed 2026-27	Proposed 2027-28	Proposed 2028-29	Proposed 2029-30	Proposed 2030-31	Proposed 2031-32	Total Budget
DESIGN	$ 296,697	$ 517,690	$ -	$ -	$ -	$ -	$ -	$ -	$ -	$ 814,387
RIGHT OF WAY	$ -	$ -	$ -	$ -	$ -	$ -	$ -	$ -	$ -	$ -
CONSTRUCTION	$ -	$ -	$ 1,800,000	$ -	$ -	$ -	$ -	$ -	$ -	$ 1,800,000
CONST. ENGINEERING	$ -	$ -	$ 200,000	$ -	$ -	$ -	$ -	$ -	$ -	$ 200,000
TOTAL	$ 296,697	$ 517,690	$ 2,000,000	$ -	$ -	$ -	$ -	$ -	$ -	$ 2,814,387

FUNDING SOURCES										
Fund 420 (Water)	$ 296,697	$ 517,690	$ 2,000,000	$ -	$ -	$ -	$ -	$ -	$ -	$ 2,814,387
TOTAL	$ 296,697	$ 517,690	$ 2,000,000	$ -	$ -	$ -	$ -	$ -	$ -	$ 2,814,387

Project Manager Approval: Bryan Hong

PROJECT 7471

WATER IMPROVEMENTS -
CARBON CANYON BOOSTER NO. 3 IMPROVEMENTS

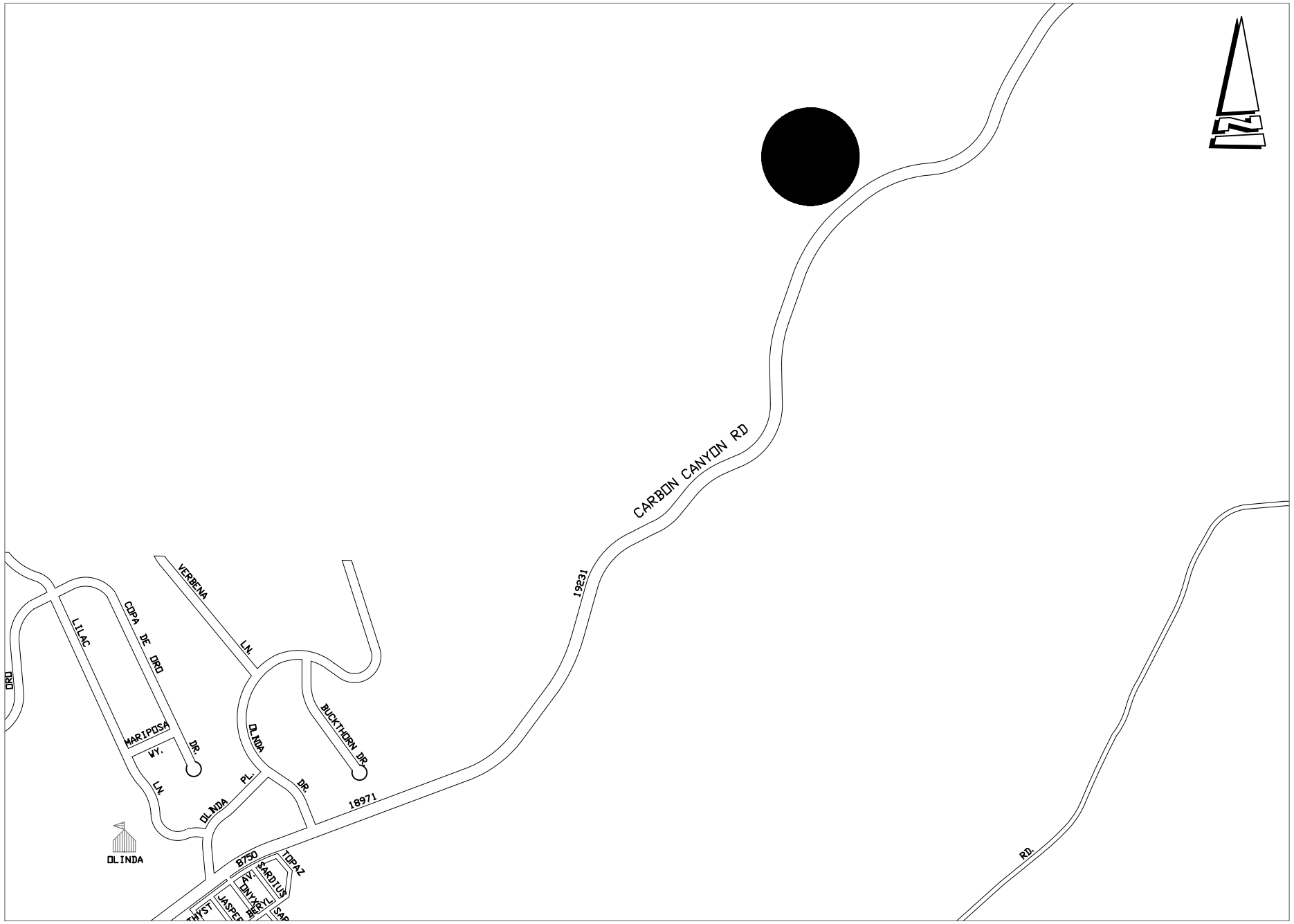

VICINITY MAP

NOT TO SCALE

PROJECT 7471
WATER IMPROVEMENTS - CARBON CANYON BOOSTER NO. 3 IMPROVEMENTS

This project will construct a new building enclosure and associated infrastructure for Booster Pump Station No. 3 to provide further protection for the booster pump. This project will also install an emergency generator and make all necessary pump, water line, and electrical upgrades and modifications for operation of the new generator infrastructure at Booster Pump Station No. 3.

PROJECT	Estimated Expenditures to Date	Estimated Carryover FY24-25	Proposed 2025-26	Proposed 2026-27	Proposed 2027-28	Proposed 2028-29	Proposed 2029-30	Proposed 2030-31	Proposed 2031-32	Total Budget
DESIGN	$ 190,798	$ 35,350	$ -	$ -	$ -	$ -	$ -	$ -	$ -	$ 226,148
RIGHT OF WAY	$ -	$ -	$ -	$ -	$ -	$ -	$ -	$ -	$ -	$ -
CONSTRUCTION	$ -	$ -	$ -	$ -	$ -	$ -	$ -	$ -	$ -	$ -
CONST. ENGINEERING	$ -	$ -	$ -	$ -	$ -	$ -	$ -	$ -	$ -	$ -
TOTAL	$ 190,798	$ 35,350	$ -	$ -	$ -	$ -	$ -	$ -	$ -	$ 226,148

FUNDING SOURCES										
Fund 420 (Water)	$ 190,798	$ 35,350	$ -	$ -	$ -	$ -	$ -	$ -	$ -	$ 226,148
TOTAL	$ 190,798	$ 35,350	$ -	$ -	$ -	$ -	$ -	$ -	$ -	$ 226,148

Project Manager Approval: Bryan Hong

PROJECT 7473

WATER IMPROVEMENTS - VALENCIA RESERVOIR REPAINTING

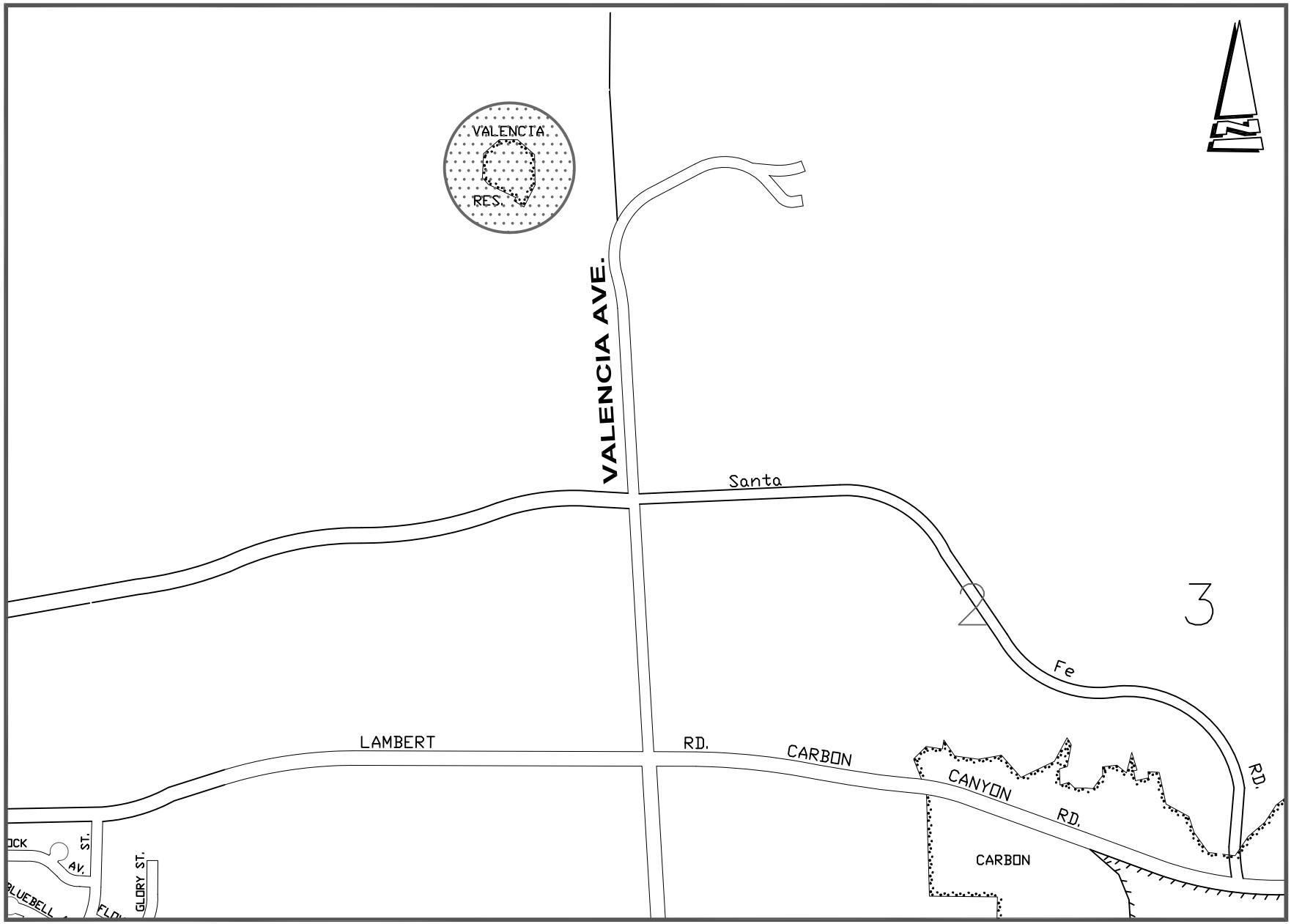

VICINITY MAP

NOT TO SCALE

PROJECT 7473
WATER IMPROVEMENTS - VALENCIA RESERVOIR REPAINTING

This project will make improvements to the Valencia Reservoir, including the removal and replacement of the existing coating on the interior of the reservoir, painting and safety enhancements to the exterior of the reservoir, and external waterline connection improvements. The project proposes to include bacteriological testing on the reservoir prior to project completion.

PROJECT	Estimated Expenditures to Date	Estimated Carryover FY24-25	Proposed 2025-26	Proposed 2026-27	Proposed 2027-28	Proposed 2028-29	Proposed 2029-30	Proposed 2030-31	Proposed 2031-32	Total Budget
DESIGN	$ 72,947	$ 1,777,052	$ -	$ -	$ -	$ -	$ -	$ -	$ -	$ 1,849,999
RIGHT OF WAY	$ -	$ -	$ -	$ -	$ -	$ -	$ -	$ -	$ -	$ -
CONSTRUCTION	$ -	$ -	$ -	$ 3,200,000	$ -	$ -	$ -	$ -	$ -	$ 3,200,000
CONST. ENGINEERING	$ -	$ -	$ -	$ -	$ -	$ -	$ -	$ -	$ -	$ -
TOTAL	$ 72,947	$ 1,777,052	$ -	$ 3,200,000	$ -	$ -	$ -	$ -	$ -	$ 5,049,999
FUNDING SOURCES										
Fund 420 (Water)	$ 72,947	$ 1,777,052	$ -	$ 3,200,000	$ -	$ -	$ -	$ -	$ -	$ 5,049,999
TOTAL	$ 72,947	$ 1,777,052	$ -	$ 3,200,000	$ -	$ -	$ -	$ -	$ -	$ 5,049,999

Project Manager Approval: Rudy Correa

PROJECT 7476

WATER IMPROVEMENTS - N. ASSOCIATED RD.

NEW HIGH PRESSURE WATER LINE

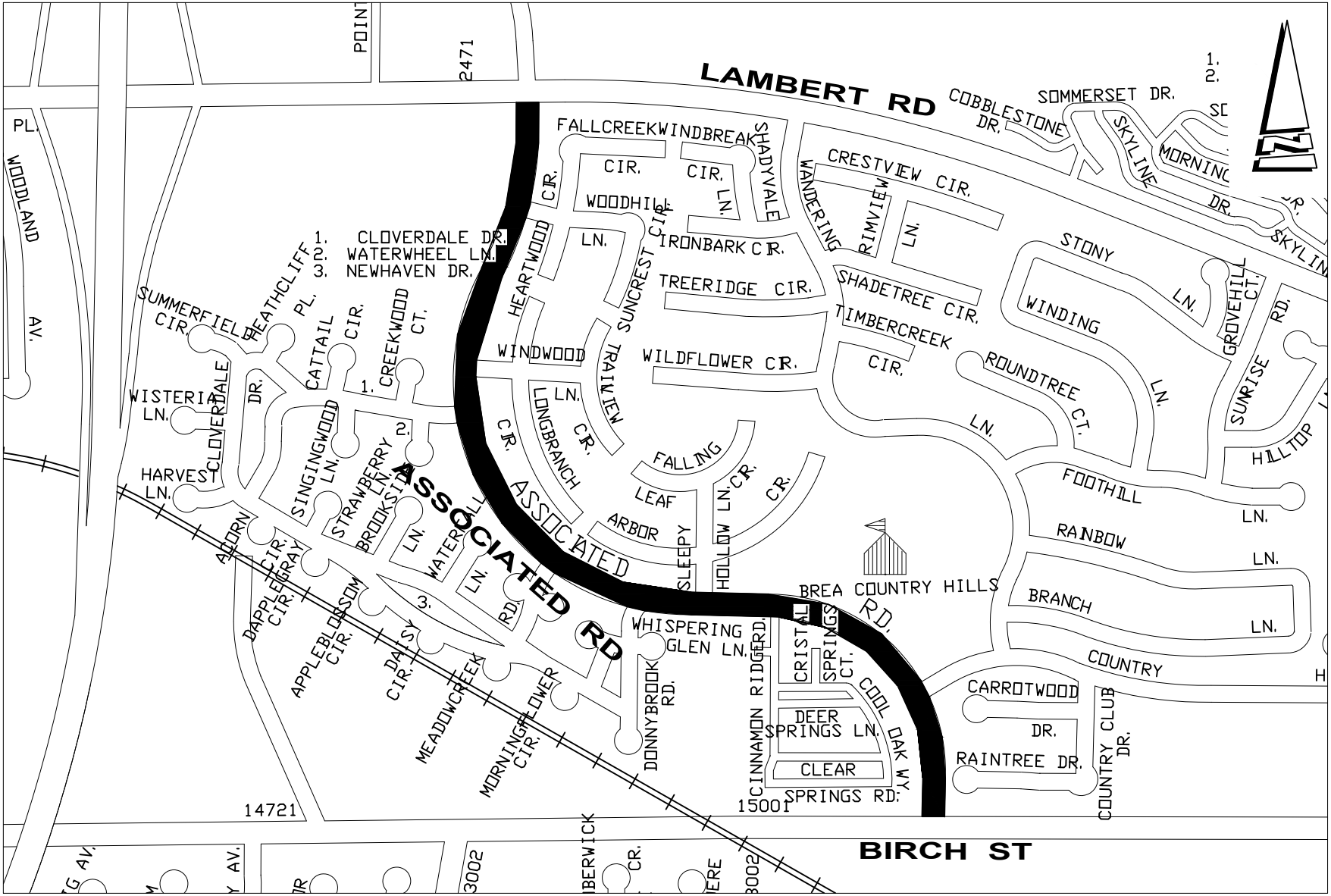

VICINITY MAP

NOT TO SCALE

PROJECT 7476
WATER IMPROVEMENTS - N. ASSOCIATED RD. NEW HIGH PRESSURE WATER LINE

This project installed a high pressure loop line on N. Associated Road from Birch Street to Lambert Road.

PROJECT	Estimated Expenditures to Date	Estimated Carryover FY24-25	Proposed 2025-26	Proposed 2026-27	Proposed 2027-28	Proposed 2028-29	Proposed 2029-30	Proposed 2030-31	Proposed 2031-32	Total Budget
DESIGN	$ 2,486,036	$ 721,764	$ -	$ -	$ -	$ -	$ -	$ -	$ -	$ 3,207,800
RIGHT OF WAY	$ -	$ -	$ -	$ -	$ -	$ -	$ -	$ -	$ -	$ -
CONSTRUCTION	$ -	$ -	$ -	$ -	$ -	$ -	$ -	$ -	$ -	$ -
CONST. ENGINEERING	$ -	$ -	$ -	$ -	$ -	$ -	$ -	$ -	$ -	$ -
TOTAL	$ 2,486,036	$ 721,764	$ -	$ -	$ -	$ -	$ -	$ -	$ -	$ 3,207,800
FUNDING SOURCES										
Fund 220 (Gas Tax)	$ 250,000	$ -	$ -	$ -	$ -	$ -	$ -	$ -	$ -	$ 250,000.00
Fund 420 (Water)	$ 1,156,036	$ 721,764	$ -	$ -	$ -	$ -	$ -	$ -	$ -	$ 1,877,799.96
Fund 541 (Water Impact)	$ 1,080,000	$ -	$ -	$ -	$ -	$ -	$ -	$ -	$ -	$ 1,080,000.00
TOTAL	$ 2,486,036	$ 721,764	$ -	$ -	$ -	$ -	$ -	$ -	$ -	$ 3,207,800

Project Manager Approval: Ryan Chapman

PROJECT 7479

WATER IMPROVEMENTS - LOTUS PLACE WATER LINE IMPROVEMENTS

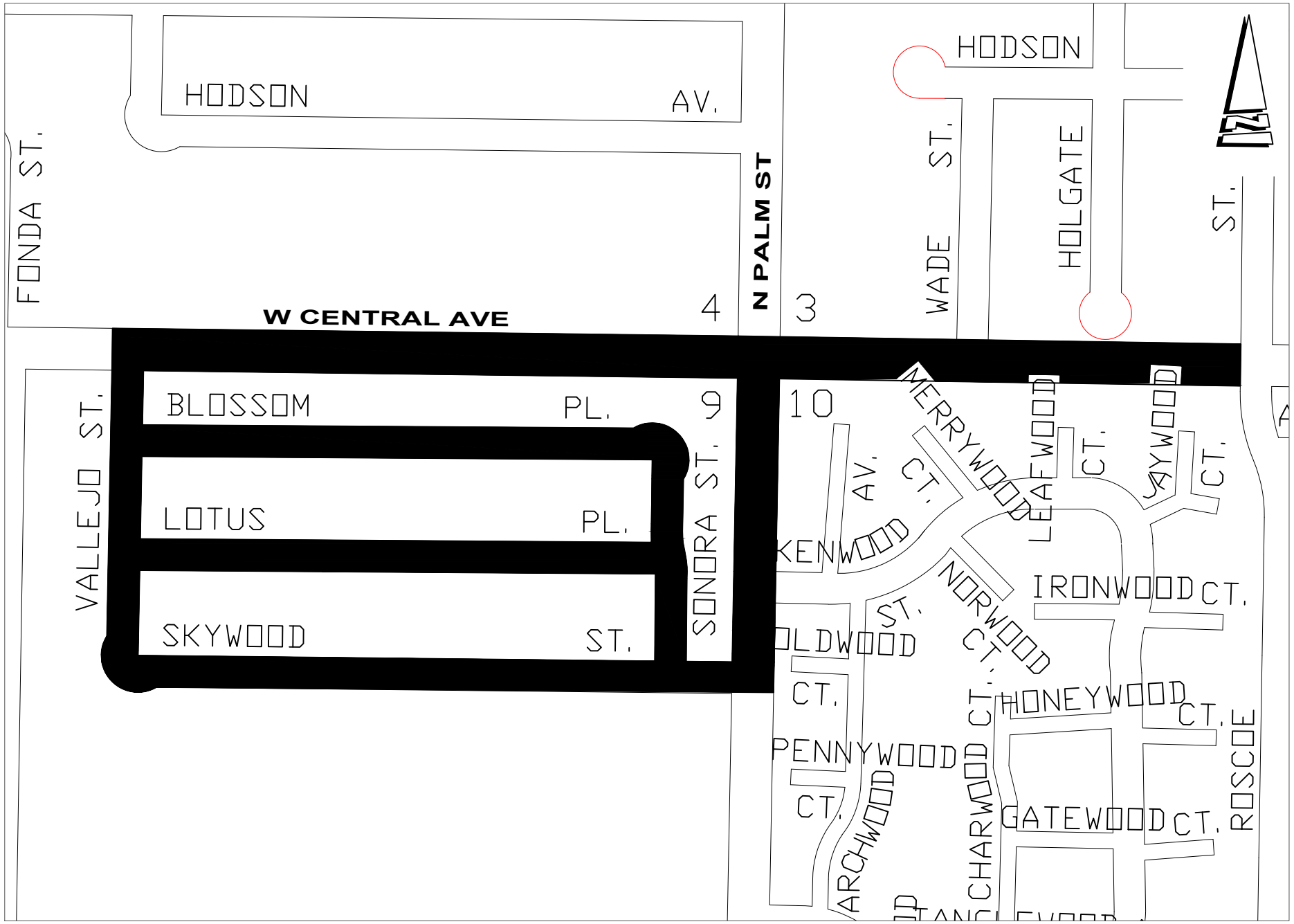

VICINITY MAP

NOT TO SCALE

PROJECT 7479
WATER IMPROVEMENTS - LOTUS PLACE WATER LINE IMPROVEMENTS

This project proposes to remove and replace the existing undersized and aging waterlines on Central Avenue/La Habra Boulevard between Vallejo Street and Roscoe Street, on Palm Street between Central Avenue and Skywood Street, and within the residential neighborhood bound by Central Avenue/La Habra Boulevard to the north, Skywood Street to the south, Palm Street to the east, and Vallejo Street to the west. Additionally, this project will also rehabilitate the existing roadway within the project limits pursuant to the City's Pavement Management Plan.

PROJECT	Estimated Expenditures to Date	Estimated Carryover FY24-25	Proposed 2025-26	Proposed 2026-27	Proposed 2027-28	Proposed 2028-29	Proposed 2029-30	Proposed 2030-31	Proposed 2031-32	Total Budget
DESIGN	$ 192,708	$ -	$ -	$ -	$ -	$ -	$ -	$ -	$ -	$ 192,708
RIGHT OF WAY	$ -	$ -	$ -	$ -	$ -	$ -	$ -	$ -	$ -	$ -
CONSTRUCTION	$ -	$ -	$ -	$ -	$ -	$ -	$ -	$ 3,500,000	$ -	$ 3,500,000
CONST. ENGINEERING	$ -	$ -	$ -	$ -	$ -	$ -	$ -	$ 350,000	$ -	$ 350,000
TOTAL	$ 192,708	$ -	$ -	$ -	$ -	$ -	$ -	$ 3,850,000	$ -	$ 4,042,708
FUNDING SOURCES										
Fund 220 (Gas Tax)	$ -	$ -	$ -	$ -	$ -	$ -	$ -	$ 150,000	$ -	$ 150,000
Fund 260 (Measure M)	$ 47,060	$ -	$ -	$ -	$ -	$ -	$ -	$ 200,000	$ -	$ 247,060
Fund 420 (Water)	$ 145,648	$ -	$ -	$ -	$ -	$ -	$ -	$ 3,500,000	$ -	$ 3,645,648
TOTAL	$ 192,708	$ -	$ -	$ -	$ -	$ -	$ -	$ 3,850,000	$ -	$ 4,042,708

Project Manager Approval: Ryan Chapman

PROJECT 7481

WATER IMPROVEMENTS -
BREA CORSICAN VILLAS WATER LINE IMPROVEMENTS

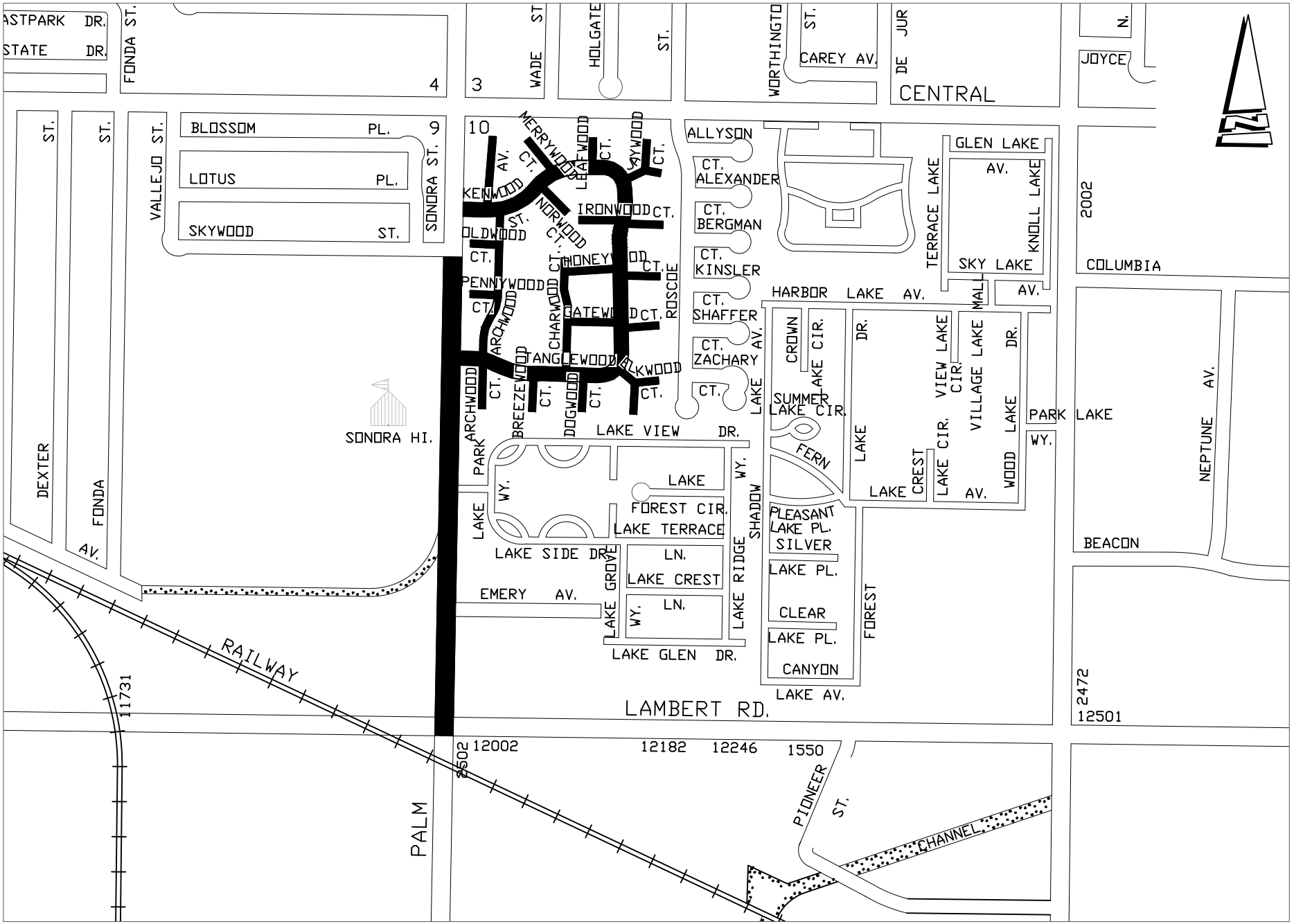

VICINITY MAP

NOT TO SCALE

PROJECT 7481
WATER IMPROVEMENTS - BREA CORSICAN VILLAS WATER LINE IMPROVEMENTS

This project proposes to replace the existing undersized waterlines within the Brea Corsican Villas neighborhood, and on S. Palm Street, between Skywood Street and Lambert Road. Additionally, this project will also rehabilitate the existing roadway within the project limits pursuant to the City's Pavement Management Plan.

PROJECT	Estimated Expenditures to Date	Estimated Carryover FY24-25	Proposed 2025-26	Proposed 2026-27	Proposed 2027-28	Proposed 2028-29	Proposed 2029-30	Proposed 2030-31	Proposed 2031-32	Total Budget
DESIGN	$ -	$ -	$ -	$ -	$ -	$ -	$ 360,000	$ -	$ -	$ 360,000
RIGHT OF WAY	$ -	$ -	$ -	$ -	$ -	$ -	$ -	$ -	$ -	$ -
CONSTRUCTION	$ -	$ -	$ -	$ -	$ -	$ -	$ -	$ -	$ -	$ -
CONST. ENGINEERING	$ -	$ -	$ -	$ -	$ -	$ -	$ -	$ -	$ -	$ -
TOTAL	$ -	$ -	$ -	$ -	$ -	$ -	$ 360,000	$ -	$ -	$ 360,000
FUNDING SOURCES										
Fund 420 (Water)	$ -	$ -	$ -	$ -	$ -	$ -	$ 360,000	$ -	$ -	$ 360,000
TOTAL	$ -	$ -	$ -	$ -	$ -	$ -	$ 360,000	$ -	$ -	$ 360,000

Project Manager Approval: Rudy Correa

PROJECT 7482

WATER IMPROVEMENTS - OLINDA VILLAGE WATER LINE IMPROVEMENTS

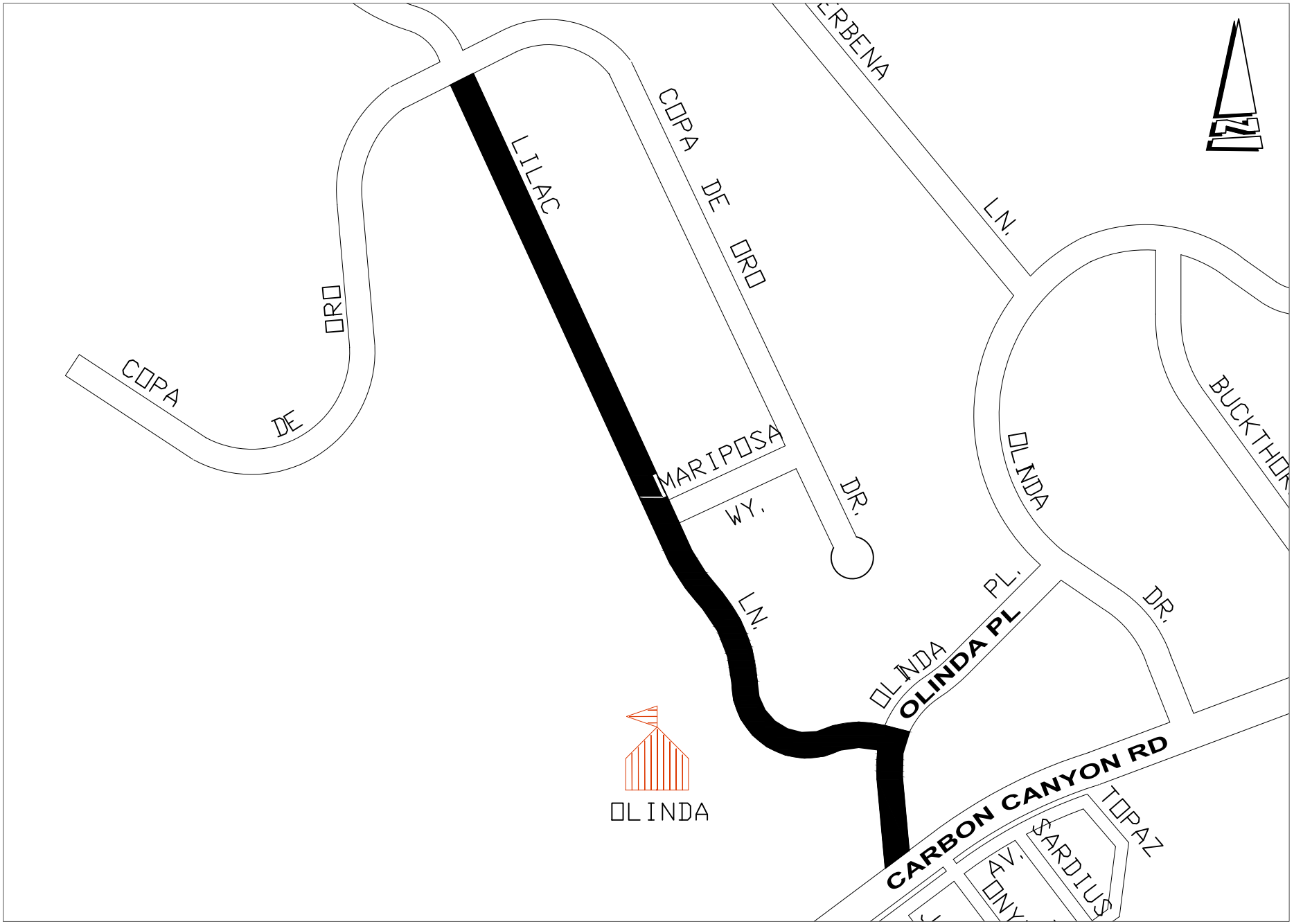

VICINITY MAP

NOT TO SCALE

PROJECT 7482
WATER IMPROVEMENTS - OLINDA VILLAGE WATER LINE IMPROVEMENTS

This project proposes to replace the existing undersized waterlines on segments of Olinda Place and Lilac Lane within the Olinda Village neighborhood.

PROJECT	Estimated Expenditures to Date	Estimated Carryover FY24-25	Proposed 2025-26	Proposed 2026-27	Proposed 2027-28	Proposed 2028-29	Proposed 2029-30	Proposed 2030-31	Proposed 2031-32	Total Budget
DESIGN	$ -	$ -	$ 150,000	$ -	$ -	$ -	$ -	$ -	$ -	$ 150,000
RIGHT OF WAY	$ -	$ -	$ -	$ -	$ -	$ -	$ -	$ -	$ -	$ -
CONSTRUCTION	$ -	$ -	$ -	$ -	$ -	$ -	$ -	$ -	$ -	$ -
CONST. ENGINEERING	$ -	$ -	$ -	$ -	$ -	$ -	$ -	$ -	$ -	$ -
TOTAL	$ -	$ -	$ 150,000	$ -	$ -	$ -	$ -	$ -	$ -	$ 150,000

FUNDING SOURCES										
Fund 420 (Water)	$ -	$ -	$ 150,000	$ -	$ -	$ -	$ -	$ -	$ -	$ 150,000
TOTAL	$ -	$ -	$ 150,000	$ -	$ -	$ -	$ -	$ -	$ -	$ 150,000

Project Manager Approval: Bryan Hong

PROJECT 7483

WATER IMPROVEMENTS -
REPLACE GENERATOR AT BERRY STREET BOOSTER PUMP STATION

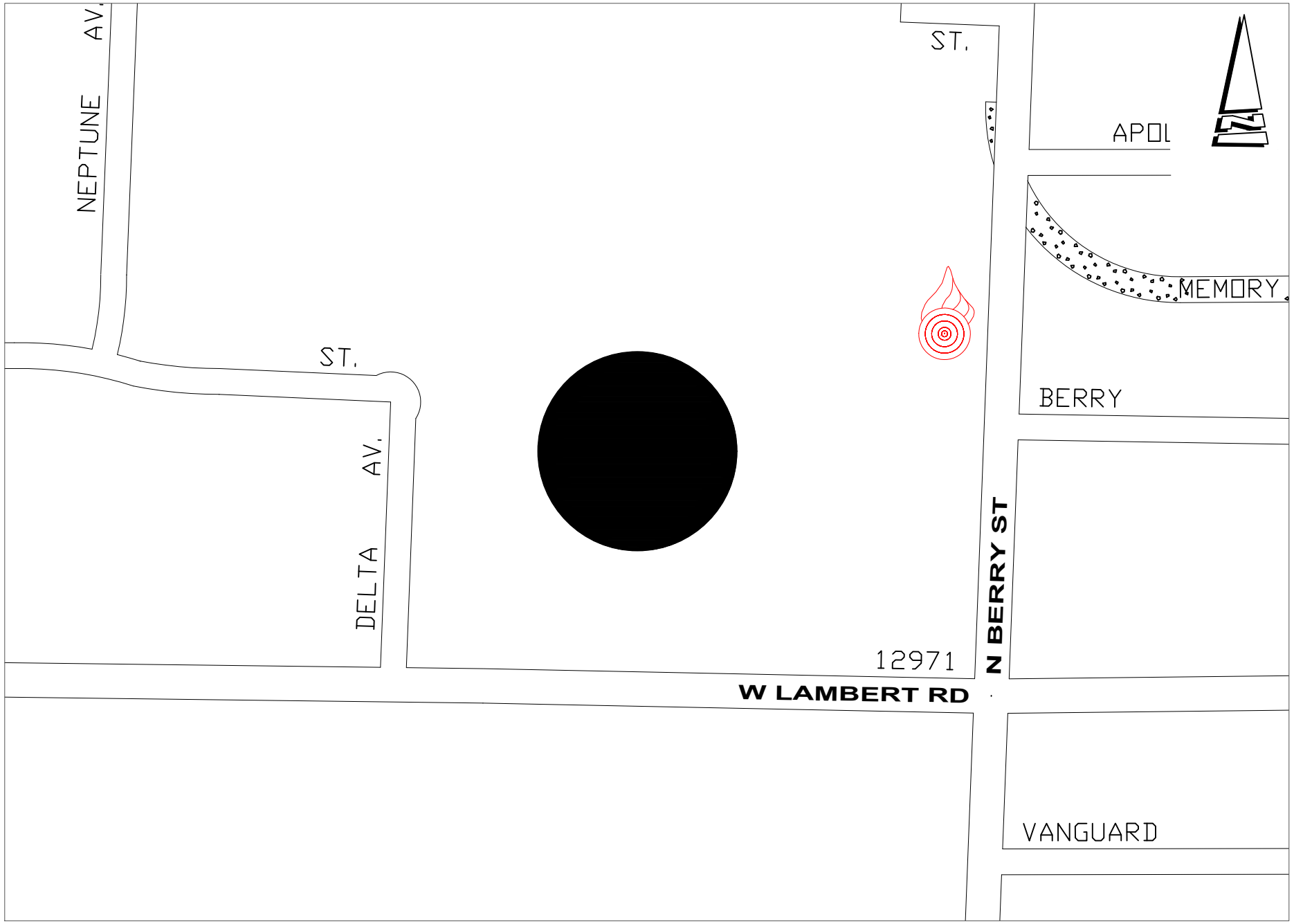

VICINITY MAP

NOT TO SCALE

PROJECT 7483

WATER IMPROVEMENTS - REPLACE GENERATOR AT BERRY STREET BOOSTER PUMP STATION

This project proposes to install a new generator and all associated electrical improvements at the Berry Street Booster Pump Station in order to add redundancy to the City pumping infrastructure in the case of emergency power outage.

PROJECT	Estimated Expenditures to Date	Estimated Carryover FY24-25	Proposed 2025-26	Proposed 2026-27	Proposed 2027-28	Proposed 2028-29	Proposed 2029-30	Proposed 2030-31	Proposed 2031-32	Total Budget
DESIGN	$ -	$ -	$ 200,000	$ -	$ -	$ -	$ -	$ -	$ -	$ 200,000
RIGHT OF WAY	$ -	$ -	$ -	$ -	$ -	$ -	$ -	$ -	$ -	$ -
CONSTRUCTION	$ -	$ -	$ -	$ 450,000	$ 450,000	$ -	$ -	$ -	$ -	$ 900,000
CONST. ENGINEERING	$ -	$ -	$ -	$ 50,000	$ 50,000	$ -	$ -	$ -	$ -	$ 100,000
TOTAL	$ -	$ -	$ 200,000	$ 500,000	$ 500,000	$ -	$ -	$ -	$ -	$ 1,200,000
FUNDING SOURCES										
Fund 420 (Water)	$ -	$ -	$ 200,000	$ 500,000	$ 500,000	$ -	$ -	$ -	$ -	$ 1,200,000
TOTAL	$ -	$ -	$ 200,000	$ 500,000	$ 500,000	$ -	$ -	$ -	$ -	$ 1,200,000

Project Manager Approval: Rudy Correa

PROJECT 7494

WATER IMPROVEMENTS -
THOMPSON OIL SITE HYDRANT IMPROVEMENTS

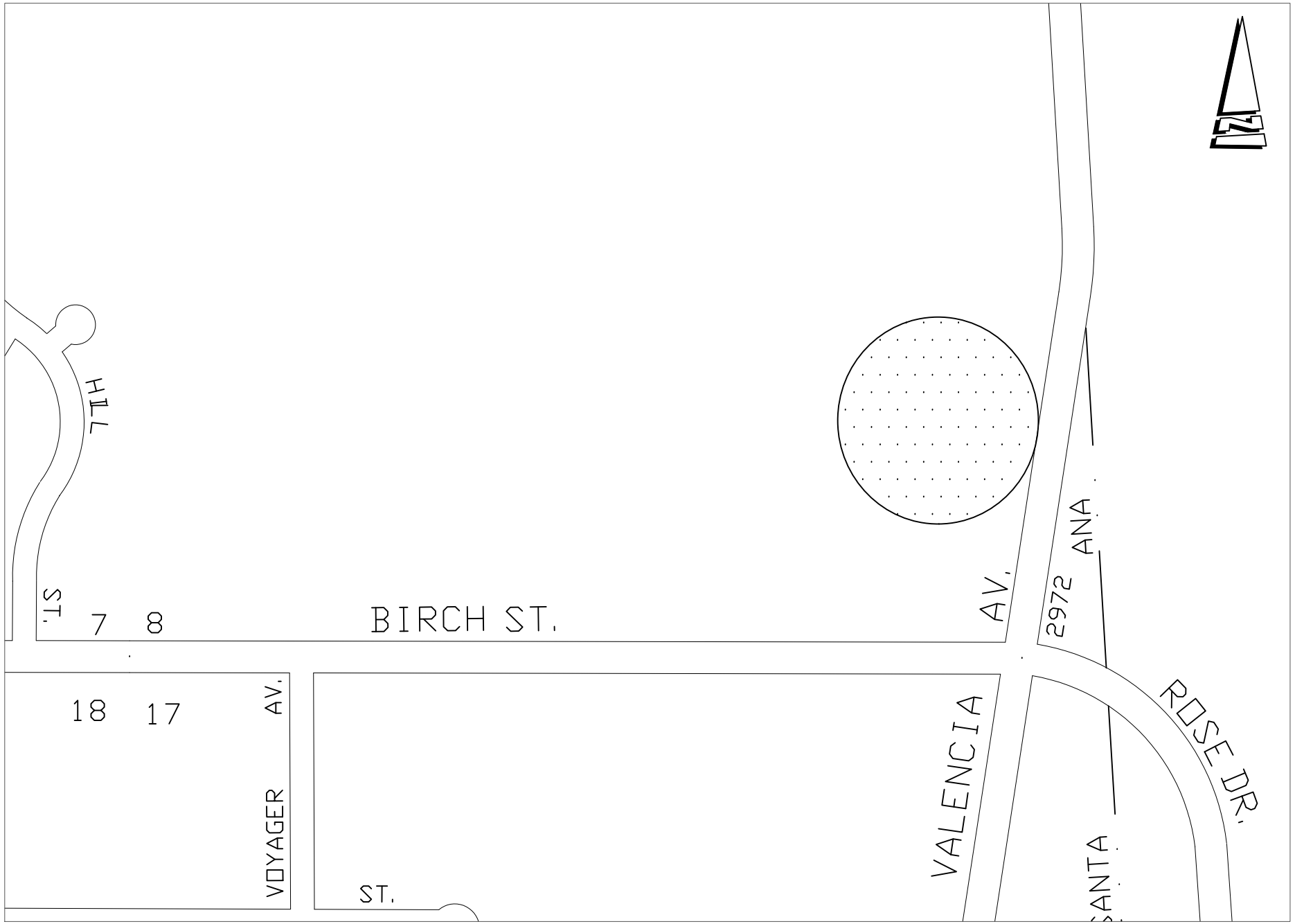

VICINITY MAP

NOT TO SCALE

PROJECT 7494
WATER IMPROVEMENTS - THOMPSON OIL SITE HYDRANT IMPROVEMENTS

This project will include the construction of water and fire service improvements, including construction of a new fire hydrant service and associated paving improvements, located at the Brea Sports Park and Thompson Oil properties.

PROJECT	Estimated Expenditures to Date	Estimated Carryover FY24-25	Proposed 2025-26	Proposed 2026-27	Proposed 2027-28	Proposed 2028-29	Proposed 2029-30	Proposed 2030-31	Proposed 2031-32	Total Budget
DESIGN	$ -	$ -	$ 50,000	$ -	$ -	$ -	$ -	$ -	$ -	$ 50,000
RIGHT OF WAY	$ -	$ -	$ -	$ -	$ -	$ -	$ -	$ -	$ -	$ -
CONSTRUCTION	$ -	$ -	$ 150,000	$ -	$ -	$ -	$ -	$ -	$ -	$ 150,000
CONST. ENGINEERING	$ -	$ -	$ -	$ -	$ -	$ -	$ -	$ -	$ -	$ -
TOTAL	$ -	$ -	$ 200,000	$ -	$ -	$ -	$ -	$ -	$ -	$ 200,000

FUNDING SOURCES										
Fund 420 (Water)	$ -	$ -	$ 200,000	$ -	$ -	$ -	$ -	$ -	$ -	$ 200,000
TOTAL	$ -	$ -	$ 200,000	$ -	$ -	$ -	$ -	$ -	$ -	$ 200,000

Project Manager Approval: Matthew Cuevas

PROJECT 7495

WATER IMPROVEMENTS -
BERRY STREET RESERVOIR BOOSTER PUMP NO. 7

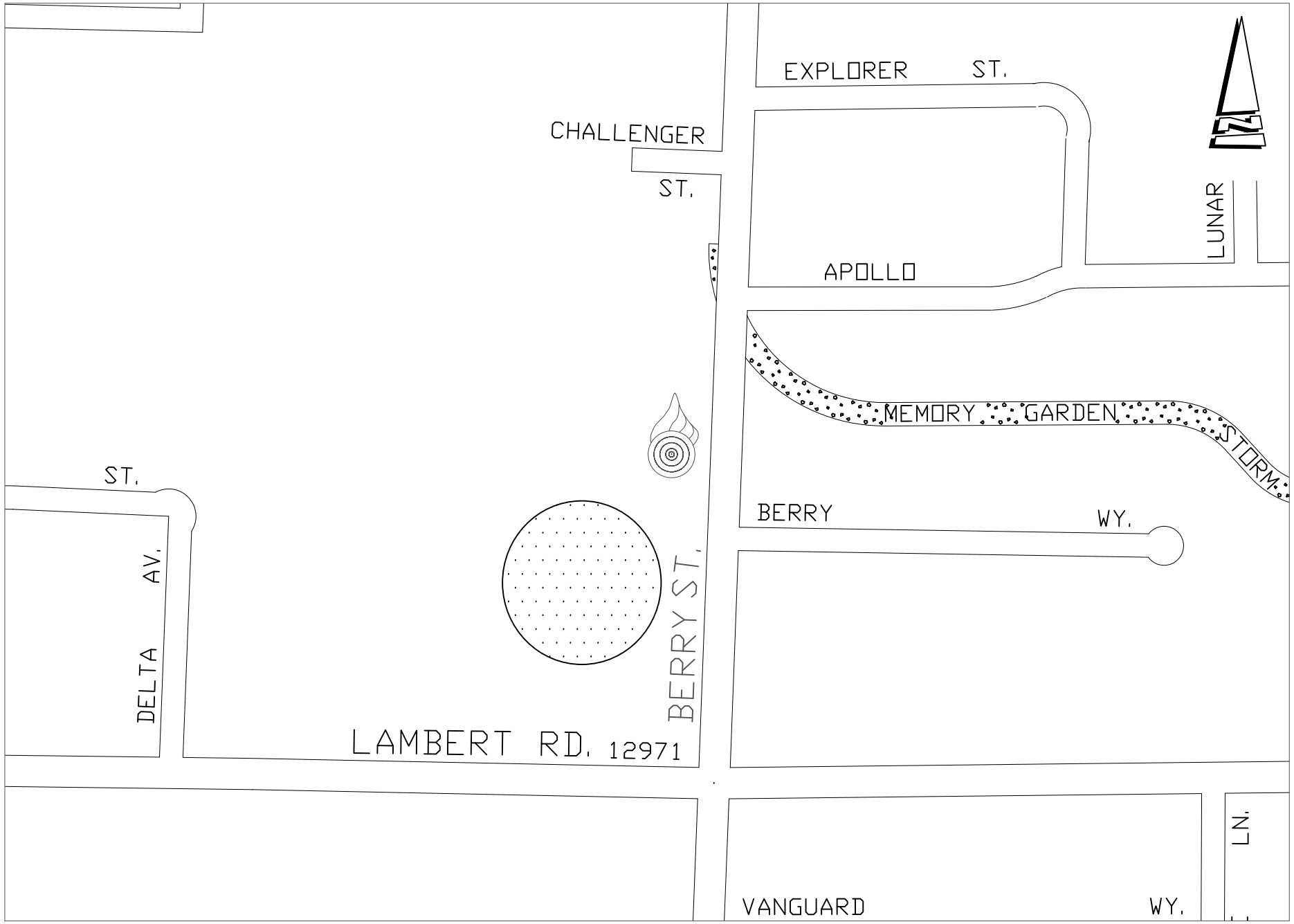

VICINITY MAP

NOT TO SCALE

PROJECT 7495
WATER IMPROVEMENTS - BERRY STREET RESERVOIR BOOSTER PUMP NO. 7

This project will construct a new Booster Pump Station No. 7 and building enclosure at the Berry Street Reservoir. The proposed improvements will include the construction of the new booster pump, the building enclosure, and all associated utility and paving infrastructure improvements.

PROJECT	Estimated Expenditures to Date	Estimated Carryover FY24-25	Proposed 2025-26	Proposed 2026-27	Proposed 2027-28	Proposed 2028-29	Proposed 2029-30	Proposed 2030-31	Proposed 2031-32	Total Budget
DESIGN	$ -	$ -	$ -	$ -	$ -	$ 300,000	$ -	$ -	$ -	$ 300,000
RIGHT OF WAY	$ -	$ -	$ -	$ -	$ -	$ -	$ -	$ -	$ -	$ -
CONSTRUCTION	$ -	$ -	$ -	$ -	$ -	$ -	$ 2,700,000	$ -	$ -	$ 2,700,000
CONST. ENGINEERING	$ -	$ -	$ -	$ -	$ -	$ -	$ 300,000	$ -	$ -	$ 300,000
TOTAL	$ -	$ -	$ -	$ -	$ -	$ 300,000	$ 3,000,000	$ -	$ -	$ 3,300,000

FUNDING SOURCES										
Fund 420 (Water)	$ -	$ -	$ -	$ -	$ -	$ 300,000	$ 3,000,000	$ -	$ -	$ 3,300,000
TOTAL	$ -	$ -	$ -	$ -	$ -	$ 300,000	$ 3,000,000	$ -	$ -	$ 3,300,000

Project Manager Approval: Ryan Chapman

PROJECT 7496

WATER IMPROVEMENTS -
790 ZONE RESERVOIR IMPROVEMENTS

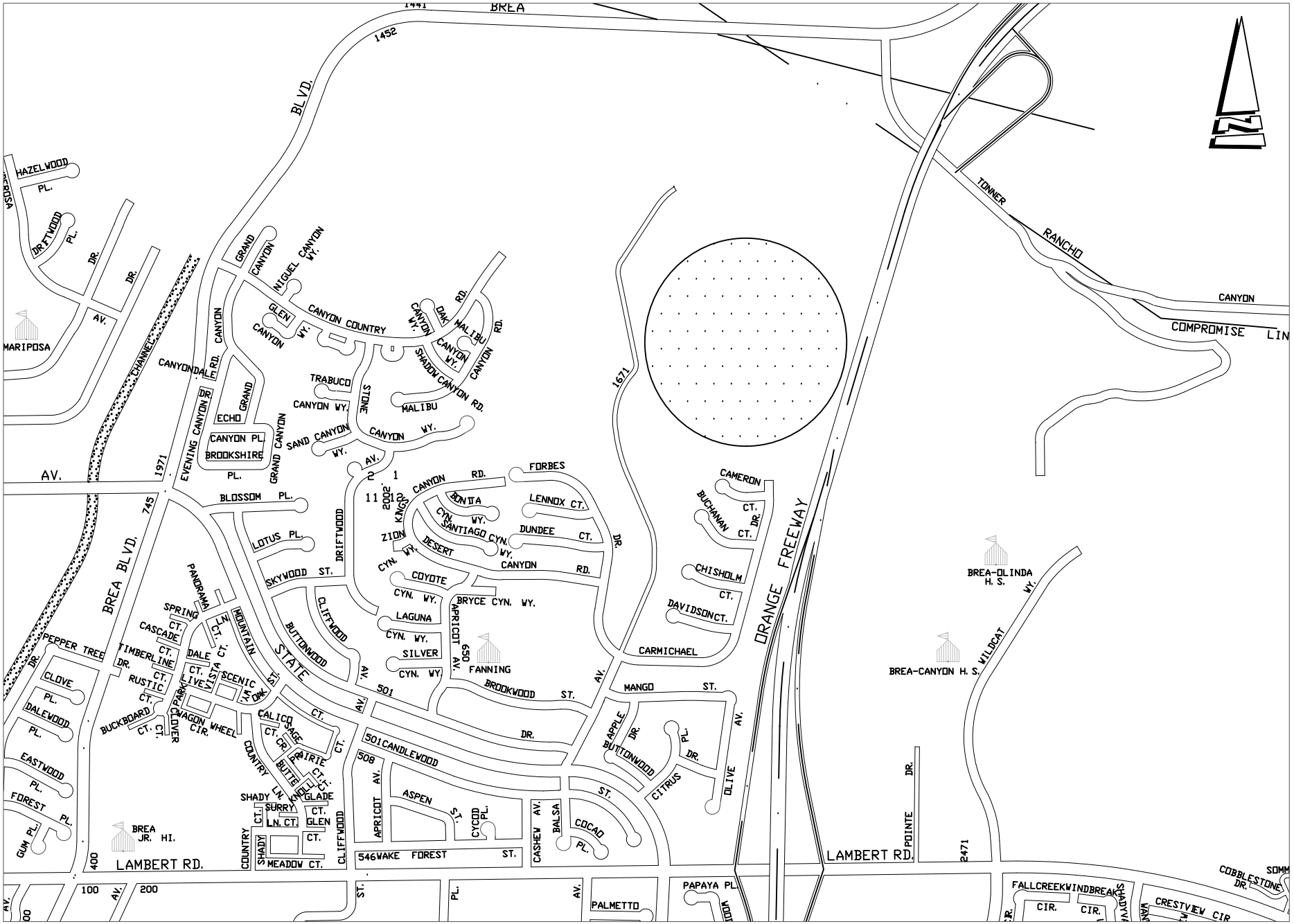

VICINITY MAP

NOT TO SCALE

PROJECT 7496
WATER IMPROVEMENTS - 790 ZONE RESERVOIR IMPROVEMENTS

This project will construct a new reservoir tank within the City's 790 pressure zone. The proposed improvements will include the construction of a new booster pump, mechanical vault, electrical equipment, building enclosure, reservoir storage tank, water lines, and all associated grading, utility, and paving infrastructure improvements.

PROJECT	Estimated Expenditures to Date	Estimated Carryover FY24-25	Proposed 2025-26	Proposed 2026-27	Proposed 2027-28	Proposed 2028-29	Proposed 2029-30	Proposed 2030-31	Proposed 2031-32	Total Budget
DESIGN	$ -	$ -	$ -	$ -	$ -	$ -	$ -	$ -	$ 500,000	$ 500,000
RIGHT OF WAY	$ -	$ -	$ -	$ -	$ -	$ -	$ -	$ -	$ -	$ -
CONSTRUCTION	$ -	$ -	$ -	$ -	$ -	$ -	$ -	$ -	$ -	$ -
CONST. ENGINEERING	$ -	$ -	$ -	$ -	$ -	$ -	$ -	$ -	$ -	$ -
TOTAL	$ -	$ -	$ -	$ -	$ -	$ -	$ -	$ -	$ 500,000	$ 500,000

FUNDING SOURCES										
Fund 420 (Water)	$ -	$ -	$ -	$ -	$ -	$ -	$ -	$ -	$ 500,000	$ 500,000
TOTAL	$ -	$ -	$ -	$ -	$ -	$ -	$ -	$ -	$ 500,000	$ 500,000

Project Manager Approval: Ryan Chapman

CITY OF BREA

SEVEN-YEAR CAPITAL IMPROVEMENT PROGRAM BUDGET

FY 2025-2026 through FY 2031-2032

SEWER IMPROVEMENTS

PROJECT 7617

SEWER IMPROVEMENTS - SEWER MAINLINE RELINING

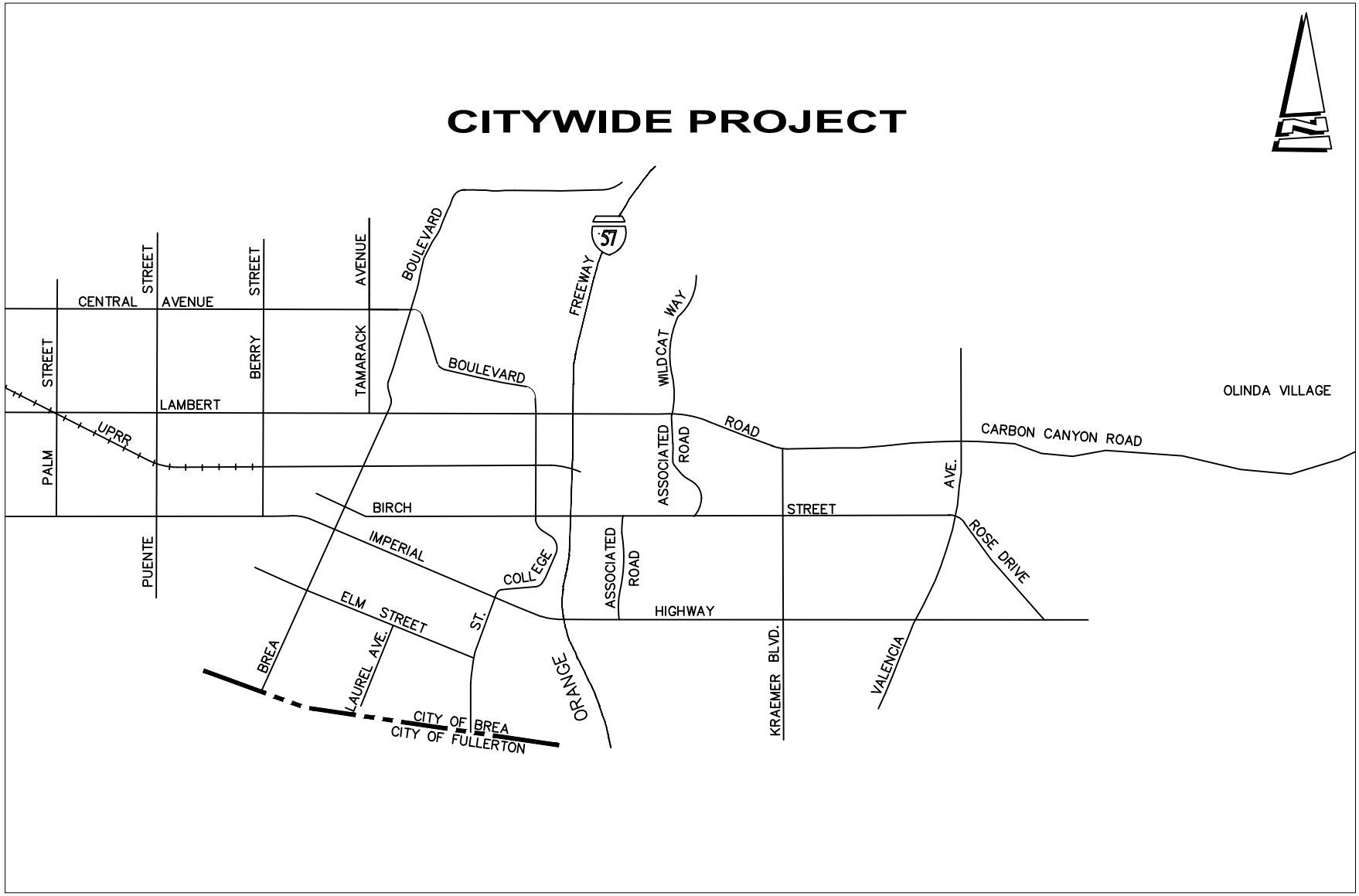

VICINITY MAP

NOT TO SCALE

PROJECT 7617
SEWER IMPROVEMENTS - SEWER MAINLINE RELINING

This is an annual program to reline damaged, cracked, and broken portions of sewer mainlines within the City and to repair sewer infrastructure that is identified as having structural, operation and maintenance, or construction defects within the current Sewer Master Plan. The project will also establish an on-going repair program to address identified deficient locations of sewer mainline.

PROJECT	Estimated Expenditures to Date	Estimated Carryover FY24-25	Proposed 2025-26	Proposed 2026-27	Proposed 2027-28	Proposed 2028-29	Proposed 2029-30	Proposed 2030-31	Proposed 2031-32	Total Budget
DESIGN	$ 237,704	$ 27,173	$ -	$ -	$ -	$ -	$ -	$ -	$ -	$ 264,877
RIGHT OF WAY	$ -	$ -	$ -	$ -	$ -	$ -	$ -	$ -	$ -	$ -
CONSTRUCTION	$ 4,040,968	$ 461,944	$ 600,000	$ 600,000	$ 600,000	$ 600,000	$ 600,000	$ 600,000	$ 600,000	$ 8,702,912
CONST. ENGINEERING	$ 475,408	$ 54,346	$ -	$ -	$ -	$ -	$ -	$ -	$ -	$ 529,754
TOTAL	$ 4,754,080	$ 543,463	$ 600,000	$ 600,000	$ 600,000	$ 600,000	$ 600,000	$ 600,000	$ 600,000	$ 9,497,543

FUNDING SOURCES										
Fund 430 (Sewer)	$ 4,754,080	$ 543,463	$ 600,000	$ 600,000	$ 600,000	$ 600,000	$ 600,000	$ 600,000	$ 600,000	$ 9,497,543
TOTAL	$ 4,754,080	$ 543,463	$ 600,000	$ 600,000	$ 600,000	$ 600,000	$ 600,000	$ 600,000	$ 600,000	$ 9,497,543

Project Manager Approval: Rudy Correa

PROJECT 7629

SEWER IMPROVEMENTS -
RANDOLPH AVE & IMPERIAL HWY SEWER CAPACITY IMPROVEMENTS

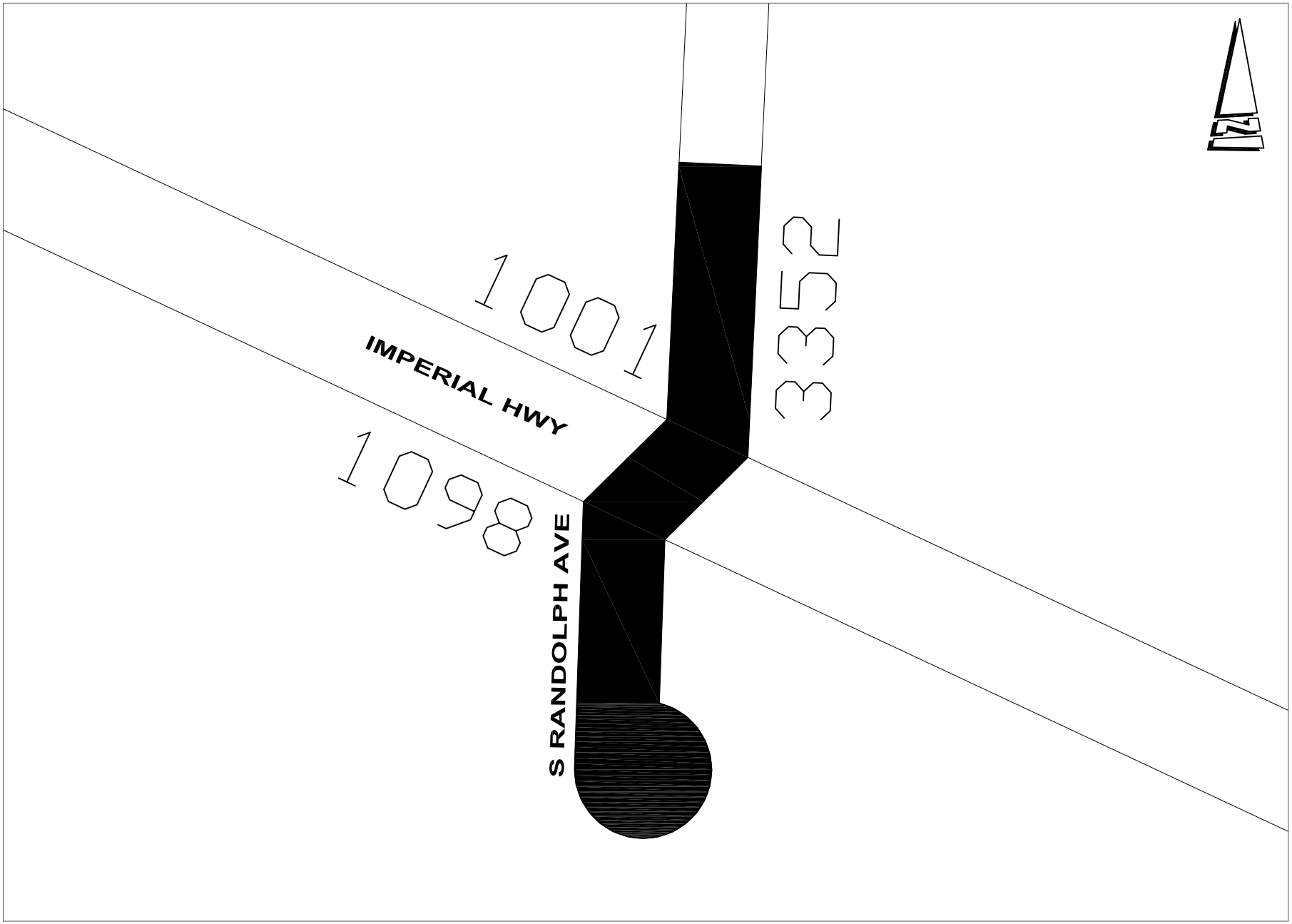

VICINITY MAP

NOT TO SCALE

PROJECT 7629

SEWER IMPROVEMENTS - RANDOLPH AVE & IMPERIAL HWY SEWER CAPACITY IMPROVEMENTS

This project proposes to upsize approximately 495 linear feet of sanitary sewer that crosses the intersection of Imperial Highway, in order to provide additional sewer capacity.

PROJECT	Estimated Expenditures to Date	Estimated Carryover FY24-25	Proposed 2025-26	Proposed 2026-27	Proposed 2027-28	Proposed 2028-29	Proposed 2029-30	Proposed 2030-31	Proposed 2031-32	Total Budget
DESIGN	$ -	$ -	$ -	$ -	$ -	$ -	$ -	$ 65,000	$ -	$ 65,000
RIGHT OF WAY	$ -	$ -	$ -	$ -	$ -	$ -	$ -	$ -	$ -	$ -
CONSTRUCTION	$ -	$ -	$ -	$ -	$ -	$ -	$ -	$ -	$ 590,000	$ 590,000
CONST. ENGINEERING	$ -	$ -	$ -	$ -	$ -	$ -	$ -	$ -	$ 100,000	$ 100,000
TOTAL	$ -	$ -	$ -	$ -	$ -	$ -	$ -	$ 65,000	$ 690,000	$ 755,000

FUNDING SOURCES										
Fund 430 (Sewer)	$ -	$ -	$ -	$ -	$ -	$ -	$ -	$ 65,000	$ 690,000	$ 755,000
TOTAL	$ -	$ -	$ -	$ -	$ -	$ -	$ -	$ 65,000	$ 690,000	$ 755,000

Project Manager Approval: Ryan Chapman

PROJECT 7631

SEWER IMPROVEMENTS - BRIARWOOD LIFT STATION REPLACEMENT

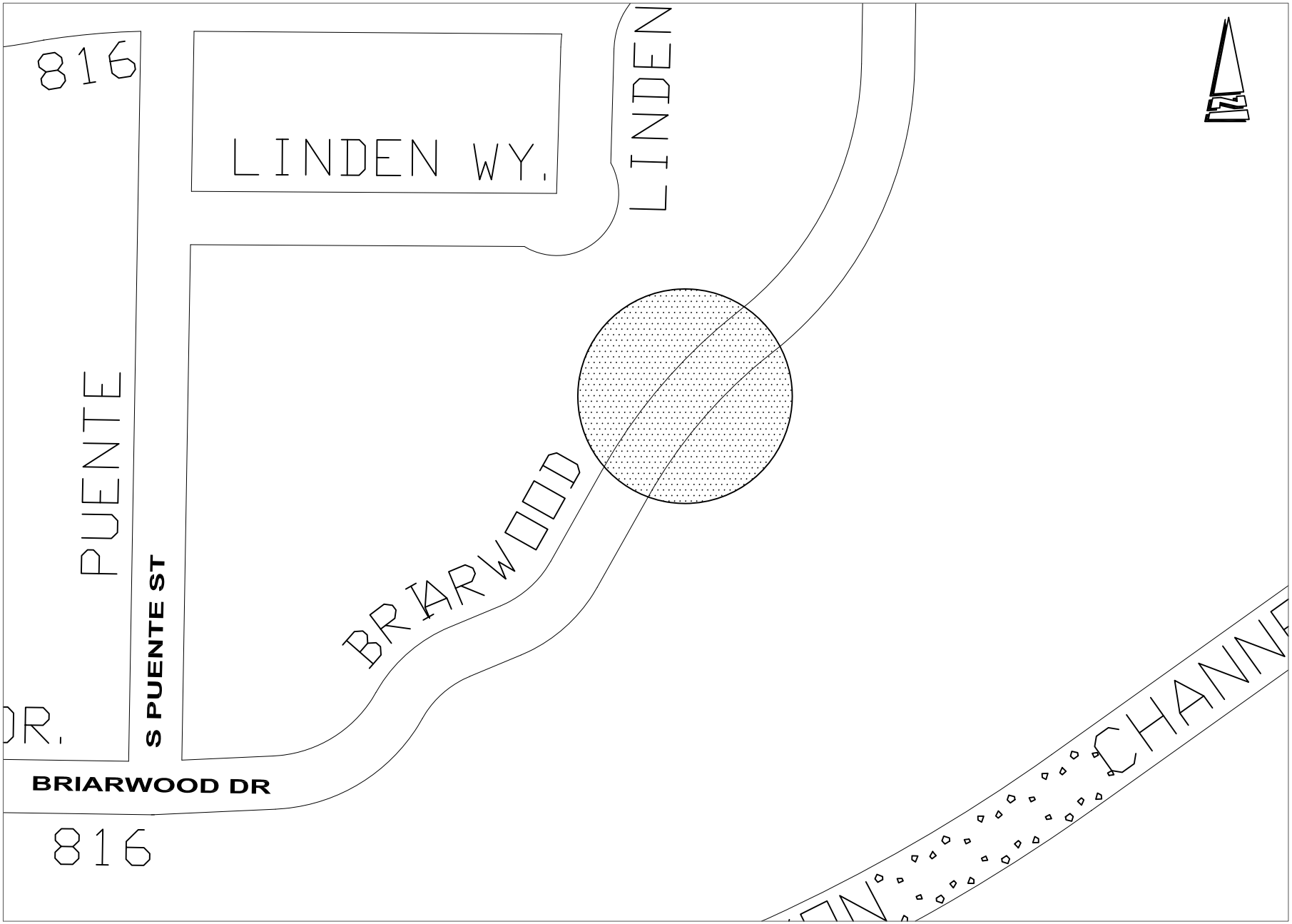

VICINITY MAP

NOT TO SCALE

PROJECT 7631
SEWER IMPROVEMENTS - BRIARWOOD LIFT STATION REPLACEMENT

This project includes replacing the existing pump station with a package pump station at the Briarwood Lift Station, as the lift station has reached the end of its useful life.

PROJECT	Estimated Expenditures to Date	Estimated Carryover FY24-25	Proposed 2025-26	Proposed 2026-27	Proposed 2027-28	Proposed 2028-29	Proposed 2029-30	Proposed 2030-31	Proposed 2031-32	Total Budget
DESIGN	$ 182,890	$ 1,342,090	$ -	$ -	$ -	$ -	$ -	$ -	$ -	$ 1,524,980
RIGHT OF WAY	$ -	$ -	$ -	$ -	$ -	$ -	$ -	$ -	$ -	$ -
CONSTRUCTION	$ -	$ -	$ -	$ -	$ -	$ -	$ -	$ -	$ -	$ -
CONST. ENGINEERING	$ -	$ -	$ -	$ -	$ -	$ -	$ -	$ -	$ -	$ -
TOTAL	$ 182,890	$ 1,342,090	$ -	$ -	$ -	$ -	$ -	$ -	$ -	$ 1,524,980

FUNDING SOURCES										
Fund 430 (Sewer)	$ 182,890	$ 1,342,090	$ -	$ -	$ -	$ -	$ -	$ -	$ -	$ 1,524,980
TOTAL	$ 182,890	$ 1,342,090	$ -	$ -	$ -	$ -	$ -	$ -	$ -	$ 1,524,980

Project Manager Approval: Ryan Chapman

PROJECT 7632

SEWER IMPROVEMENTS - CARBON CANYON ACCESS ROAD PHASE 1-3

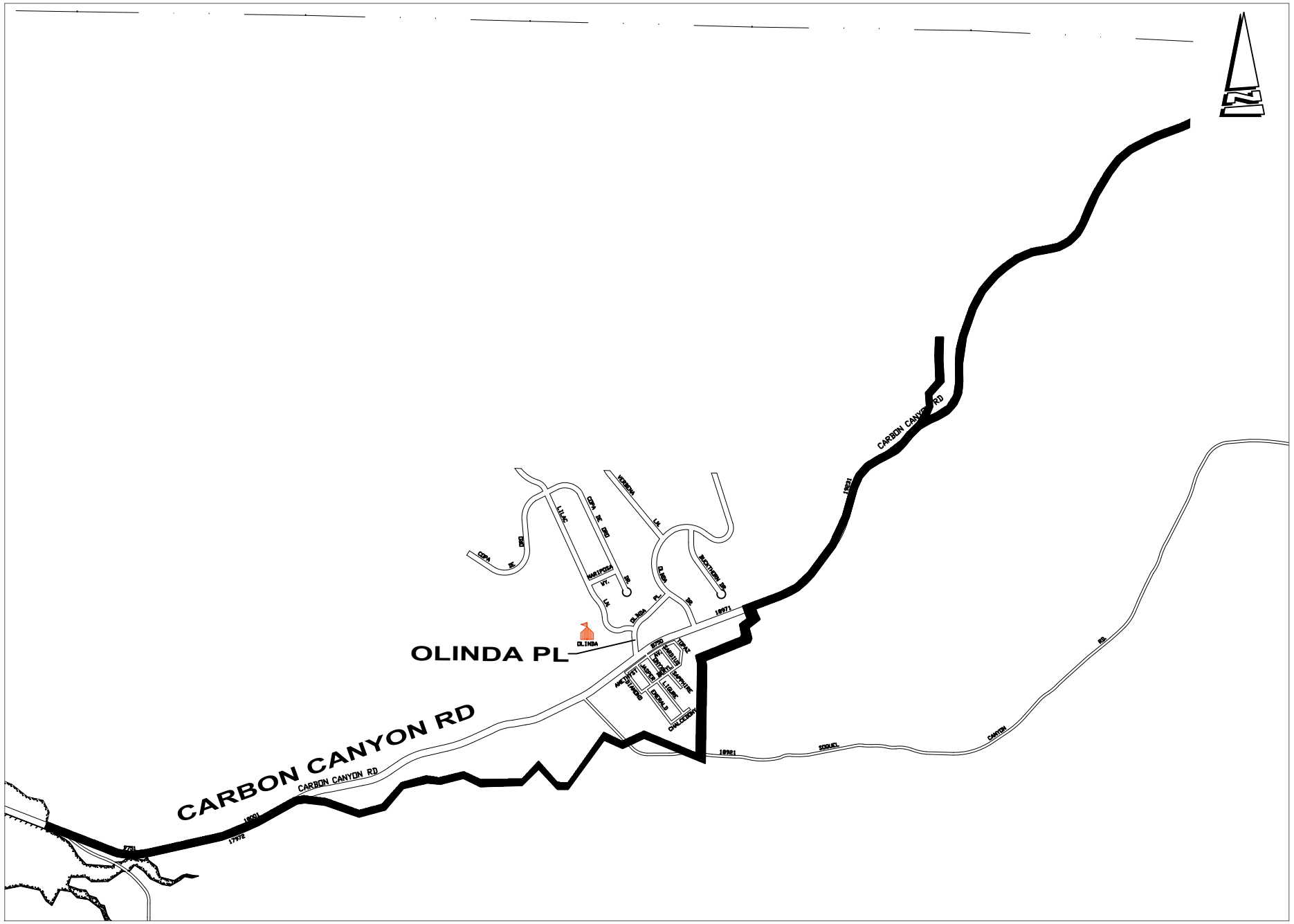

VICINITY MAP

NOT TO SCALE

PROJECT 7632
SEWER IMPROVEMENTS - CARBON CANYON ACCESS ROAD PHASE 1-3

This project proposes to provide improved access and a condition assessment of the sanitary sewer main that runs along Carbon Canyon Road from Chino Hills State Park to the east City limits. Phase 1 includes right-of-way acquisition to attain access to the sewer lines that are located to the south of Carbon Canyon Road. Phase 2 includes the construction of an access road that provides vehicular access to the sewer lines located to the south of Carbon Canyon Road. Phase 3 includes providing CCTV inspection and maintenance to the sewer lines to identify potential improvements within the project limits.

PROJECT	Estimated Expenditures to Date	Estimated Carryover FY24-25	Proposed 2025-26	Proposed 2026-27	Proposed 2027-28	Proposed 2028-29	Proposed 2029-30	Proposed 2030-31	Proposed 2031-32	Total Budget
DESIGN	$ -	$ 336,000	$ 30,000	$ 300,000	$ -	$ -	$ -	$ -	$ -	$ 666,000
RIGHT OF WAY	$ -	$ -	$ -	$ -	$ 350,000	$ 350,000	$ -	$ -	$ -	$ 700,000
CONSTRUCTION	$ -	$ -	$ -	$ -	$ -	$ -	$ 765,000	$ 765,000	$ 765,000	$ 2,295,000
CONST. ENGINEERING	$ -	$ -	$ -	$ -	$ -	$ -	$ 135,000	$ 135,000	$ 135,000	$ 405,000
TOTAL	$ -	$ 336,000	$ 30,000	$ 300,000	$ 350,000	$ 350,000	$ 900,000	$ 900,000	$ 900,000	$ 4,066,000

FUNDING SOURCES										
Fund 430 (Sewer)	$ -	$ 336,000	$ 30,000	$ 300,000	$ 350,000	$ 350,000	$ 900,000	$ 900,000	$ 900,000	$ 4,066,000
TOTAL	$ -	$ 336,000	$ 30,000	$ 300,000	$ 350,000	$ 350,000	$ 900,000	$ 900,000	$ 900,000	$ 4,066,000

Project Manager Approval: Ryan Chapman

PROJECT 7633

SEWER IMPROVEMENTS - BREA CREEK SIPHON S-2 ANALYSIS

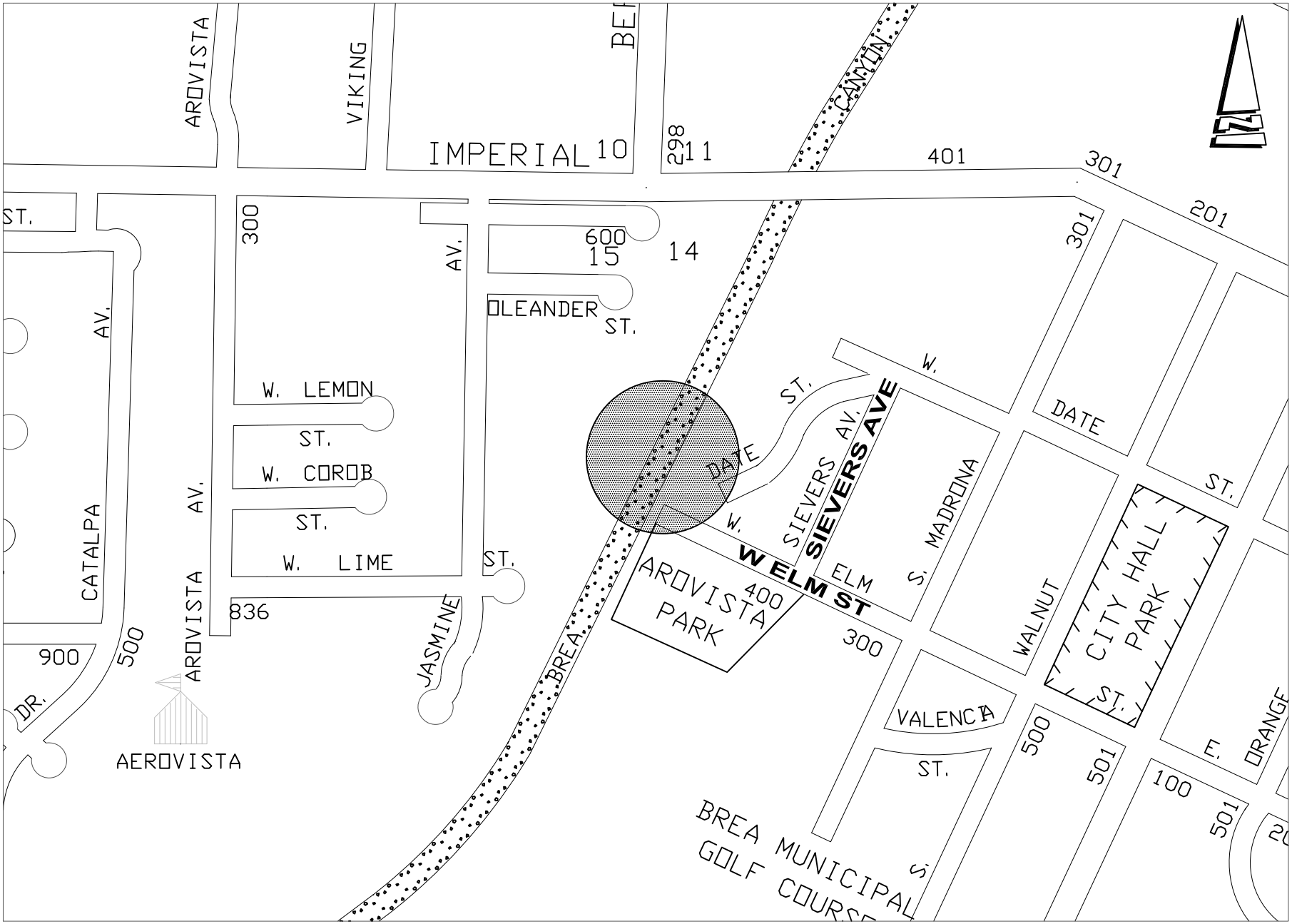

VICINITY MAP

NOT TO SCALE

PROJECT 7633
SEWER IMPROVEMENTS - BREA CREEK SIPHON S-2 ANALYSIS

This project includes providing an analysis of the sewer system both immediately up-stream and down-stream of existing Siphon S-2 located adjacent to Brea Creek within Arovista Park. The analysis will identify recommended operational improvements to the existing siphon, the routing entering and existing structure, and the routing crossing Brea Creek.

PROJECT	Estimated Expenditures to Date	Estimated Carryover FY24-25	Proposed 2025-26	Proposed 2026-27	Proposed 2027-28	Proposed 2028-29	Proposed 2029-30	Proposed 2030-31	Proposed 2031-32	Total Budget
DESIGN	$ 179,858	$ 394,142	$ -	$ -	$ -	$ -	$ -	$ -	$ -	$ 574,000
RIGHT OF WAY	$ -	$ -	$ -	$ -	$ -	$ -	$ -	$ -	$ -	$ -
CONSTRUCTION	$ -	$ -	$ -	$ -	$ -	$ -	$ -	$ -	$ -	$ -
CONST. ENGINEERING	$ -	$ -	$ -	$ -	$ -	$ -	$ -	$ -	$ -	$ -
TOTAL	$ 179,858	$ 394,142	$ -	$ -	$ -	$ -	$ -	$ -	$ -	$ 574,000

FUNDING SOURCES										
Fund 430 (Sewer)	$ 179,858	$ 394,142	$ -	$ -	$ -	$ -	$ -	$ -	$ -	$ 574,000
TOTAL	$ 179,858	$ 394,142	$ -	$ -	$ -	$ -	$ -	$ -	$ -	$ 574,000

Project Manager Approval: Ryan Chapman

CITY OF BREA

SEVEN-YEAR CAPITAL IMPROVEMENT PROGRAM BUDGET

FY 2025-2026 through FY 2031-2032

FACILITY IMPROVEMENTS

PROJECT 7719

FACILITY IMPROVEMENTS - BREA PD INTEGRATED CRIME CENTER (ICC) CITYWIDE CAMERA NETWORK

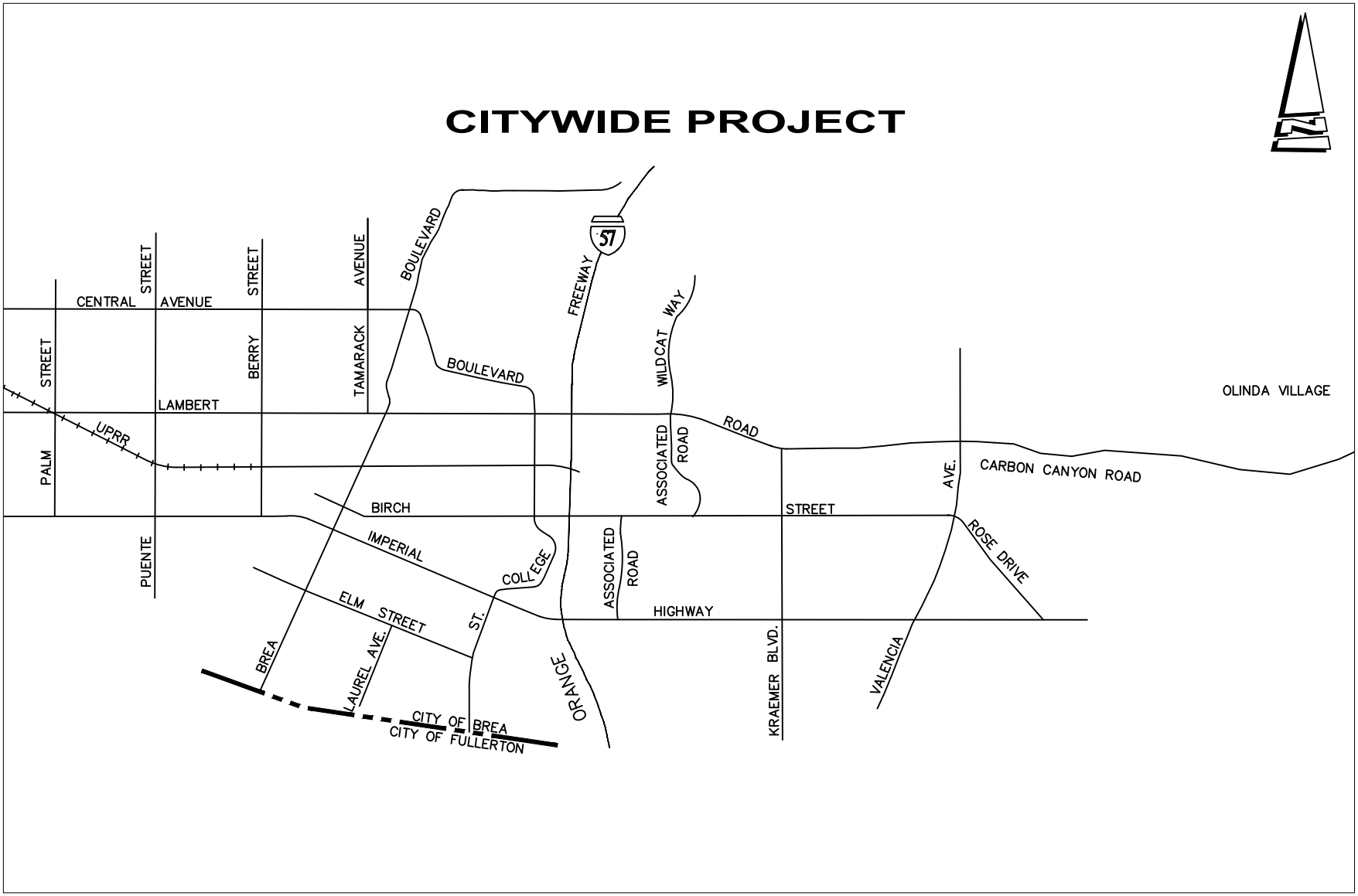

VICINITY MAP

NOT TO SCALE

PROJECT 7719

FACILITY IMPROVEMENTS - BREA PD INTEGRATED CRIME CENTER (ICC) CITYWIDE CAMERA NETWORK

This project will build a citywide camera network for the Police Department's Integrated Crime Center by installing new fiber infrastructure and utilizing existing dormant fiber to create a high-speed communication system. The project includes installing multi-sensor and PTZ cameras at various locations citywide. These cameras will transmit video feeds via the newly constructed communication system and will be integrated into the Police Department's existing video management system.

PROJECT	Estimated Expenditures to Date	Estimated Carryover FY24-25	Proposed 2025-26	Proposed 2026-27	Proposed 2027-28	Proposed 2028-29	Proposed 2029-30	Proposed 2030-31	Proposed 2031-32	Total Budget
DESIGN	$ 8,587	$ 90,409	$ -	$ -	$ -	$ -	$ -	$ -	$ -	$ 98,995
RIGHT OF WAY	$ -	$ -	$ -	$ -	$ -	$ -	$ -	$ -	$ -	$ -
CONSTRUCTION	$ 145,972	$ 1,536,945	$ -	$ -	$ -	$ -	$ -	$ -	$ -	$ 1,682,918
CONST. ENGINEERING	$ 17,173	$ 180,817	$ -	$ -	$ -	$ -	$ -	$ -	$ -	$ 197,990
TOTAL	$ 171,732	$ 1,808,171	$ -	$ -	$ -	$ -	$ -	$ -	$ -	$ 1,979,903

FUNDING SOURCES										
State Grants	$ 171,732	$ 1,808,171	$ -	$ -	$ -	$ -	$ -	$ -	$ -	$ 1,979,903
TOTAL	$ 171,732	$ 1,808,171	$ -	$ -	$ -	$ -	$ -	$ -	$ -	$ 1,979,903

Project Manager Approval: Ryan Chapman

PROJECT 7923
FACILITY IMPROVEMENTS - FIRE STATION NO. 1
SEISMIC UPGRADES

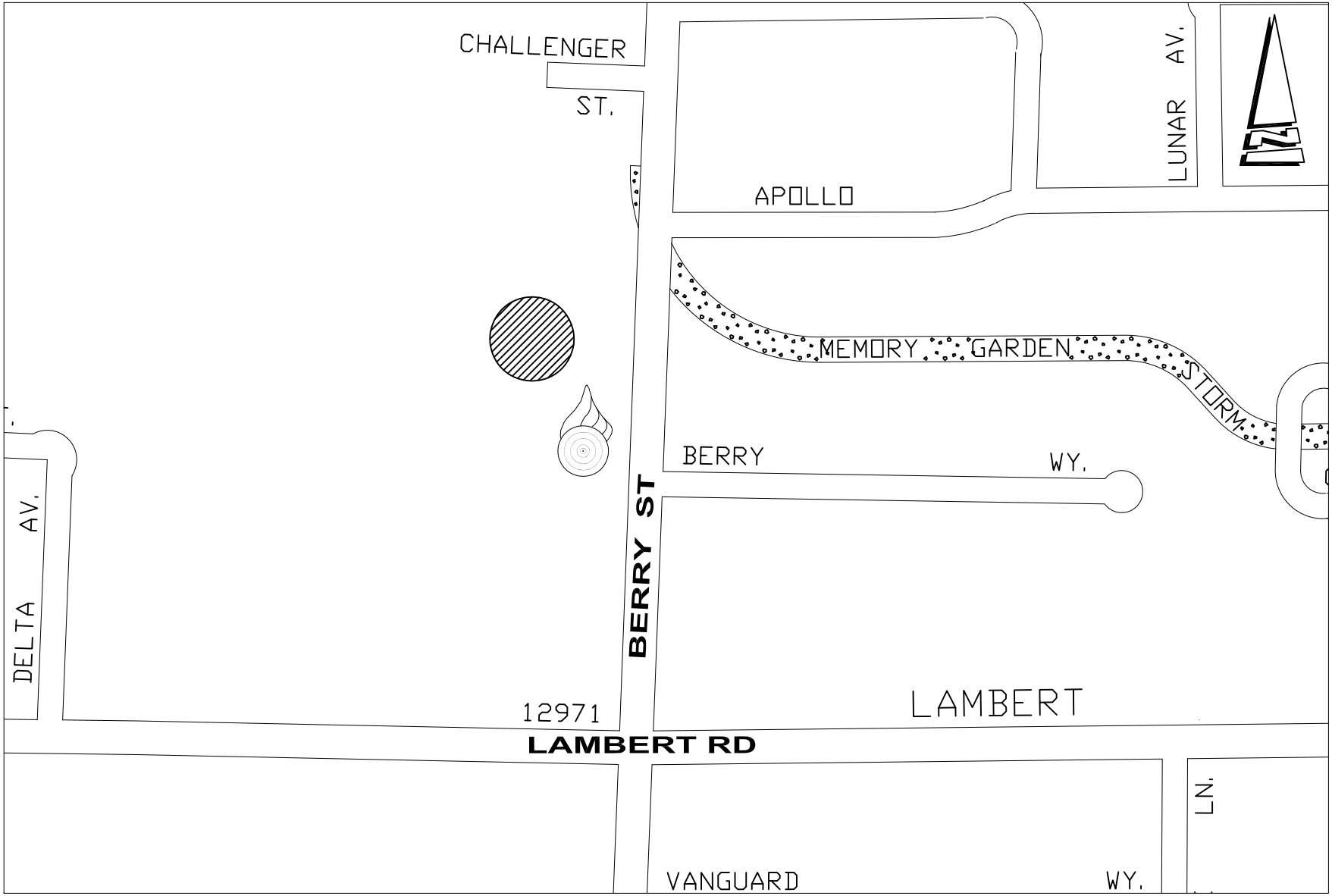

VICINITY MAP

NOT TO SCALE

PROJECT 7923
FACILITY IMPROVEMENTS - FIRE STATION NO. 1 SEISMIC UPGRADES

This project will upgrade Fire Station No. 1 to meet current seismic code and construct new woman's and accessible restroom facilities.

PROJECT	Estimated Expenditures to Date	Estimated Carryover FY24-25	Proposed 2025-26	Proposed 2026-27	Proposed 2027-28	Proposed 2028-29	Proposed 2029-30	Proposed 2030-31	Proposed 2031-32	Total Budget
DESIGN	$ 354,498.82	$ 69,302	$ -	$ -	$ -	$ -	$ -	$ -	$ -	$ 423,801
RIGHT OF WAY	$ -	$ -	$ -	$ -	$ -	$ -	$ -	$ -	$ -	$ -
CONSTRUCTION	$ -	$ -	$ -	$ -	$ -	$ -	$ -	$ -	$ -	$ -
CONST. ENGINEERING	$ -	$ -	$ -	$ -	$ -	$ -	$ -	$ -	$ -	$ -
TOTAL	$ 354,499	$ 69,302	$ -	$ -	$ -	$ -	$ -	$ -	$ -	$ 423,801

FUNDING SOURCES										
Fund 182 (FARP)	$ 354,499	$ 69,302	$ -	$ -	$ -	$ -	$ -	$ -	$ -	$ 423,801
TOTAL	$ 354,499	$ 69,302	$ -	$ -	$ -	$ -	$ -	$ -	$ -	$ 423,801

Project Manager Approval: Eric Aulls

PROJECT 7936

FACILITY IMPROVEMENTS - CITY FACILITY & MEDIAN LANDSCAPE IMPROVEMENTS

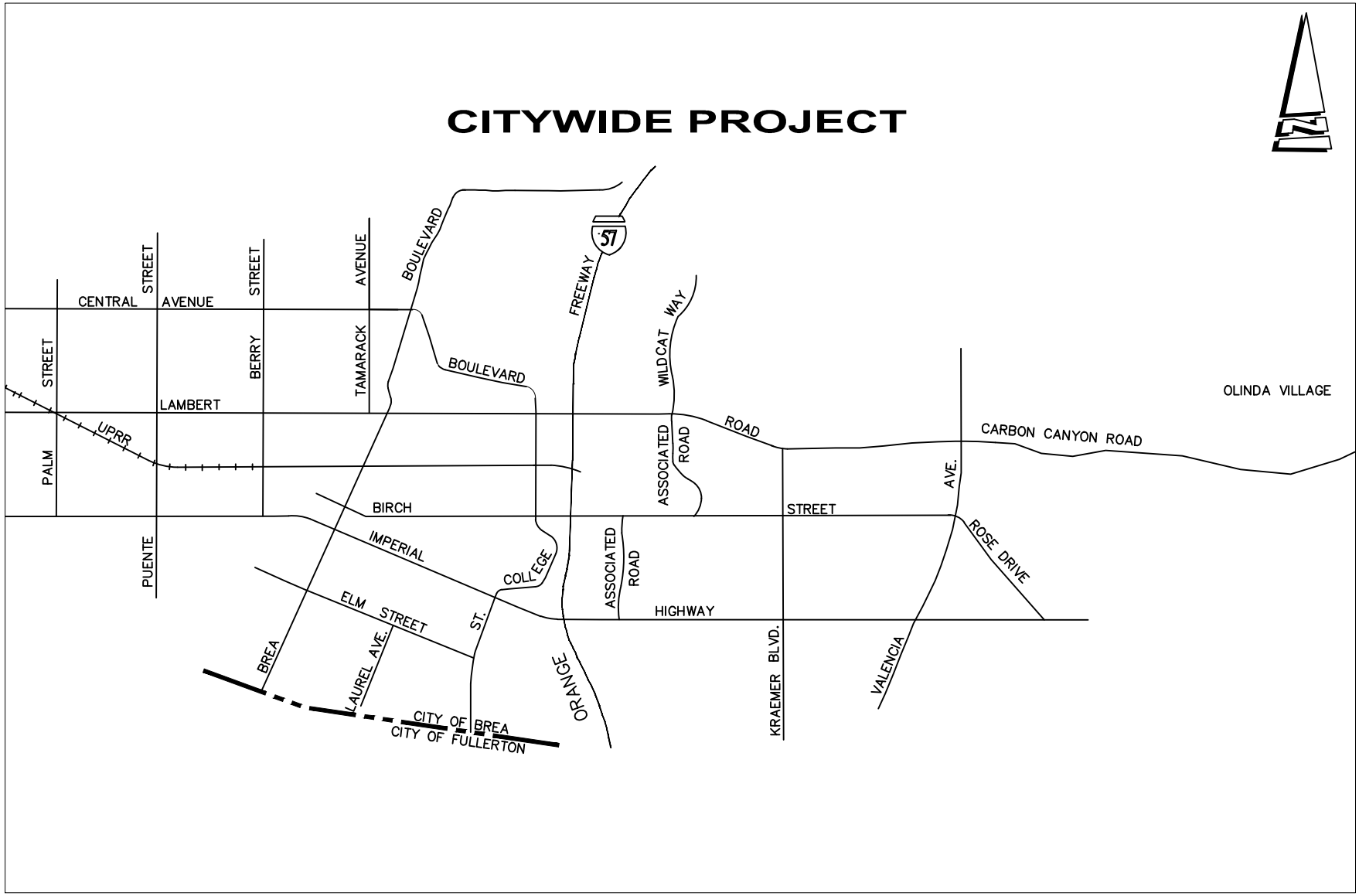

VICINITY MAP

NOT TO SCALE

PROJECT 7936
FACILITY IMPROVEMENTS - CITY FACILITY & MEDIAN LANDSCAPE IMPROVEMENTS

This project will replace turf with a combination of low water use plant material, decomposed granite, and mulch at City facilities and medians.

PROJECT	Estimated Expenditures to Date	Estimated Carryover FY24-25	Proposed 2025-26	Proposed 2026-27	Proposed 2027-28	Proposed 2028-29	Proposed 2029-30	Proposed 2030-31	Proposed 2031-32	Total Budget
DESIGN	$ 57,520	$ 4,468	$ -	$ -	$ 50,000	$ 50,000	$ 50,000	$ 50,000	$ 50,000	$ 311,988
RIGHT OF WAY	$ -	$ -	$ -	$ -	$ -	$ -	$ -	$ -	$ -	$ -
CONSTRUCTION	$ 977,837	$ 75,951	$ -	$ -	$ 100,000	$ 100,000	$ 100,000	$ 100,000	$ 100,000	$ 1,553,788
CONST. ENGINEERING	$ 115,040	$ 8,935	$ -	$ -	$ -	$ -	$ -	$ -	$ -	$ 123,975
TOTAL	$ 1,150,397	$ 89,354	$ -	$ -	$ 150,000	$ 150,000	$ 150,000	$ 150,000	$ 150,000	$ 1,989,751

FUNDING SOURCES										
Fund 110 (General)	$ 68,714	$ -	$ -	$ -	$ -	$ -	$ -	$ -	$ -	$ 68,714
Fund 182 (FARP)	$ 406,224	$ 1,091	$ -	$ -	$ 75,000	$ 75,000	$ 75,000	$ 75,000	$ 75,000	$ 782,315
Fund 220 (Gas Tax)	$ -	$ 75,000	$ -	$ -	$ 75,000	$ 75,000	$ 75,000	$ 75,000	$ 75,000	$ 450,000
Fund 250 (Park)	$ 8,837	$ 13,263	$ -	$ -	$ -	$ -	$ -	$ -	$ -	$ 22,100
Fund 420 (Water)	$ 495,022	$ -	$ -	$ -	$ -	$ -	$ -	$ -	$ -	$ 495,022
Other (Funded)	$ 171,600	$ -	$ -	$ -	$ -	$ -	$ -	$ -	$ -	$ 171,600
TOTAL	$ 1,150,397	$ 89,354	$ -	$ -	$ 150,000	$ 150,000	$ 150,000	$ 150,000	$ 150,000	$ 1,989,751

Project Manager Approval: Eric Aulls

PROJECT 7946

FACILITY IMPROVEMENTS -
WESTERN EXTENSION TO THE TRACKS AT BREA

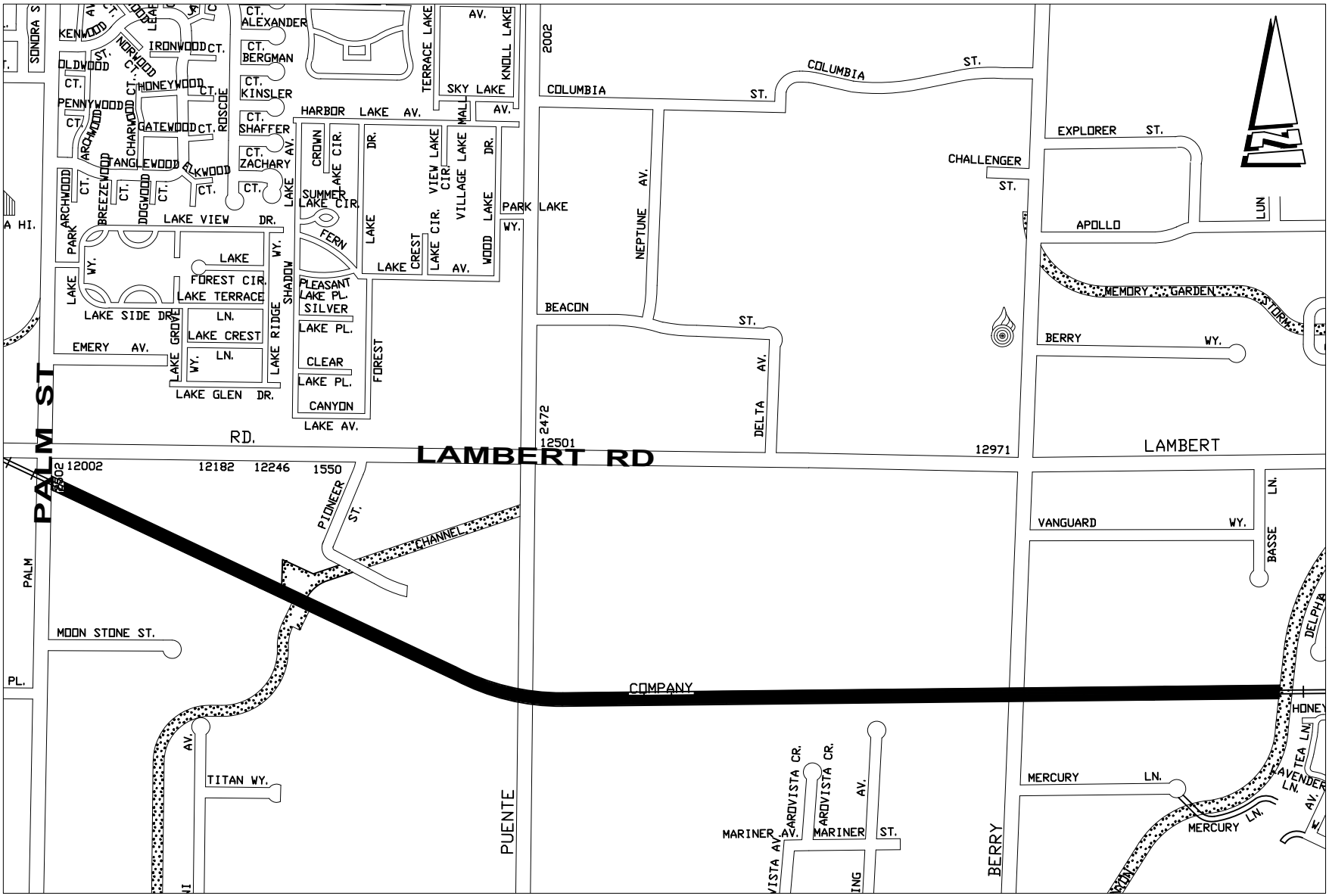

VICINITY MAP

NOT TO SCALE

PROJECT 7946
FACILITY IMPROVEMENTS - WESTERN EXTENSION TO THE TRACKS AT BREA

This project will continue the Tracks at Brea trail system to the west City limits and connect the existing facility to the City of La Habra trail system.

PROJECT	Estimated Expenditures to Date	Estimated Carryover FY24-25	Proposed 2025-26	Proposed 2026-27	Proposed 2027-28	Proposed 2028-29	Proposed 2029-30	Proposed 2030-31	Proposed 2031-32	Total Budget
DESIGN	$ 320,179	$ 280,000	$ -	$ -	$ -	$ -	$ -	$ -	$ -	$ 600,179
RIGHT OF WAY	$ -	$ 6,332,891	$ -	$ -	$ -	$ -	$ -	$ -	$ -	$ 6,332,891
CONSTRUCTION	$ -	$ -	$ -	$ -	$ -	$ -	$ -	$ -	$ -	$ -
CONST. ENGINEERING	$ -	$ -	$ -	$ -	$ -	$ -	$ -	$ -	$ -	$ -
TOTAL	$ 320,179	$ 6,288,995	$ -	$ -	$ -	$ -	$ -	$ -	$ -	$ 6,609,174
FUNDING SOURCES										
Fund 110 (General)	$ 39,227	$ -	$ -	$ -	$ -	$ -	$ -	$ -	$ -	$ 39,227
Fund 250 (Park)	$ 148,780	$ 841,220	$ -	$ -	$ -	$ -	$ -	$ -	$ -	$ 990,000
Federal Grants	$ 132,172	$ 2,019,931	$ -	$ -	$ -	$ -	$ -	$ -	$ -	$ 2,152,103
State Grants	$ -	$ 3,427,844	$ -	$ -	$ -	$ -	$ -	$ -	$ -	$ 3,427,844
TOTAL	$ 320,179	$ 6,288,995	$ -	$ -	$ -	$ -	$ -	$ -	$ -	$ 6,609,174

Project Manager Approval: Michael Ho

PROJECT 7956

FACILITY IMPROVEMENTS - TAMARACK PARK PARKING LOT ASPHALT REHABILITATION

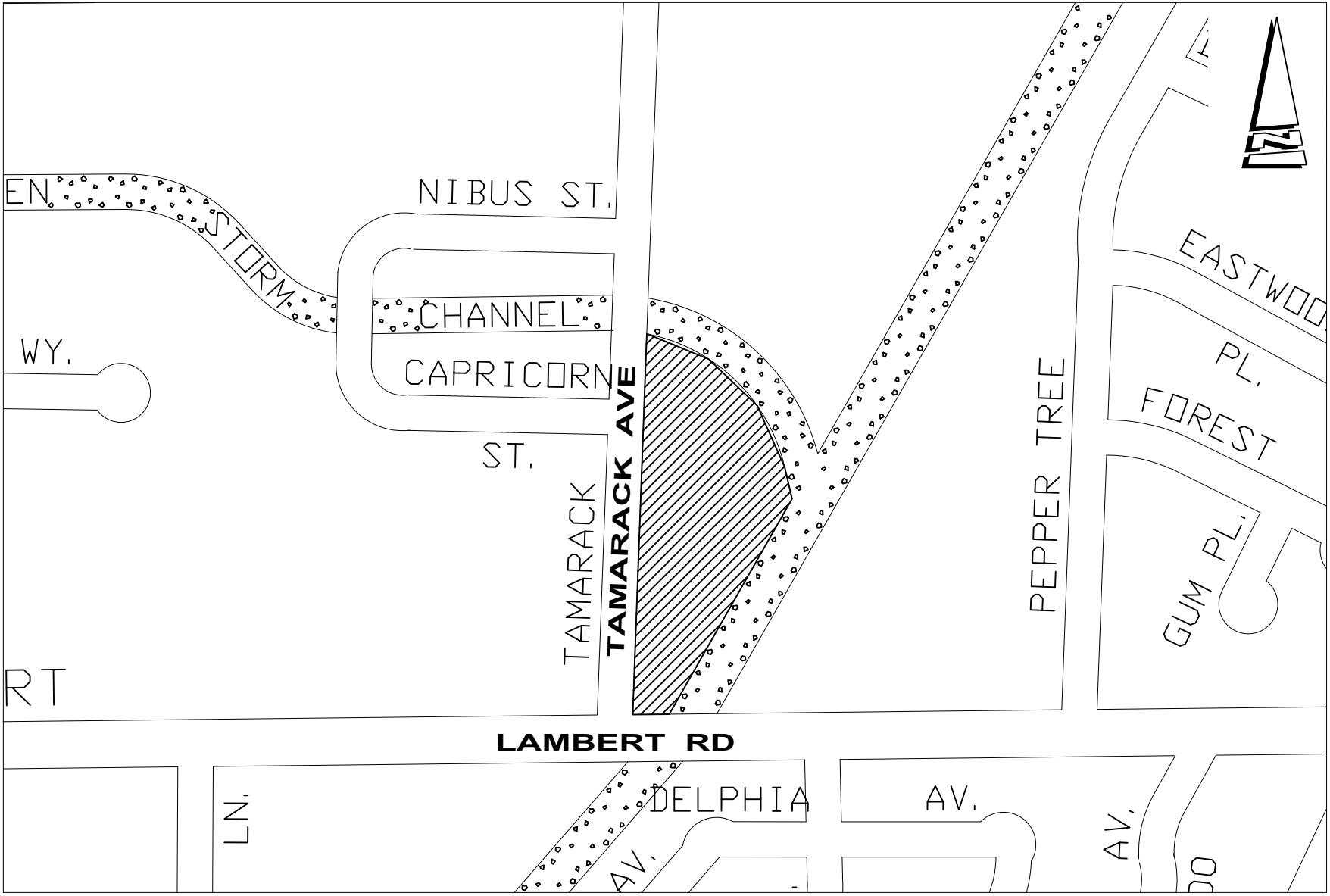

VICINITY MAP

NOT TO SCALE

PROJECT 7956
FACILITY IMPROVEMENTS - TAMARACK PARKING LOT ASPHALT REHABILITATION

This project will include the removal and reconstruction of the existing restroom and concessions building, construction of a trahs enclosure, asphalt paving, ADA ramp, landscape and irrigation, security camera, and parking lot improvements at Tamarack Park.

PROJECT	Estimated Expenditures to Date	Estimated Carryover FY24-25	Proposed 2025-26	Proposed 2026-27	Proposed 2027-28	Proposed 2028-29	Proposed 2029-30	Proposed 2030-31	Proposed 2031-32	Total Budget
DESIGN	$ 96,042	$ 608,959	$ -	$ -	$ -	$ -	$ -	$ -	$ -	$ 705,001
RIGHT OF WAY	$ -	$ -	$ -	$ -	$ -	$ -	$ -	$ -	$ -	$ -
CONSTRUCTION	$ -	$ -	$ -	$ -	$ -	$ -	$ -	$ -	$ -	$ -
CONST. ENGINEERING	$ -	$ -	$ -	$ -	$ -	$ -	$ -	$ -	$ -	$ -
TOTAL	$ 96,042	$ 608,959	$ -	$ -	$ -	$ -	$ -	$ -	$ -	$ 705,001

FUNDING SOURCES										
Fund 182 (FARP)	$ 96,042	$ 408,959	$ -	$ -	$ -	$ -	$ -	$ -	$ -	$ 505,001
Fund 220 (Gas Tax)	$ -	$ 200,000	$ -	$ -	$ -	$ -	$ -	$ -	$ -	$ 200,000
TOTAL	$ 96,042	$ 608,959	$ -	$ -	$ -	$ -	$ -	$ -	$ -	$ 705,001

Project Manager Approval: Ryan Chapman

PROJECT 7970

FACILITY IMPROVEMENTS - CITYWIDE HVAC IMPROVEMENTS

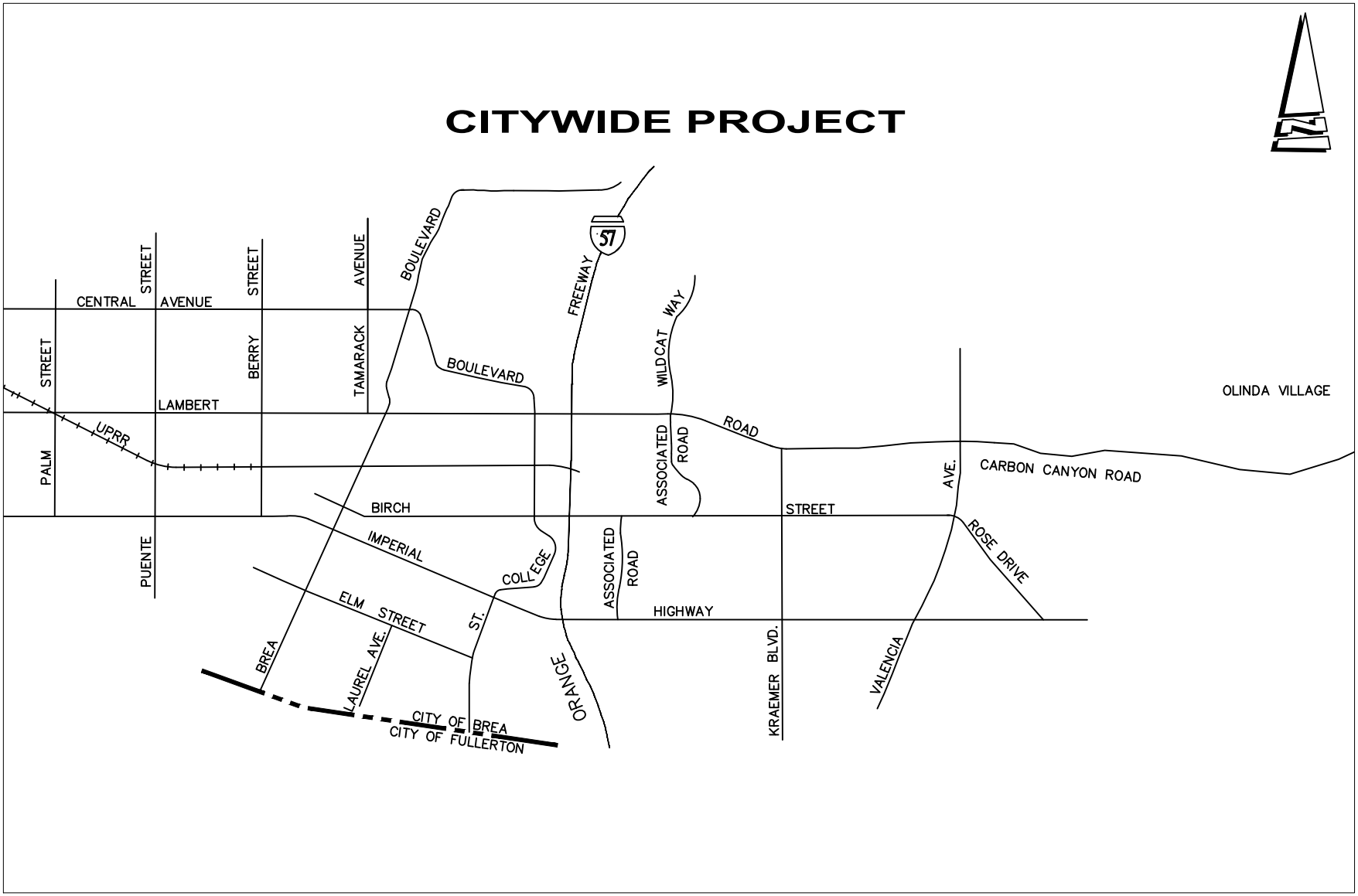

VICINITY MAP

NOT TO SCALE

PROJECT 7970
FACILITY IMPROVEMENTS - CITYWIDE HVAC IMPROVEMENTS

This project will upgrade the HVAC, lighting, and other energy consuming equipment to improve energy use efficiency at various City facilities.

PROJECT	Estimated Expenditures to Date	Estimated Carryover FY24-25	Proposed 2025-26	Proposed 2026-27	Proposed 2027-28	Proposed 2028-29	Proposed 2029-30	Proposed 2030-31	Proposed 2031-32	Total Budget
DESIGN	$ 1,960	$ -	$ -	$ -	$ -	$ -	$ -	$ -	$ -	$ 1,960
RIGHT OF WAY	$ -	$ -	$ -	$ -	$ -	$ -	$ -	$ -	$ -	$ -
CONSTRUCTION	$ 33,320	$ -	$ 100,000	$ -	$ 100,000	$ -	$ 100,000	$ -	$ 100,000	$ 433,320
CONST. ENGINEERING	$ 3,920	$ -	$ -	$ -	$ -	$ -	$ -	$ -	$ -	$ 3,920
TOTAL	$ 39,200	$ -	$ 100,000	$ -	$ 100,000	$ -	$ 100,000	$ -	$ 100,000	$ 439,200
FUNDING SOURCES										
Fund 182 (FARP)	$ 39,200	$ -	$ 100,000	$ -	$ 100,000	$ -	$ 100,000	$ -	$ 100,000	$ 439,200
TOTAL	$ 39,200	$ -	$ 100,000	$ -	$ 100,000	$ -	$ 100,000	$ -	$ 100,000	$ 439,200

Project Manager Approval: Eric Aulls

PROJECT 7974

FACILITY IMPROVEMENTS - CITYWIDE ELEVATOR IMPROVEMENTS

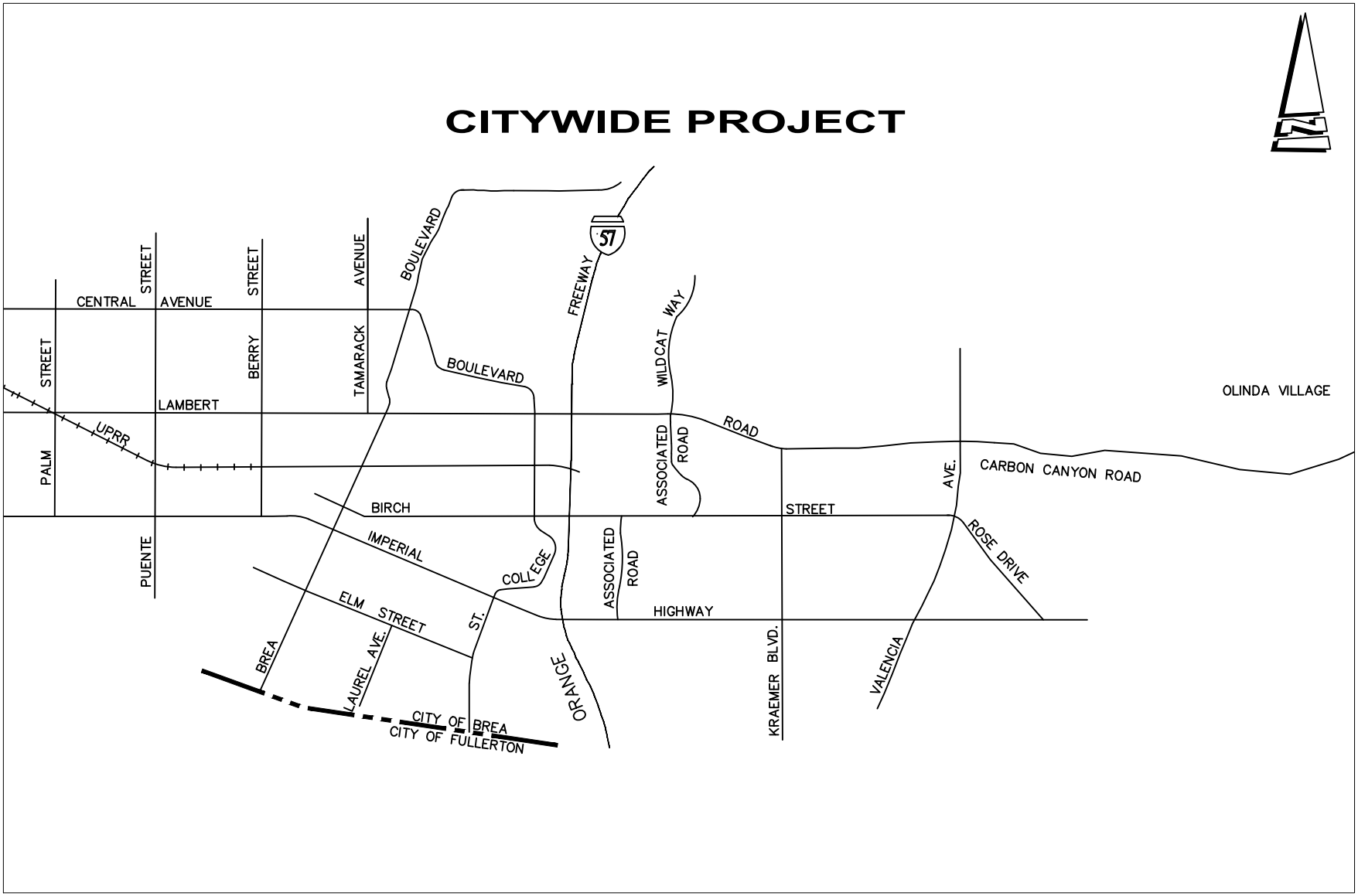

VICINITY MAP

NOT TO SCALE

PROJECT 7974
FACILITY IMPROVEMENTS - CITYWIDE ELEVATOR IMPROVEMENTS

This project will update the control equipment and safety features of existing elevators at various City facilities.

PROJECT	Estimated Expenditures to Date	Estimated Carryover FY24-25	Proposed 2025-26	Proposed 2026-27	Proposed 2027-28	Proposed 2028-29	Proposed 2029-30	Proposed 2030-31	Proposed 2031-32	Total Budget
DESIGN	$ -	$ -	$ -	$ -	$ -	$ -	$ -	$ -	$ -	$ -
RIGHT OF WAY	$ -	$ -	$ -	$ -	$ -	$ -	$ -	$ -	$ -	$ -
CONSTRUCTION	$ -	$ -	$ 200,000	$ -	$ -	$ 200,000	$ -	$ -	$ 200,000	$ 600,000
CONST. ENGINEERING	$ -	$ -	$ -	$ -	$ -	$ -	$ -	$ -	$ -	$ -
TOTAL	$ -	$ -	$ 200,000	$ -	$ -	$ 200,000	$ -	$ -	$ 200,000	$ 600,000
FUNDING SOURCES										
Fund 182 (FARP)	$ -	$ -	$ 200,000	$ -	$ -	$ 200,000	$ -	$ -	$ 200,000	$ 600,000
TOTAL	$ -	$ -	$ 200,000	$ -	$ -	$ 200,000	$ -	$ -	$ 200,000	$ 600,000

Project Manager Approval: Eric Aulls

PROJECT 7975
FACILITY IMPROVEMENTS - SENIOR CENTER & PIONEER HALL ROOFS

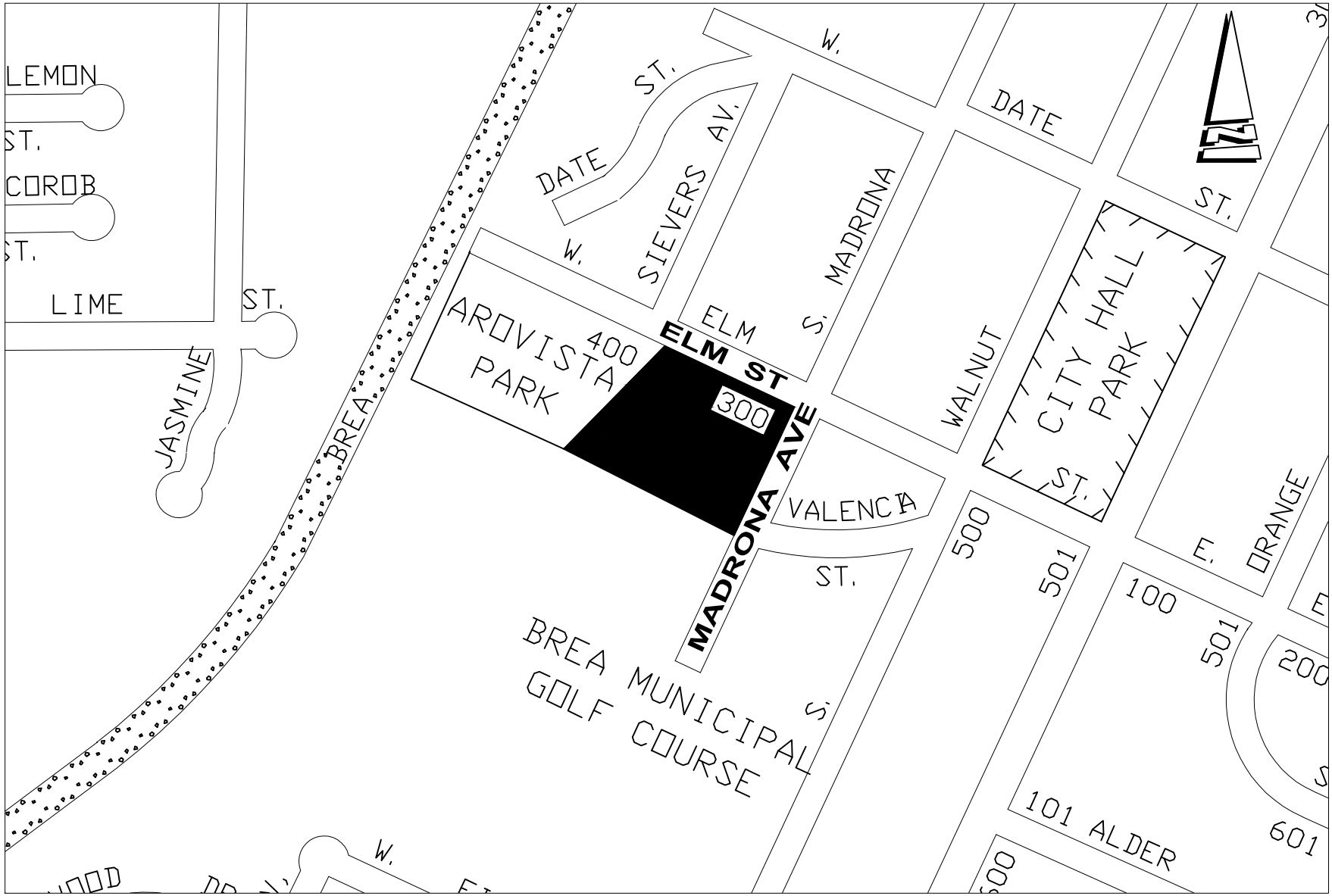

VICINITY MAP

NOT TO SCALE

PROJECT 7975
FACILITY IMPROVEMENTS - SENIOR CENTER & PIONEER HALL ROOFS

This project will replace the roofing material and roof drain systems on both the Senior Center and Pioneer Hall buildings.

PROJECT	Estimated Expenditures to Date	Estimated Carryover FY24-25	Proposed 2025-26	Proposed 2026-27	Proposed 2027-28	Proposed 2028-29	Proposed 2029-30	Proposed 2030-31	Proposed 2031-32	Total Budget
DESIGN	$ 6,198	$ -	$ -	$ -	$ -	$ -	$ -	$ -	$ -	$ 6,198
RIGHT OF WAY	$ -	$ -	$ -	$ -	$ -	$ -	$ -	$ -	$ -	$ -
CONSTRUCTION	$ -	$ -	$ 315,000	$ -	$ -	$ -	$ -	$ -	$ -	$ 315,000
CONST. ENGINEERING	$ -	$ -	$ 35,000	$ -	$ -	$ -	$ -	$ -	$ -	$ 35,000
TOTAL	$ 6,198	$ -	$ 350,000	$ -	$ -	$ -	$ -	$ -	$ -	$ 356,198

FUNDING SOURCES										
Fund 182 (FARP)	$ 6,198	$ -	$ 350,000	$ -	$ -	$ -	$ -	$ -	$ -	$ 356,198
TOTAL	$ 6,198	$ -	$ 350,000	$ -	$ -	$ -	$ -	$ -	$ -	$ 356,198

Project Manager Approval: Eric Aulls

PROJECT 7978

FACILITY IMPROVEMENTS - AROVISTA PARK MODERNIZATION PROJECT

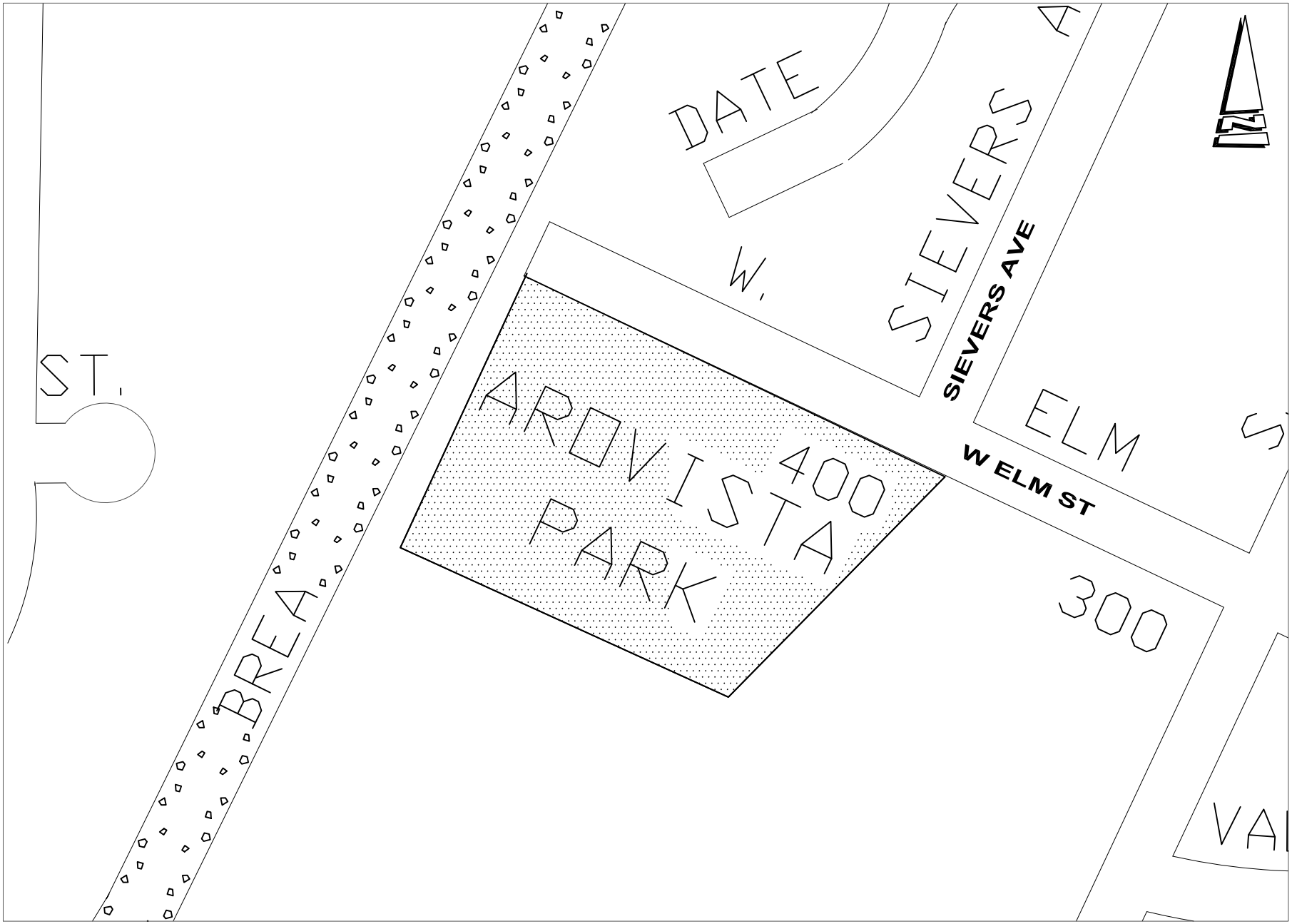

VICINITY MAP

NOT TO SCALE

PROJECT 7978
FACILITY IMPROVEMENTS - AROVISTA PARK MODERNIZATION PROJECT

The Project proposes to update and modernize the existing 14.84-acre Arovista Park in Brea, CA. The park property is generally bounded by Imperial Highway (SR 90) to the north, Jasmine Drive to the West, Brea Creek (Orange County Channel) to the East and the Brea Golf Course to the South. The work generally includes: constructing new playground equipment; removing existing and installing new restroom facilities; upgrades to walkways and ADA improvements for access; existing parking lot re-surfacing and lighting; re-surfacing existing basketball and volley ball courts; regrading existing softball fields; replacement of existing irrigation system; removing and replacement of trees; landscaping; utility improvements; and other recreational improvements and storage facility amenities within the existing footprint of the 14.84-acre park area.

PROJECT	Estimated Expenditures to Date	Estimated Carryover FY24-25	Proposed 2025-26	Proposed 2026-27	Proposed 2027-28	Proposed 2028-29	Proposed 2029-30	Proposed 2030-31	Proposed 2031-32	Total Budget
DESIGN	$ 8,190,091	$ -	$ -	$ -	$ -	$ -	$ -	$ -	$ -	$ 8,190,091
RIGHT OF WAY	$ -	$ -	$ -	$ -	$ -	$ -	$ -	$ -	$ -	$ -
CONSTRUCTION	$ -	$ 14,765,861	$ -	$ -	$ -	$ -	$ -	$ -	$ -	$ 14,765,861
CONST. ENGINEERING	$ -	$ 1,640,651	$ -	$ -	$ -	$ -	$ -	$ -	$ -	$ 1,640,651
TOTAL	$ 8,190,091	$ 16,406,512	$ -	$ -	$ -	$ -	$ -	$ -	$ -	$ 24,596,603

FUNDING SOURCES										
Fund 110 (General)	$ -	$ 6,331,684	$ -	$ -	$ -	$ -	$ -	$ -	$ -	$ 6,331,684
Fund 140 (C.B.E.D.)	$ 4,745,534	$ 3,449,059	$ -	$ -	$ -	$ -	$ -	$ -	$ -	$ 8,194,593
Fund 182 (FARP)	$ -	$ 1,298,982	$ -	$ -	$ -	$ -	$ -	$ -	$ -	$ 1,298,982
Fund 220 (Gas Tax)	$ -	$ 130,000	$ -	$ -	$ -	$ -	$ -	$ -	$ -	$ 130,000
Fund 240 (AQMD)	$ -	$ 590,000	$ -	$ -	$ -	$ -	$ -	$ -	$ -	$ 590,000
Fund 250 (Park)	$ -	$ 1,203,000	$ -	$ -	$ -	$ -	$ -	$ -	$ -	$ 1,203,000
Fund 410 (Urban Runoff)	$ 250,389	$ 182,611	$ -	$ -	$ -	$ -	$ -	$ -	$ -	$ 433,000
Fund 420 (Water)	$ 117,493	$ 852,850	$ -	$ -	$ -	$ -	$ -	$ -	$ -	$ 970,343
Fund 430 (Sewer)	$ 63,622	$ 31,378	$ -	$ -	$ -	$ -	$ -	$ -	$ -	$ 95,000
Fund 440 (Sanitation)	$ -	$ 95,000	$ -	$ -	$ -	$ -	$ -	$ -	$ -	$ 95,000
Fund 490 (Building)	$ -	$ 450,000	$ -	$ -	$ -	$ -	$ -	$ -	$ -	$ 450,000
Fund 560 (Capital/Mitigation)	$ 2,388,051	$ 1,321,949	$ -	$ -	$ -	$ -	$ -	$ -	$ -	$ 3,710,000
State Grants	$ -	$ 220,000	$ -	$ -	$ -	$ -	$ -	$ -	$ -	$ 220,000
County Grants	$ -	$ 250,000	$ -	$ -	$ -	$ -	$ -	$ -	$ -	$ 250,000
Other (Funded)	$ 625,000	$ -	$ -	$ -	$ -	$ -	$ -	$ -	$ -	$ 625,000
TOTAL	$ 8,190,091	$ 16,406,512	$ -	$ -	$ -	$ -	$ -	$ -	$ -	$ 24,596,603

Project Manager Approval: Michael Ho

PROJECT 7979

FACILITY IMPROVEMENTS - MECHANICAL UPGRADES TO CITY FACILITES

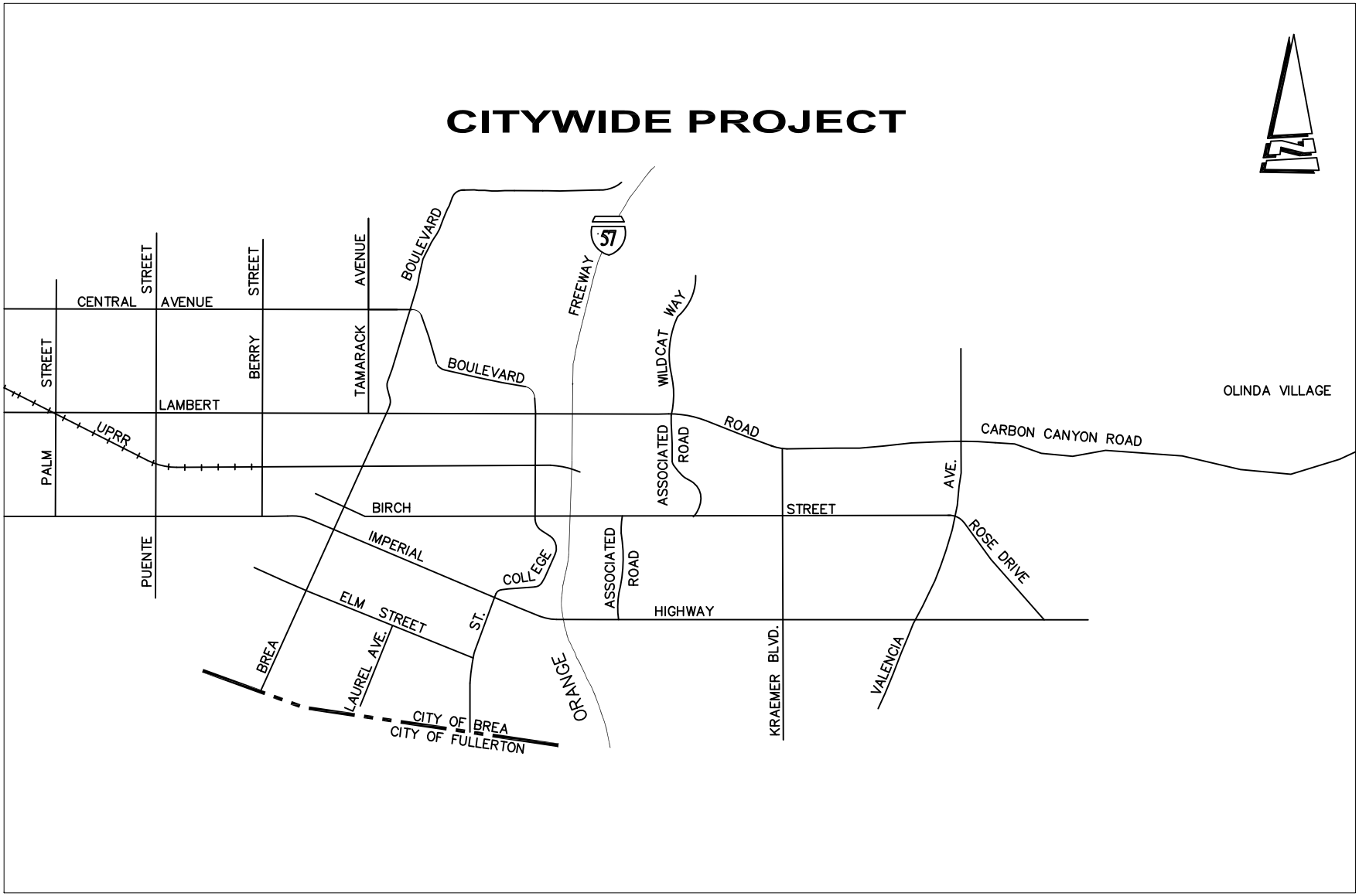

VICINITY MAP

NOT TO SCALE

PROJECT 7979
FACILITY IMPROVEMENTS - MECHANICAL UPGRADES TO CITY FACILITIES

This project will include the replacement of the existing HVAC units and related equipment at Fire Stations 1 & 3, the Brea Community Center, and the City Yard.

PROJECT	Estimated Expenditures to Date	Estimated Carryover FY24-25	Proposed 2025-26	Proposed 2026-27	Proposed 2027-28	Proposed 2028-29	Proposed 2029-30	Proposed 2030-31	Proposed 2031-32	Total Budget
DESIGN	$ 1,546	$ -	$ -	$ -	$ -	$ -	$ -	$ -	$ -	$ 1,546
RIGHT OF WAY	$ -	$ -	$ -	$ -	$ -	$ -	$ -	$ -	$ -	$ -
CONSTRUCTION	$ 26,277	$ -	$ 135,000	$ -	$ -	$ 135,000	$ -	$ -	$ 135,000	$ 431,277
CONST. ENGINEERING	$ 3,091	$ -	$ 15,000	$ -	$ -	$ 15,000	$ -	$ -	$ 15,000	$ 48,091
TOTAL	$ 30,914	$ -	$ 150,000	$ -	$ -	$ 150,000	$ -	$ -	$ 150,000	$ 480,914

FUNDING SOURCES										
Fund 182 (FARP)	$ 30,914	$ -	$ 150,000	$ -	$ -	$ 150,000	$ -	$ -	$ 150,000	$ 480,914
TOTAL	$ 30,914	$ -	$ 150,000	$ -	$ -	$ 150,000	$ -	$ -	$ 150,000	$ 480,914

Project Manager Approval: Eric Aulls

PROJECT 7983

FACILITY IMPROVEMENTS - GIS RECORD DOCUMENT CONVERSION

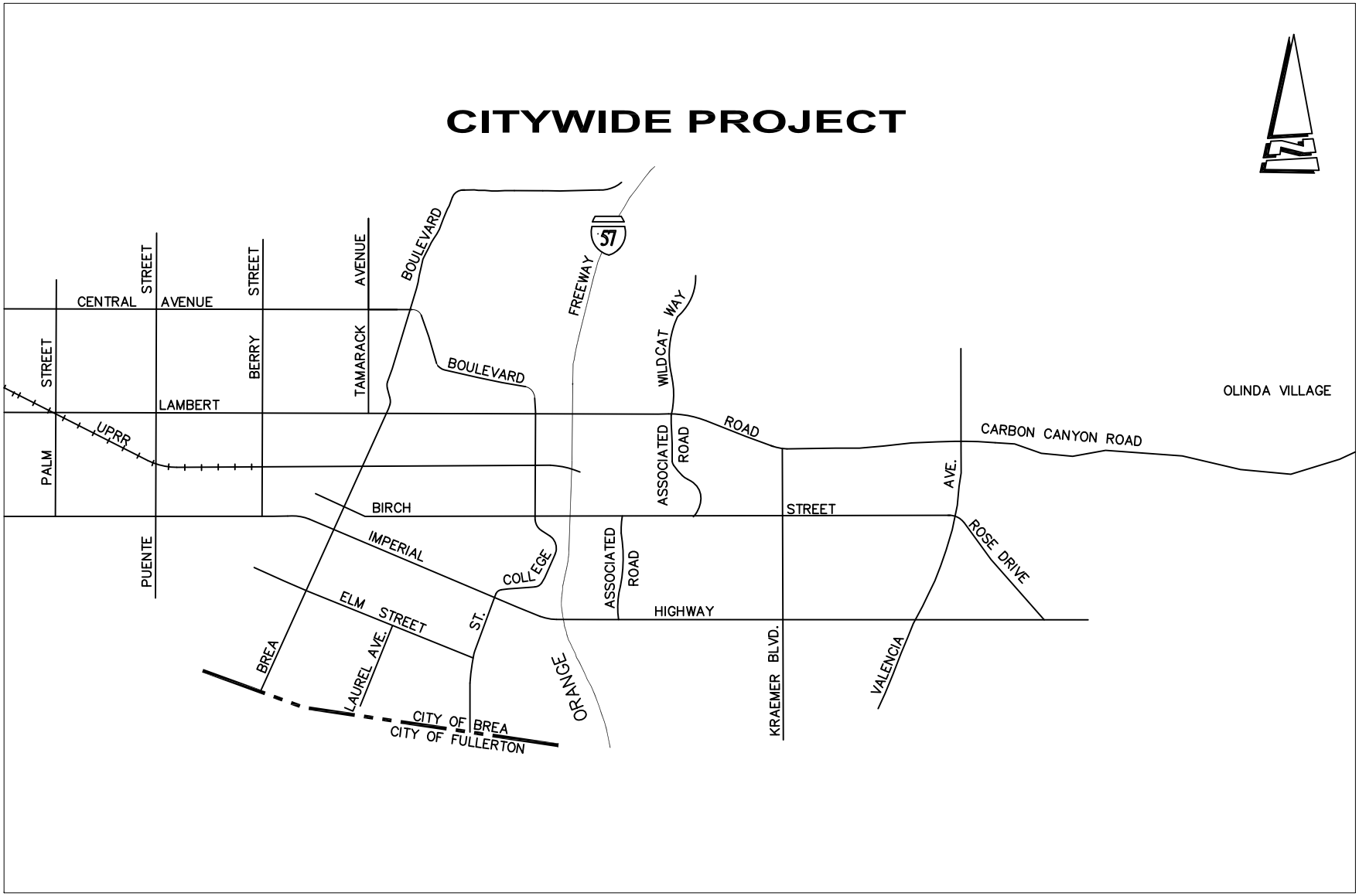

VICINITY MAP

NOT TO SCALE

PROJECT 7983
FACILITY IMPROVEMENTS - GIS RECORD DOCUMENT CONVERSION

The project is an annual program to update the City GIS system and model to incorporate current as-built document information on City infrastructure that is generated through the completion of both development and capital improvement program projects within the City.

PROJECT	Estimated Expenditures to Date	Estimated Carryover FY24-25	Proposed 2025-26	Proposed 2026-27	Proposed 2027-28	Proposed 2028-29	Proposed 2029-30	Proposed 2030-31	Proposed 2031-32	Total Budget
DESIGN	$ 3,366	$ 246,634	$ 50,000	$ 50,000	$ 50,000	$ 50,000	$ 50,000	$ 50,000	$ 50,000	$ 600,000
RIGHT OF WAY	$ -	$ -	$ -	$ -	$ -	$ -	$ -	$ -	$ -	$ -
CONSTRUCTION	$ -	$ -	$ -	$ -	$ -	$ -	$ -	$ -	$ -	$ -
CONST. ENGINEERING	$ -	$ -	$ -	$ -	$ -	$ -	$ -	$ -	$ -	$ -
TOTAL	$ 3,366	$ 246,634	$ 50,000	$ 50,000	$ 50,000	$ 50,000	$ 50,000	$ 50,000	$ 50,000	$ 600,000
FUNDING SOURCES										
Fund 410 (Urban Runoff)	$ 778	$ 50,222	$ -	$ -	$ -	$ -	$ -	$ -	$ -	$ 51,000
Fund 420 (Water)	$ 778	$ 99,221	$ 50,000	$ 50,000	$ 50,000	$ 50,000	$ 50,000	$ 50,000	$ 50,000	$ 449,999
Fund 430 (Sewer)	$ 1,810	$ 97,191	$ -	$ -	$ -	$ -	$ -	$ -	$ -	$ 99,000
TOTAL	$ 3,366	$ 246,634	$ 50,000	$ 50,000	$ 50,000	$ 50,000	$ 50,000	$ 50,000	$ 50,000	$ 600,000

Project Manager Approval: Angelica Flores

PROJECT 7984

FACILITY IMPROVEMENTS - BREA GALLERY LIGHTING UPGRADES

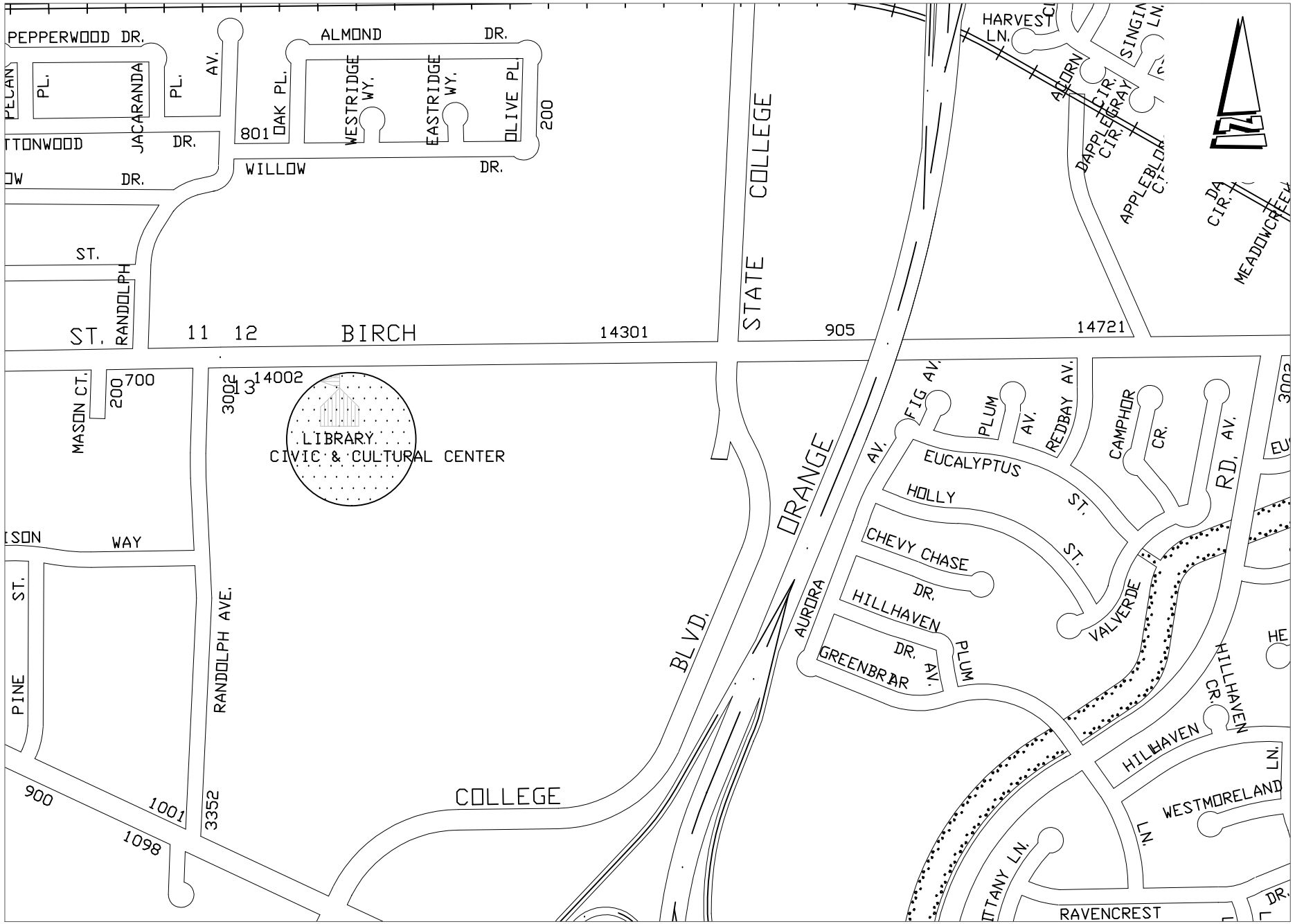

VICINITY MAP

NOT TO SCALE

PROJECT 7984
FACILITY IMPROVEMENTS - BREA GALLERY LIGHTING UPGRADES

This project will replace existing aging lighting infrastructure at the Brea Gallery, located within the Brea Civic & Cultural Center.

PROJECT	Estimated Expenditures to Date	Estimated Carryover FY24-25	Proposed 2025-26	Proposed 2026-27	Proposed 2027-28	Proposed 2028-29	Proposed 2029-30	Proposed 2030-31	Proposed 2031-32	Total Budget
DESIGN	$ -	$ -	$ -	$ -	$ -	$ -	$ -	$ -	$ -	$ -
RIGHT OF WAY	$ -	$ -	$ -	$ -	$ -	$ -	$ -	$ -	$ -	$ -
CONSTRUCTION	$ -	$ -	$ -	$ -	$ 100,000	$ -	$ -	$ -	$ -	$ 100,000
CONST. ENGINEERING	$ -	$ -	$ -	$ -	$ -	$ -	$ -	$ -	$ -	$ -
TOTAL	$ -	$ -	$ -	$ -	$ 100,000	$ -	$ -	$ -	$ -	$ 100,000

FUNDING SOURCES										
Fund 182 (FARP)	$ -	$ -	$ -	$ -	$ 100,000	$ -	$ -	$ -	$ -	$ 100,000
TOTAL	$ -	$ -	$ -	$ -	$ 100,000	$ -	$ -	$ -	$ -	$ 100,000

Project Manager Approval: Eric Aulls

PROJECT 7985

FACILITY IMPROVEMENTS -
BREA SENIOR CENTER IMPROVEMENT PROJECT

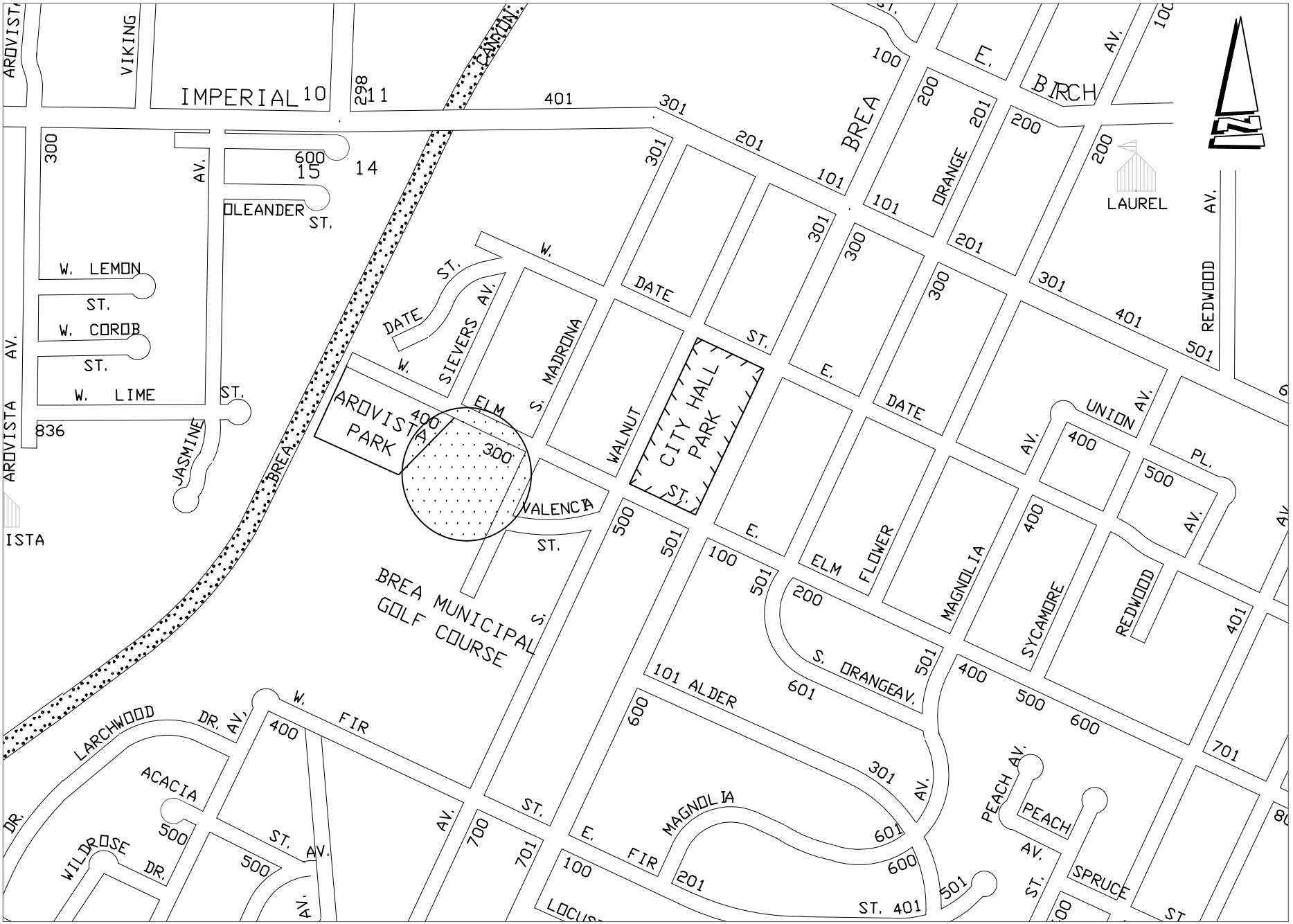

VICINITY MAP

NOT TO SCALE

PROJECT 7985
FACILITY IMPROVEMENTS - BREA SENIOR CENTER IMPROVEMENT PROJECT

This project will consist of the design and implementation of proposed improvements as identified within the Senior Center Feasibility Study.

PROJECT	Estimated Expenditures to Date	Estimated Carryover FY24-25	Proposed 2025-26	Proposed 2026-27	Proposed 2027-28	Proposed 2028-29	Proposed 2029-30	Proposed 2030-31	Proposed 2031-32	Total Budget
DESIGN	$ -	$ 7,500	$ -	$ -	$ -	$ -	$ -	$ -	$ -	$ 7,500
RIGHT OF WAY	$ -	$ -	$ -	$ -	$ -	$ -	$ -	$ -	$ -	$ -
CONSTRUCTION	$ -	$ 127,500	$ -	$ -	$ 250,000	$ 250,000	$ -	$ -	$ -	$ 627,500
CONST. ENGINEERING	$ -	$ 15,000	$ -	$ -	$ -	$ -	$ -	$ -	$ -	$ 15,000
TOTAL	$ -	$ 150,000	$ -	$ -	$ 250,000	$ 250,000	$ -	$ -	$ -	$ 650,000
FUNDING SOURCES										
Fund 290 (CDBG)	$ -	$ 150,000	$ -	$ -	$ 250,000	$ 250,000	$ -	$ -	$ -	$ 650,000
TOTAL	$ -	$ 150,000	$ -	$ -	$ 250,000	$ 250,000	$ -	$ -	$ -	$ 650,000

Project Manager Approval: Eric Aulls

PROJECT 7986

FACILITY IMPROVEMENTS - WESTERN PARK AMENITY IMPROVEMENTS

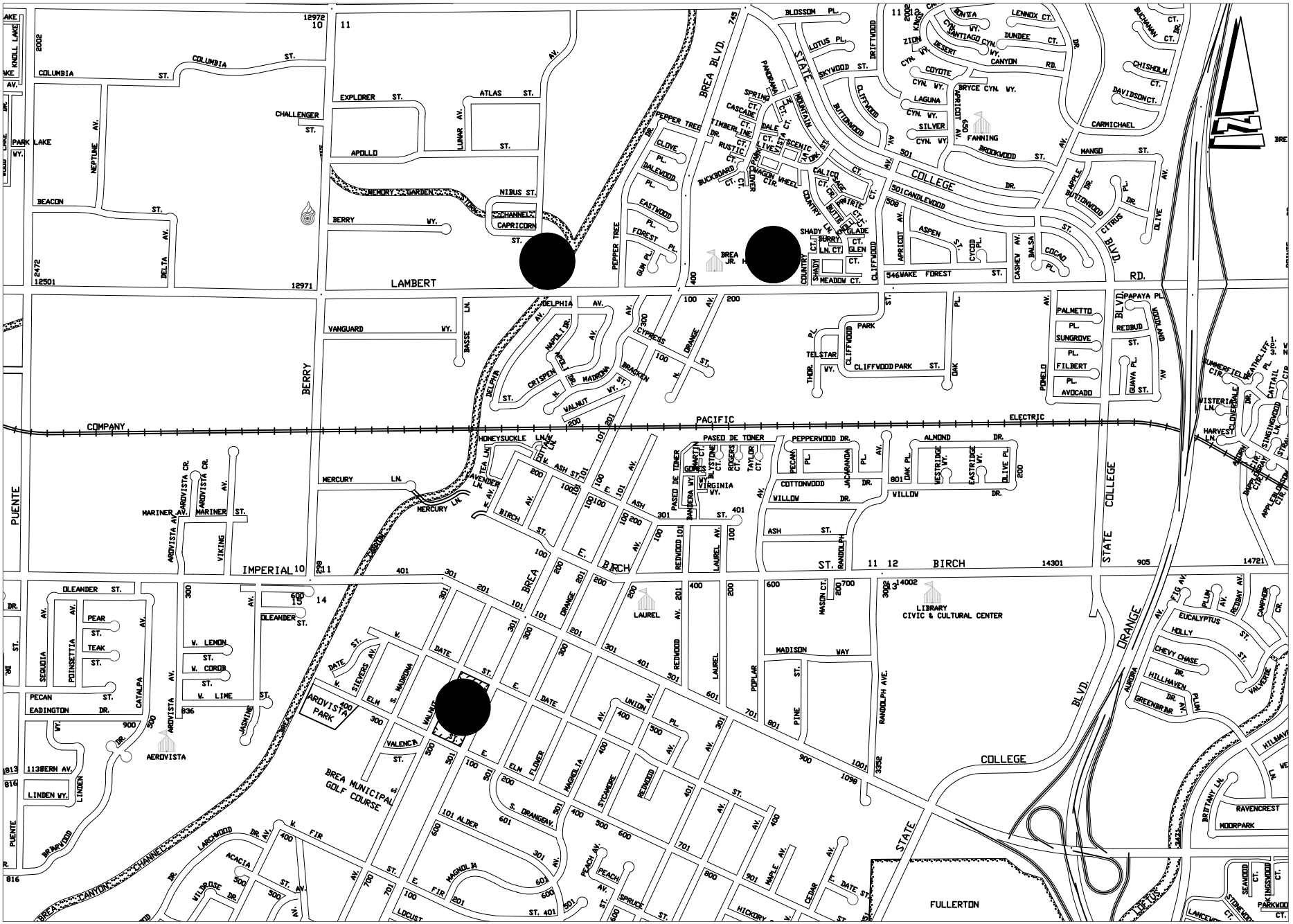

VICINITY MAP

NOT TO SCALE

PROJECT 7986
FACILITY IMPROVEMENTS - WESTERN PARK AMENITY IMPROVEMENTS

This project will install shade structures, playground equipment, and site amenities at City Hall Park, Junior High Park, and Tamarack Park.

PROJECT	Estimated Expenditures to Date	Estimated Carryover FY24-25	Proposed 2025-26	Proposed 2026-27	Proposed 2027-28	Proposed 2028-29	Proposed 2029-30	Proposed 2030-31	Proposed 2031-32	Total Budget
DESIGN	$ -	$ -	$ -	$ -	$ 25,000	$ -	$ -	$ -	$ -	$ 25,000
RIGHT OF WAY	$ -	$ -	$ -	$ -	$ -	$ -	$ -	$ -	$ -	$ -
CONSTRUCTION	$ -	$ -	$ -	$ -	$ 180,000	$ -	$ -	$ -	$ -	$ 180,000
CONST. ENGINEERING	$ -	$ -	$ -	$ -	$ 20,000	$ -	$ -	$ -	$ -	$ 20,000
TOTAL	$ -	$ -	$ -	$ -	$ 225,000	$ -	$ -	$ -	$ -	$ 225,000

FUNDING SOURCES										
Fund 182 (FARP)	$ -	$ -	$ -	$ -	$ 225,000	$ -	$ -	$ -	$ -	$ 225,000
TOTAL	$ -	$ -	$ -	$ -	$ 225,000	$ -	$ -	$ -	$ -	$ 225,000

Project Manager Approval: Eric Aulls

PROJECT 7987

FACILITY IMPROVEMENTS - WESTERN PARK RESTROOM UPGRADES

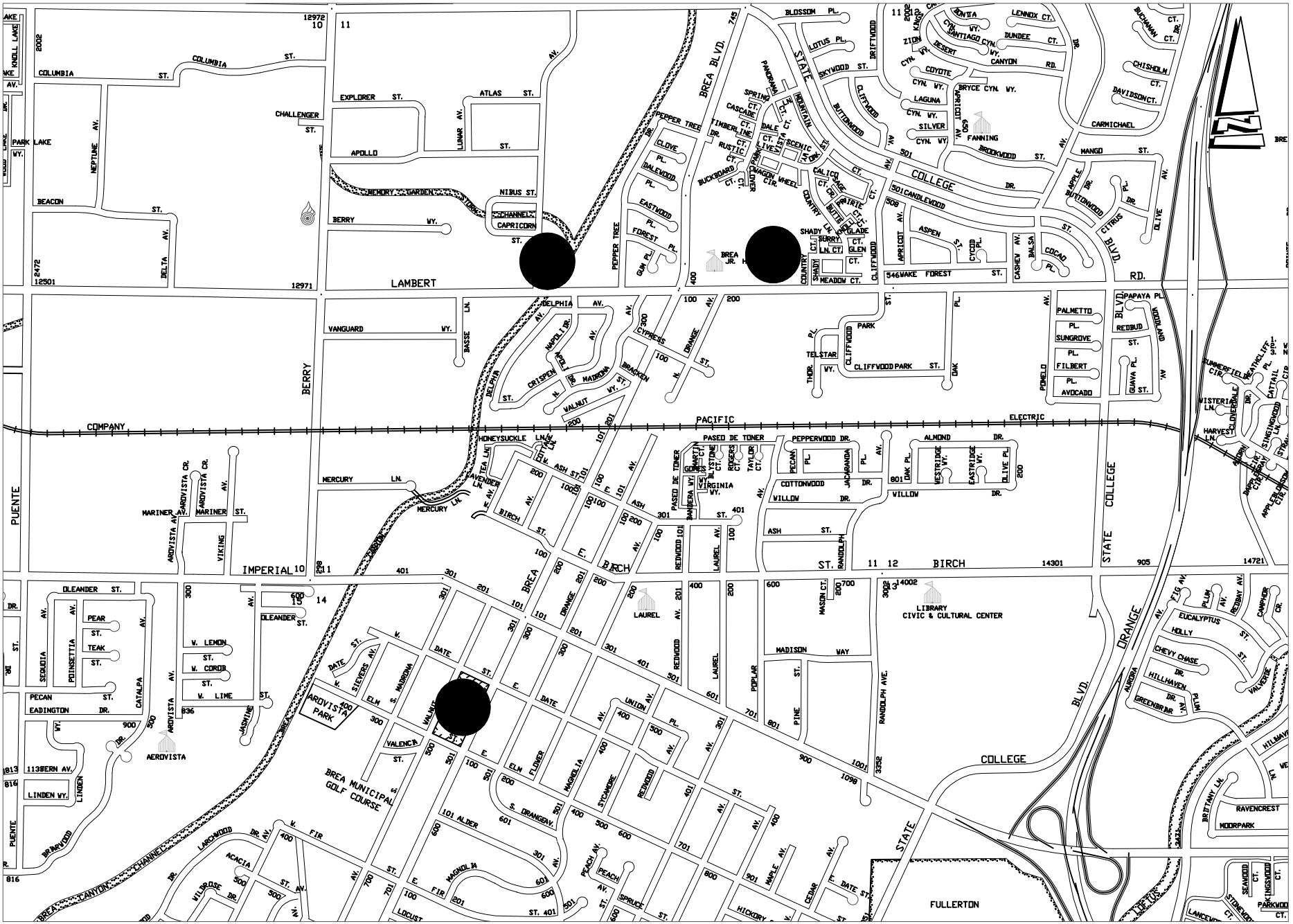

VICINITY MAP

NOT TO SCALE

PROJECT 7987
FACILITY IMPROVEMENTS - WESTERN PARK RESTROOM UPGRADES

This project will remove and replace the existing restrooms with prefabricated restrooms at City Hall Park, Junior High Park, and Tamarack Park.

PROJECT	Estimated Expenditures to Date	Estimated Carryover FY24-25	Proposed 2025-26	Proposed 2026-27	Proposed 2027-28	Proposed 2028-29	Proposed 2029-30	Proposed 2030-31	Proposed 2031-32	Total Budget
DESIGN	$ 70,000	$ 47,038	$ -	$ -	$ -	$ -	$ -	$ -	$ -	$ 117,038
RIGHT OF WAY	$ -	$ -	$ -	$ -	$ -	$ -	$ -	$ -	$ -	$ -
CONSTRUCTION	$ 1,190,000	$ 799,639	$ -	$ -	$ 750,000	$ -	$ -	$ -	$ -	$ 2,739,639
CONST. ENGINEERING	$ 140,000	$ 94,075	$ -	$ -	$ 75,000	$ -	$ -	$ -	$ -	$ 309,075
TOTAL	$ 1,400,000	$ 940,752	$ -	$ -	$ 825,000	$ -	$ -	$ -	$ -	$ 3,165,752

FUNDING SOURCES										
Fund 182 (FARP)	$ 1,400,000	$ 940,752	$ -	$ -	$ 825,000	$ -	$ -	$ -	$ -	$ 3,165,752
TOTAL	$ 1,400,000	$ 940,752	$ -	$ -	$ 825,000	$ -	$ -	$ -	$ -	$ 3,165,752

Project Manager Approval: Eric Aulls

PROJECT 7988

FACILITY IMPROVEMENTS - TRACKS AMENITY IMPROVEMENTS

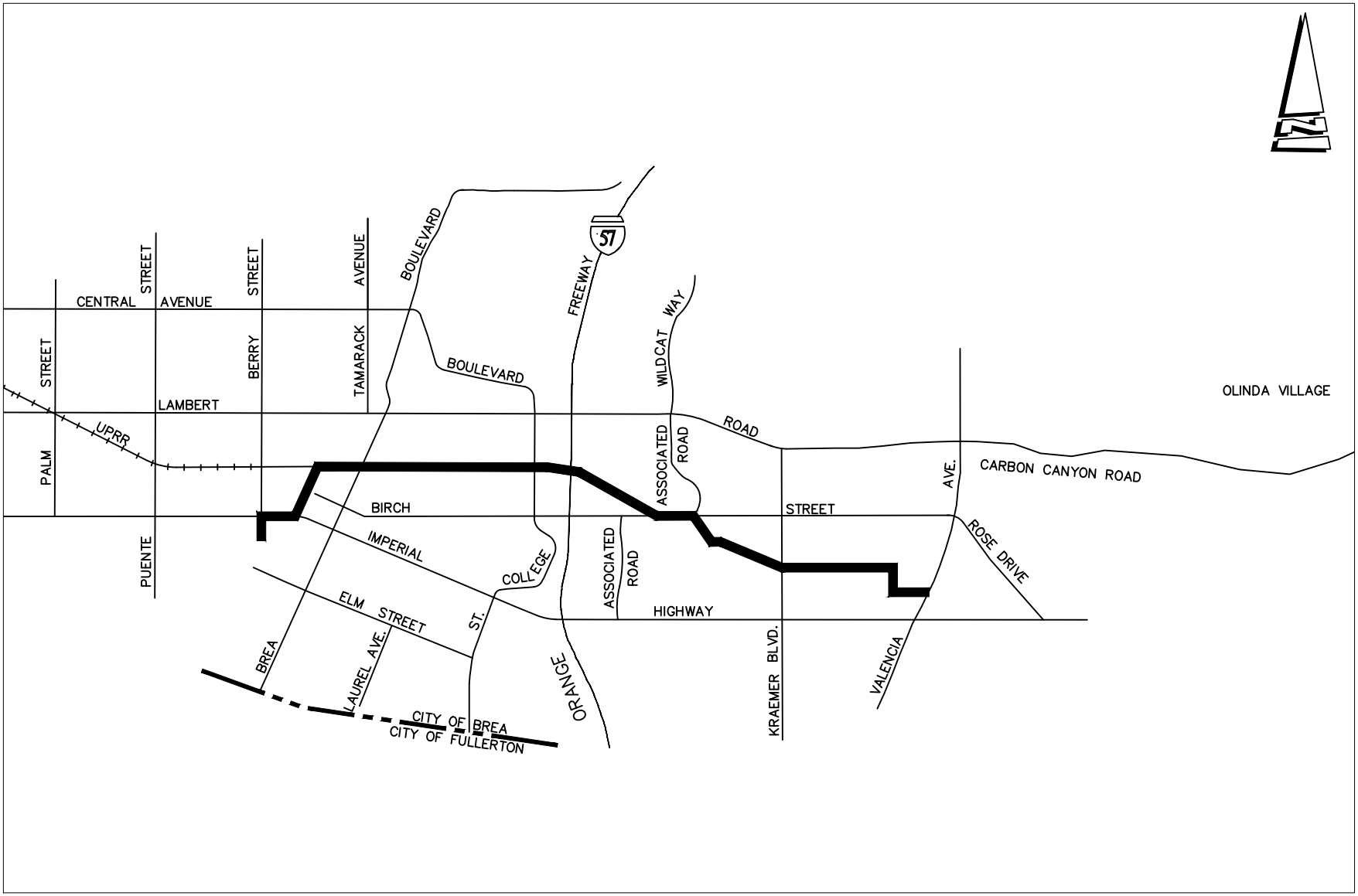

VICINITY MAP

NOT TO SCALE

PROJECT 7988
FACILITY IMPROVEMENTS - TRACKS AMENITY IMPROVEMENTS

This project will furnish and install amenity improvements on various segments of the Tracks at Brea.

PROJECT	Estimated Expenditures to Date	Estimated Carryover FY24-25	Proposed 2025-26	Proposed 2026-27	Proposed 2027-28	Proposed 2028-29	Proposed 2029-30	Proposed 2030-31	Proposed 2031-32	Total Budget
DESIGN	$ -	$ -	$ -	$ -	$ -	$ 10,000	$ -	$ -	$ -	$ 10,000
RIGHT OF WAY	$ -	$ -	$ -	$ -	$ -	$ -	$ -	$ -	$ -	$ -
CONSTRUCTION	$ -	$ -	$ -	$ -	$ -	$ 300,000	$ -	$ -	$ -	$ 300,000
CONST. ENGINEERING	$ -	$ -	$ -	$ -	$ -	$ -	$ -	$ -	$ -	$ -
TOTAL	$ -	$ -	$ -	$ -	$ -	$ 310,000	$ -	$ -	$ -	$ 310,000

FUNDING SOURCES										
Fund 182 (FARP)	$ -	$ -	$ -	$ -	$ -	$ 310,000	$ -	$ -	$ -	$ 310,000
TOTAL	$ -	$ -	$ -	$ -	$ -	$ 310,000	$ -	$ -	$ -	$ 310,000

Project Manager Approval: Eric Aulls

PROJECT 7989

FACILITY IMPROVEMENTS -
VETERANS MEMORIAL HARDSCAPE IMPROVEMENTS

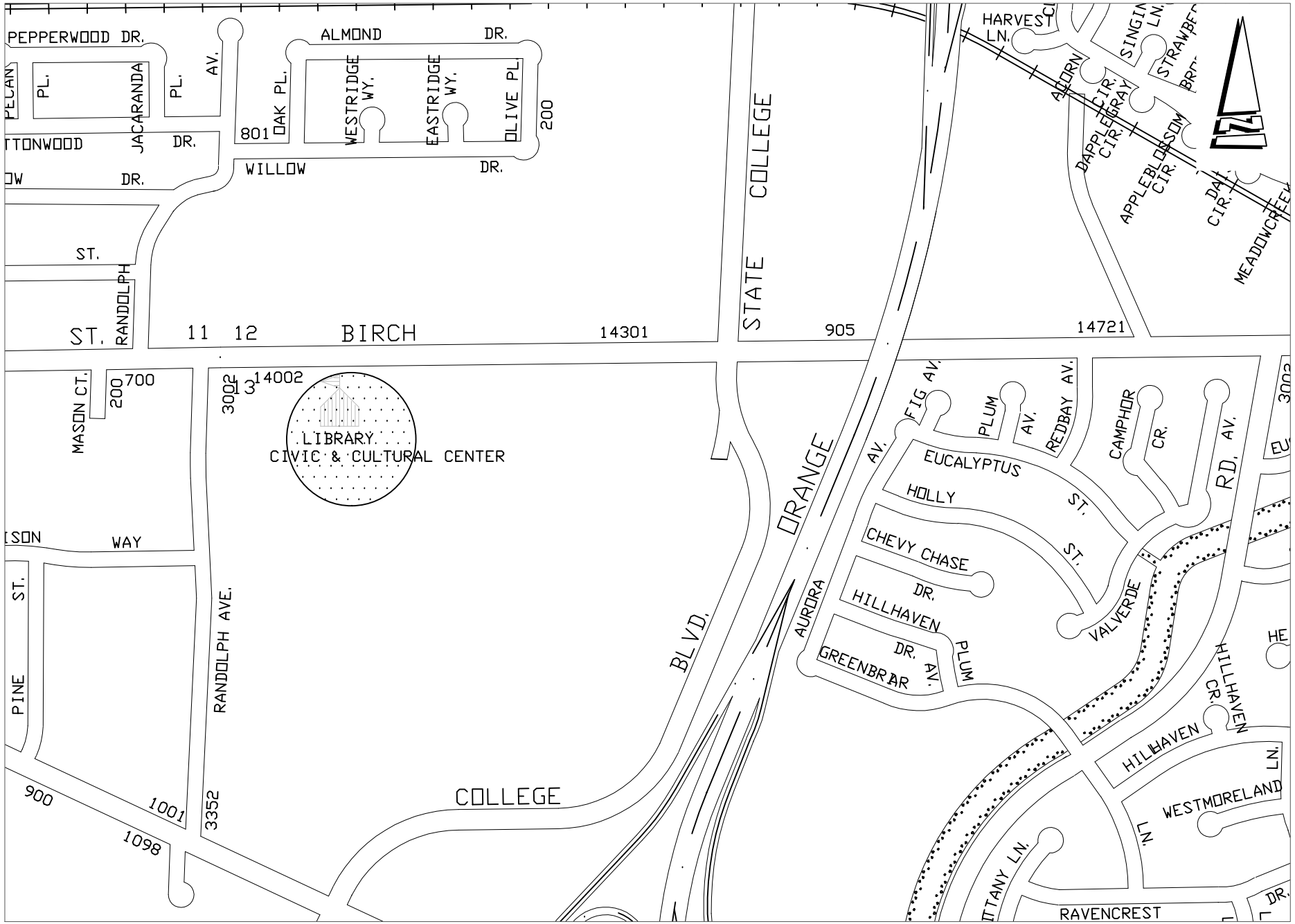

VICINITY MAP

NOT TO SCALE

PROJECT 7989
FACILITY IMPROVEMENTS - VETERANS MEMORIAL HARDSCAPE IMPROVEMENTS

This project will install approximately 3,000 square feet of hardscape improvements adjacent to the Veterans Memorial located at the Brea Civic & Cultural Center.

PROJECT	Estimated Expenditures to Date	Estimated Carryover FY24-25	Proposed 2025-26	Proposed 2026-27	Proposed 2027-28	Proposed 2028-29	Proposed 2029-30	Proposed 2030-31	Proposed 2031-32	Total Budget
DESIGN	$ -	$ 2,500	$ -	$ -	$ -	$ -	$ -	$ -	$ -	$ 2,500
RIGHT OF WAY	$ -	$ -	$ -	$ -	$ -	$ -	$ -	$ -	$ -	$ -
CONSTRUCTION	$ -	$ 42,500	$ -	$ -	$ -	$ -	$ -	$ -	$ -	$ 42,500
CONST. ENGINEERING	$ -	$ 5,000	$ -	$ -	$ -	$ -	$ -	$ -	$ -	$ 5,000
TOTAL	$ -	$ 50,000	$ -	$ -	$ -	$ -	$ -	$ -	$ -	$ 50,000

FUNDING SOURCES										
Fund 182 (FARP)	$ -	$ 50,000	$ -	$ -	$ -	$ -	$ -	$ -	$ -	$ 50,000
TOTAL	$ -	$ 50,000	$ -	$ -	$ -	$ -	$ -	$ -	$ -	$ 50,000

Project Manager Approval: Eric Aulls

PROJECT 7991

FACILITY IMPROVEMENTS -
FIRE STATION NO. 2 DISPATCH CENTER UPGRADE

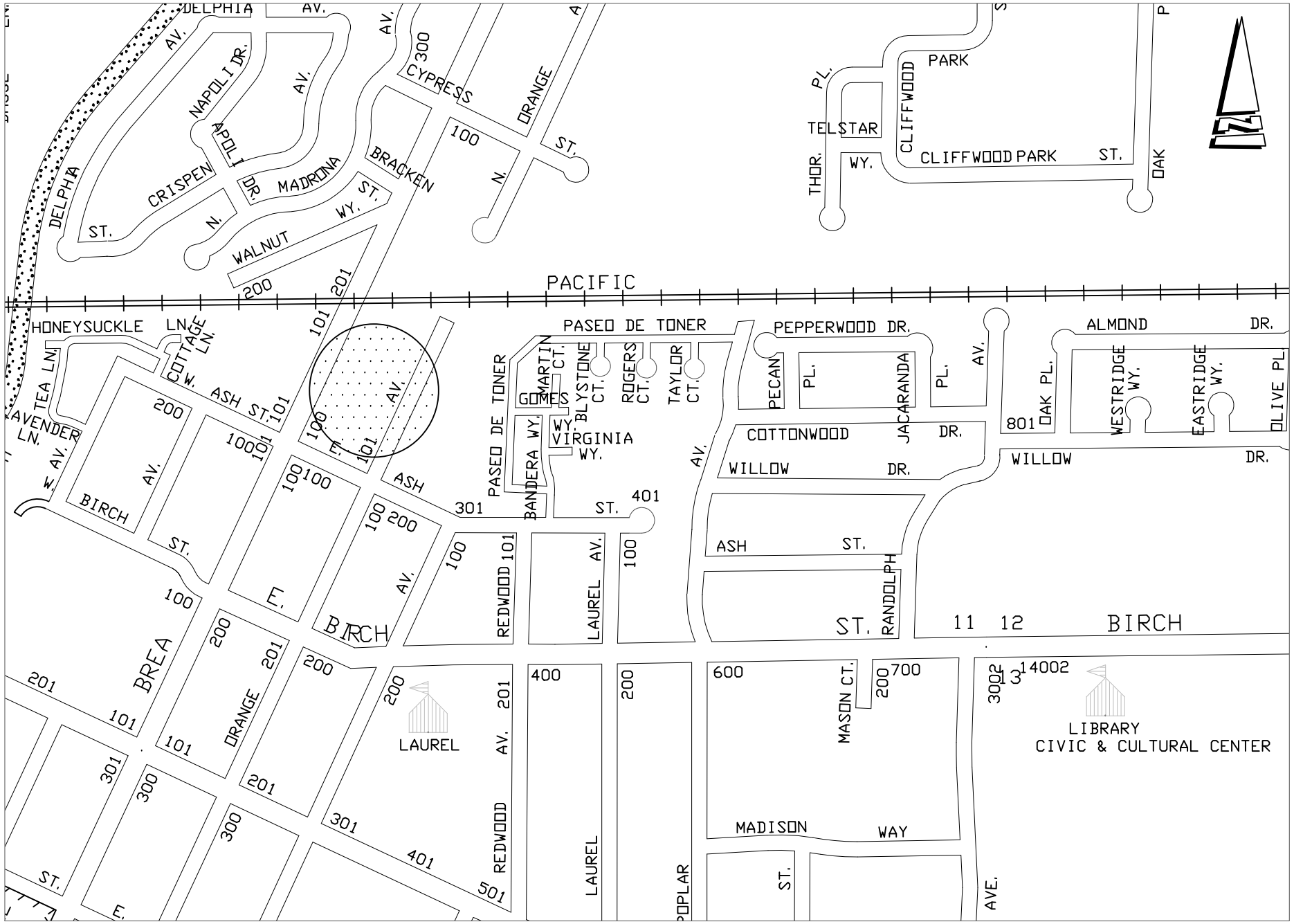

VICINITY MAP

NOT TO SCALE

PROJECT 7991
FACILITY IMPROVEMENTS - FIRE STATION NO. 2 DISPATCH CENTER UPGRADE

This project will renovate existing space within Brea Fire Station No. 2 and include the purchase of all furnishings and equipment necessary to allow for the space to operate as a dispatch center for the Police Department.

PROJECT	Estimated Expenditures to Date	Estimated Carryover FY24-25	Proposed 2025-26	Proposed 2026-27	Proposed 2027-28	Proposed 2028-29	Proposed 2029-30	Proposed 2030-31	Proposed 2031-32	Total Budget
DESIGN	$ -	$ -	$ -	$ -	$ -	$ -	$ -	$ -	$ -	$ -
RIGHT OF WAY	$ -	$ -	$ -	$ -	$ -	$ -	$ -	$ -	$ -	$ -
CONSTRUCTION	$ -	$ -	$ -	$ -	$ 55,000	$ -	$ -	$ -	$ -	$ 55,000
CONST. ENGINEERING	$ -	$ -	$ -	$ -	$ 5,000	$ -	$ -	$ -	$ -	$ 5,000
TOTAL	$ -	$ -	$ -	$ -	$ 60,000	$ -	$ -	$ -	$ -	$ 60,000

FUNDING SOURCES										
Fund 182 (FARP)	$ -	$ -	$ -	$ -	$ 60,000	$ -	$ -	$ -	$ -	$ 60,000
TOTAL	$ -	$ -	$ -	$ -	$ 60,000	$ -	$ -	$ -	$ -	$ 60,000

Project Manager Approval: Eric Aulls

PROJECT 7992

FACILITY IMPROVEMENTS -
POLICE DEPARTMENT SPACE PLAN IMPROVEMENTS

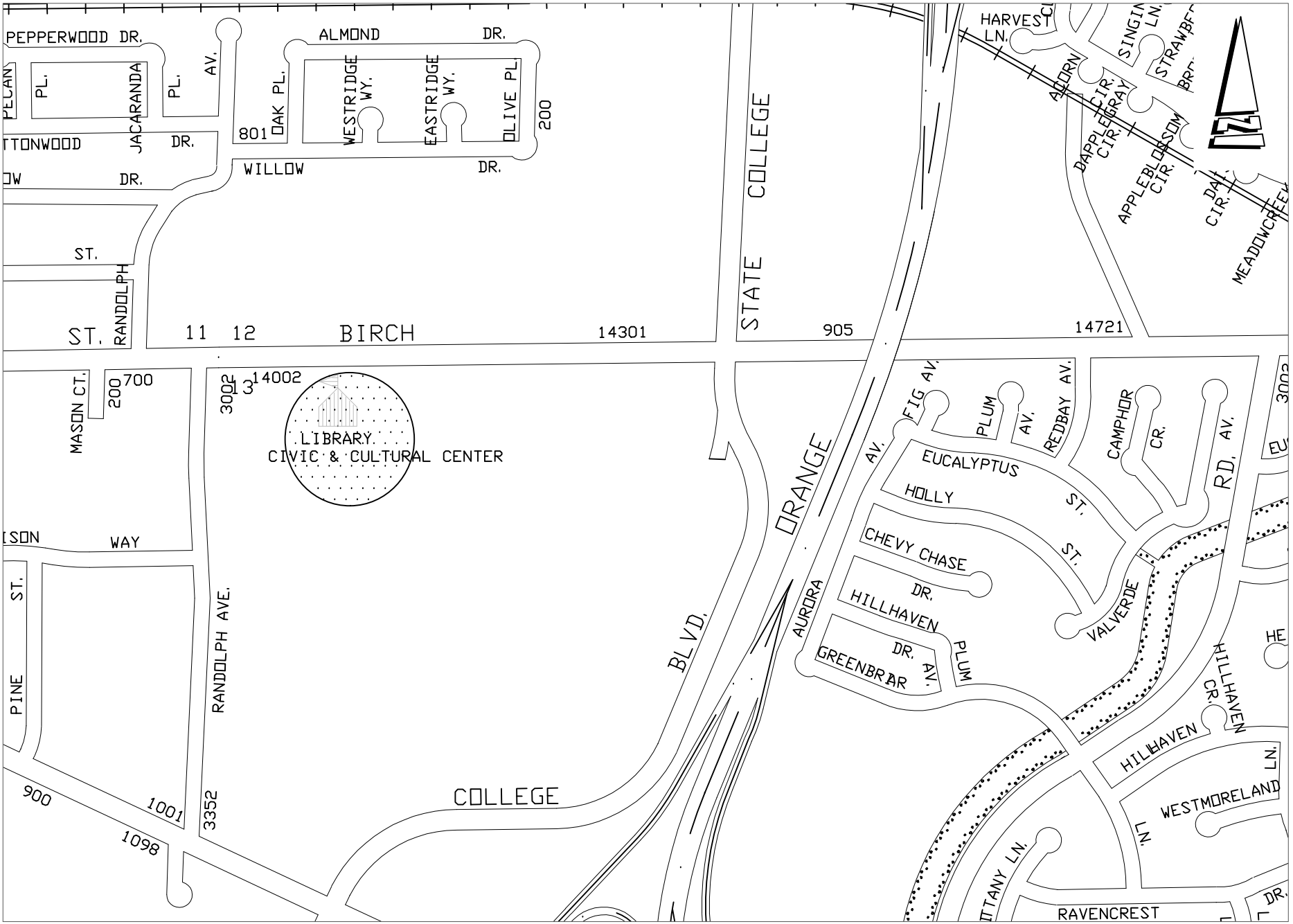

VICINITY MAP

NOT TO SCALE

PROJECT 7992
FACILITY IMPROVEMENTS - POLICE DEPARTMENT SPACE PLAN IMPROVEMENTS

This project will renovate and construct office space and an Integrated Crime Center within the Brea Civic & Cultural Center to meet the operational needs of the Police Department.

PROJECT	Estimated Expenditures to Date	Estimated Carryover FY24-25	Proposed 2025-26	Proposed 2026-27	Proposed 2027-28	Proposed 2028-29	Proposed 2029-30	Proposed 2030-31	Proposed 2031-32	Total Budget
DESIGN	$ -	$ -	$ 25,000	$ -	$ -	$ -	$ -	$ -	$ -	$ 25,000
RIGHT OF WAY	$ -	$ -	$ -	$ -	$ -	$ -	$ -	$ -	$ -	$ -
CONSTRUCTION	$ -	$ -	$ 125,000	$ -	$ 1,000,000	$ -	$ -	$ -	$ -	$ 1,125,000
CONST. ENGINEERING	$ -	$ -	$ 50,000	$ -	$ -	$ -	$ -	$ -	$ -	$ 50,000
TOTAL	$ -	$ -	$ 200,000	$ -	$ 1,000,000	$ -	$ -	$ -	$ -	$ 1,200,000

FUNDING SOURCES										
Fund 172 (Public Safety Augmentation)	$ -	$ -	$ -	$ -	$ -	$ -	$ -	$ -	$ -	$ -
Fund 182 (FARP)	$ -	$ -	$ -	$ -	$ 1,000,000	$ -	$ -	$ -	$ -	$ 1,000,000
Fund 490 (Building)	$ -	$ -	$ -	$ -	$ -	$ -	$ -	$ -	$ -	$ -
Other (Funded)	$ -	$ -	$ 200,000	$ -	$ -	$ -	$ -	$ -	$ -	$ 200,000
TOTAL	$ -	$ -	$ 200,000	$ -	$ 1,000,000	$ -	$ -	$ -	$ -	$ 1,200,000

Project Manager Approval: Ryan Chapman

PROJECT 7995

FACILITY IMPROVEMENTS -
SENIOR CENTER PAVING IMPROVEMENTS

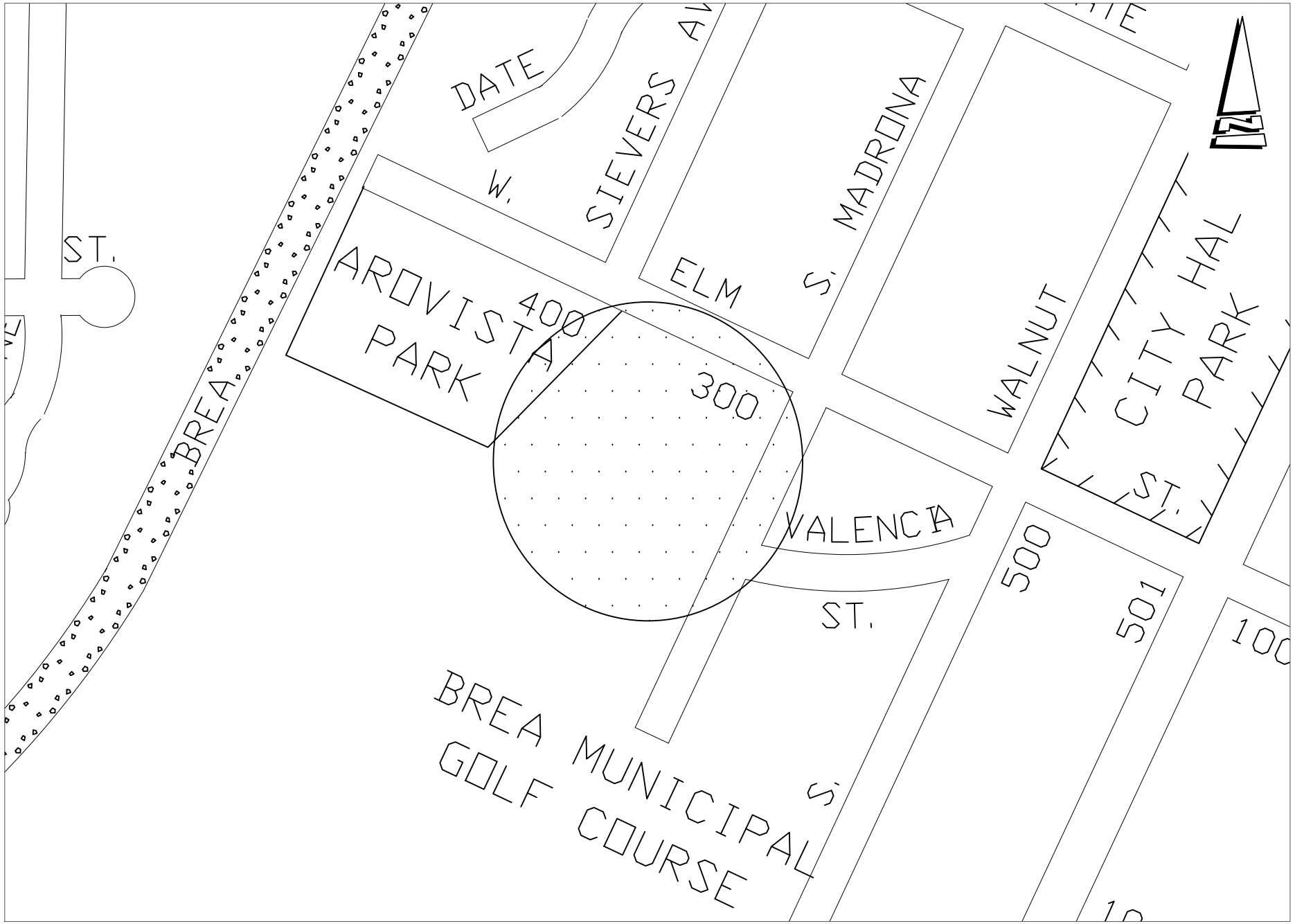

VICINITY MAP

NOT TO SCALE

PROJECT 7995
FACILITY IMPROVEMENTS - SENIOR CENTER PAVING IMPROVEMENTS

This project will include the removal and reconstruction of the existing storage shed and paved area at the southeast corner of the Brea Senior Center. Proposed improvements will include new asphalt, concrete, sidewalk, curb, gutter, drainage infrastructure, and the construction of a storage shed and associated foundation.

PROJECT	Estimated Expenditures to Date	Estimated Carryover FY24-25	Proposed 2025-26	Proposed 2026-27	Proposed 2027-28	Proposed 2028-29	Proposed 2029-30	Proposed 2030-31	Proposed 2031-32	Total Budget
DESIGN	$ 158	$ 7,343	$ -	$ -	$ -	$ -	$ -	$ -	$ -	$ 7,500
RIGHT OF WAY	$ -	$ -	$ -	$ -	$ -	$ -	$ -	$ -	$ -	$ -
CONSTRUCTION	$ 2,678	$ 124,823	$ -	$ -	$ -	$ -	$ -	$ -	$ -	$ 127,500
CONST. ENGINEERING	$ 315	$ 14,685	$ -	$ -	$ -	$ -	$ -	$ -	$ -	$ 15,000
TOTAL	$ 3,150	$ 146,850	$ -	$ -	$ -	$ -	$ -	$ -	$ -	$ 150,000

FUNDING SOURCES										
Fund 290 (CDBG)	$ 3,150	$ 146,850	$ -	$ -	$ -	$ -	$ -	$ -	$ -	$ 150,000
			.							
TOTAL	$ 3,150	$ 146,850	$ -	$ -	$ -	$ -	$ -	$ -	$ -	$ 150,000

Project Manager Approval: Eric Aulls

PROJECT 7996

FACILITY IMPROVEMENTS - BREA DOWNTOWN PAINT IMPROVEMENTS

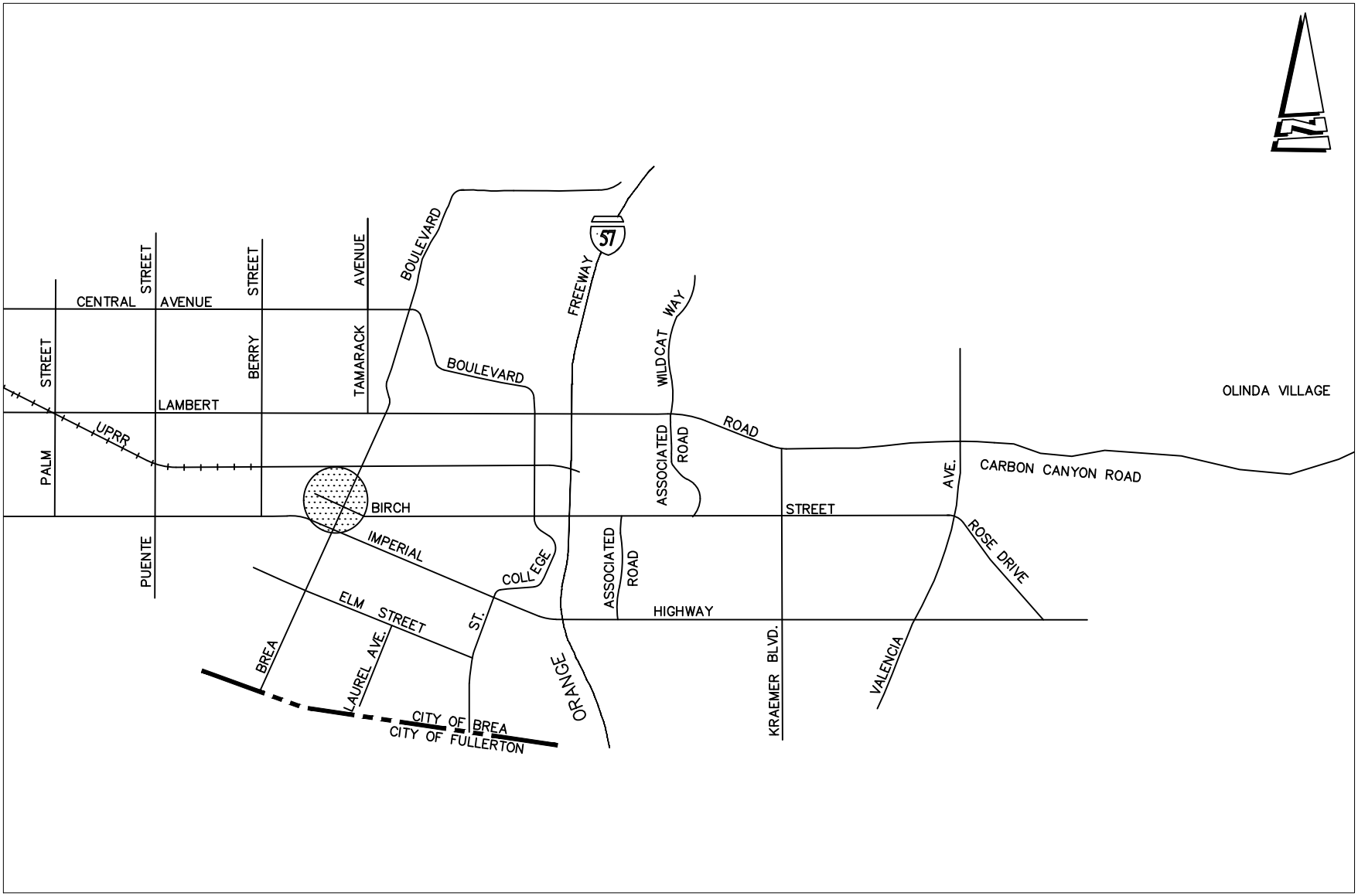

VICINITY MAP

NOT TO SCALE

PROJECT 7996
FACILITY IMPROVEMENTS - BREA DOWNTOWN PAINT IMPROVEMENTS

This project will repaint various structural facilities and all street light, traffic signal, and decorative banner poles in the downtown area to protect surfaces from general wear and improve overall aesthetics.

PROJECT	Estimated Expenditures to Date	Estimated Carryover FY24-25	Proposed 2025-26	Proposed 2026-27	Proposed 2027-28	Proposed 2028-29	Proposed 2029-30	Proposed 2030-31	Proposed 2031-32	Total Budget
DESIGN	$ -	$ -	$ -	$ -	$ -	$ -	$ -	$ -	$ -	$ -
RIGHT OF WAY	$ -	$ -	$ -	$ -	$ -	$ -	$ -	$ -	$ -	$ -
CONSTRUCTION	$ -	$ -	$ 250,000	$ -	$ -	$ -	$ -	$ -	$ -	$ 250,000
CONST. ENGINEERING	$ -	$ -	$ -	$ -	$ -	$ -	$ -	$ -	$ -	$ -
TOTAL	$ -	$ -	$ 250,000	$ -	$ -	$ -	$ -	$ -	$ -	$ 250,000
FUNDING SOURCES										
Fund 182 (FARP)	$ -	$ -	$ 100,000	$ -	$ -	$ -	$ -	$ -	$ -	$ 100,000
Fund 220 (Gas Tax)	$ -	$ -	$ 150,000	$ -	$ -	$ -	$ -	$ -	$ -	$ 150,000
			.							
TOTAL	$ -	$ -	$ 250,000	$ -	$ -	$ -	$ -	$ -	$ -	$ 250,000

Project Manager Approval: Eric Aulls

PROJECT 7997

FACILITY IMPROVEMENTS -
WILDCATTERS PARK STORAGE BUILDING IMPROVEMENTS

VICINITY MAP

NOT TO SCALE

PROJECT 7997
FACILITY IMPROVEMENTS - WILDCATTERS PARK STORAGE BUILDING IMPROVEMENTS

This project will construct a new storage building at Wildcatters Park. Improvements will include the construction of the proposed building structure and foundation, sidewalk, electrical connections, irrigation equipment modifications, and associated grading.

PROJECT	Estimated Expenditures to Date	Estimated Carryover FY24-25	Proposed 2025-26	Proposed 2026-27	Proposed 2027-28	Proposed 2028-29	Proposed 2029-30	Proposed 2030-31	Proposed 2031-32	Total Budget
DESIGN	$ -	$ -	$ -	$ -	$ -	$ -	$ -	$ -	$ -	$ -
RIGHT OF WAY	$ -	$ -	$ -	$ -	$ -	$ -	$ -	$ -	$ -	$ -
CONSTRUCTION	$ -	$ -	$ -	$ -	$ -	$ -	$ -	$ -	$ -	$ -
CONST. ENGINEERING	$ -	$ -	$ -	$ -	$ -	$ -	$ -	$ -	$ -	$ -
TOTAL	$ -	$ -	$ -	$ -	$ -	$ -	$ -	$ -	$ -	$ -

FUNDING SOURCES										
Fund 250 (Park)	$ -	$ -	$ -	$ -	$ -	$ -	$ -	$ -	$ -	$ -
			.							
TOTAL	$ -	$ -	$ -	$ -	$ -	$ -	$ -	$ -	$ -	$ -

Project Manager Approval: Eric Aulls

PROJECT 7998

FACILITY IMPROVEMENTS - PUBLIC WORKS STANDARD PLANS UPDATE

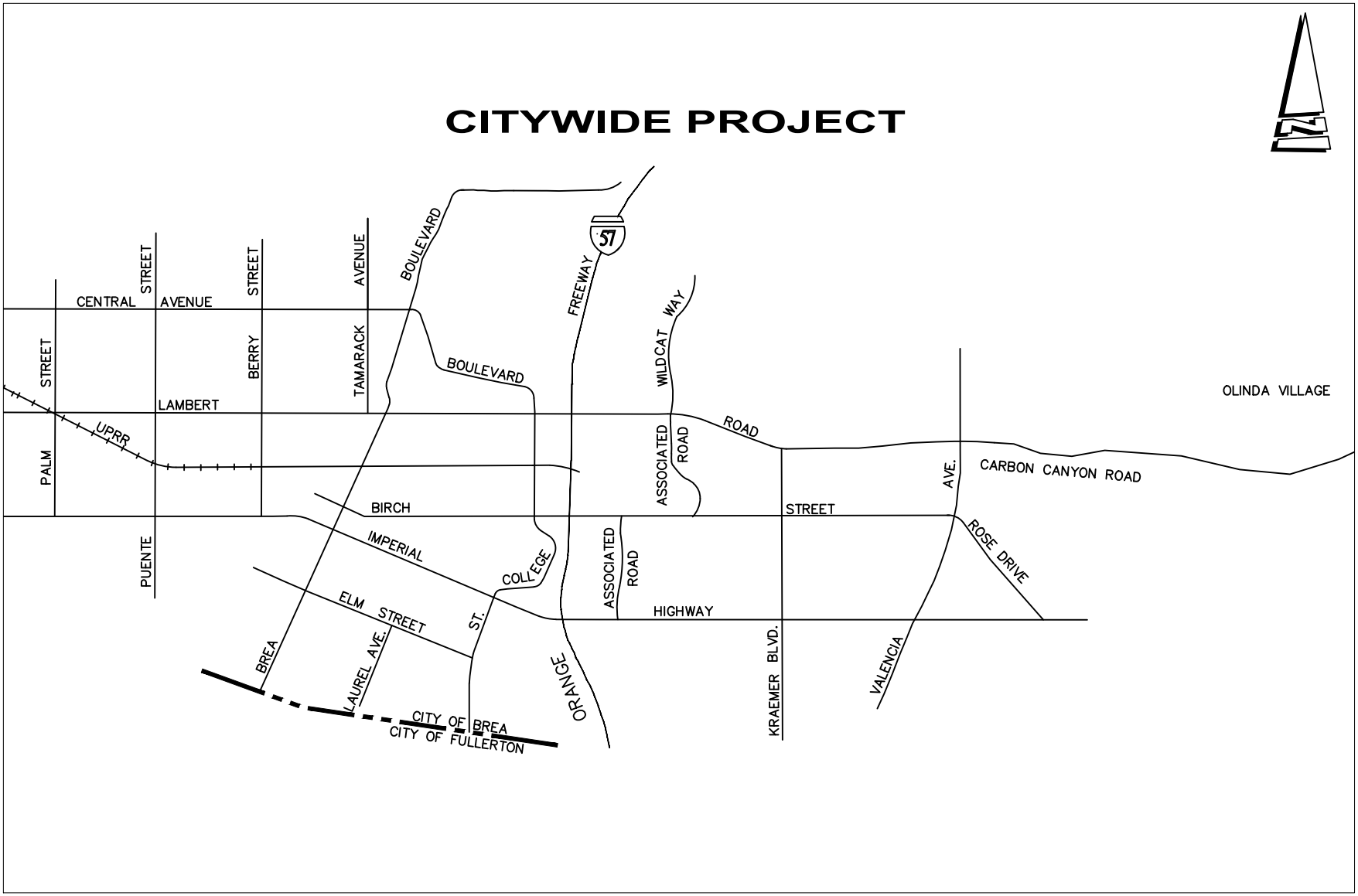

VICINITY MAP

NOT TO SCALE

PROJECT 7998
FACILITY IMPROVEMENTS - PUBLIC WORKS STANDARD PLANS UPDATE

This project will update the City's existing Standard Plans for Public Works facility infrastructure, including updates to details for streets, water, sewer, storm drain, parks, and building facility details.

PROJECT	Estimated Expenditures to Date	Estimated Carryover FY24-25	Proposed 2025-26	Proposed 2026-27	Proposed 2027-28	Proposed 2028-29	Proposed 2029-30	Proposed 2030-31	Proposed 2031-32	Total Budget
DESIGN	$ -	$ -	$ 100,000	$ -	$ -	$ -	$ -	$ -	$ -	$ 100,000
RIGHT OF WAY	$ -	$ -	$ -	$ -	$ -	$ -	$ -	$ -	$ -	$ -
CONSTRUCTION	$ -	$ -	$ -	$ -	$ -	$ -	$ -	$ -	$ -	$ -
CONST. ENGINEERING	$ -	$ -	$ -	$ -	$ -	$ -	$ -	$ -	$ -	$ -
TOTAL	$ -	$ -	$ 100,000	$ -	$ -	$ -	$ -	$ -	$ -	$ 100,000
FUNDING SOURCES										
Fund 420 (Water)	$ -	$ -	$ 50,000	$ -	$ -	$ -	$ -	$ -	$ -	$ 50,000
Fund 430 (Sewer)	$ -	$ -	$ 50,000	$ -	$ -	$ -	$ -	$ -	$ -	$ 50,000
TOTAL	$ -	$ -	$ 100,000	$ -	$ -	$ -	$ -	$ -	$ -	$ 100,000

Project Manager Approval: Ryan Chapman

CITY OF BREA

SEVEN-YEAR CAPITAL IMPROVEMENT PROGRAM BUDGET

FY 2025-2026 through FY 2031-2032

GOLF COURSE IMPROVEMENTS

PROJECT 7968

GOLF COURSE IMPROVEMENTS - FACILITY IMPROVEMENTS AT BIRCH HILLS GOLF COURSE

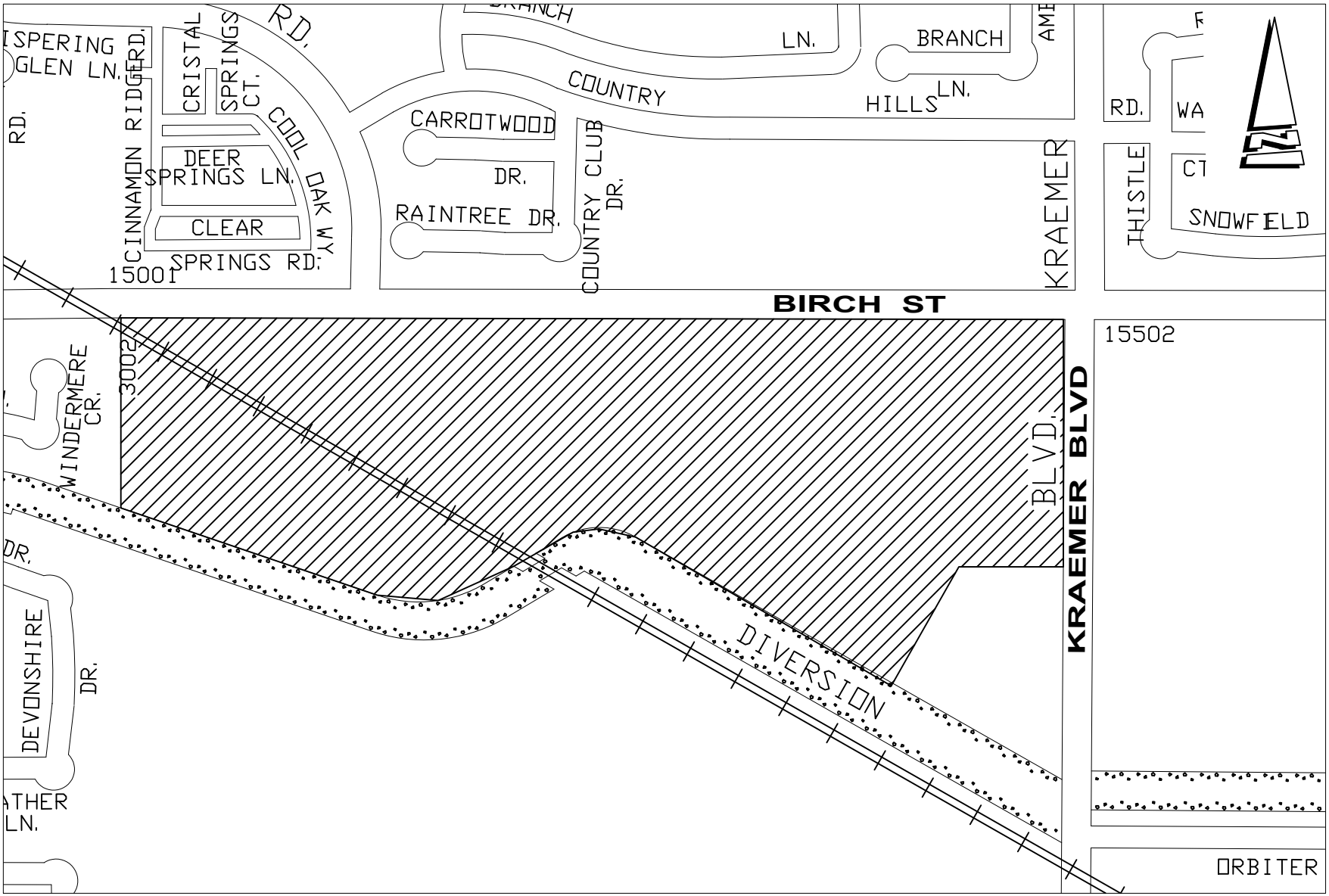

VICINITY MAP

NOT TO SCALE

PROJECT 7968

GOLF COURSE IMPROVEMENTS - FACILITY IMPROVEMENTS AT BIRCH HILLS GOLF COURSE

This project includes various maintenance and construction improvements at Birch Hills Golf Course.

PROJECT	Estimated Expenditures to Date	Estimated Carryover FY24-25	Proposed 2025-26	Proposed 2026-27	Proposed 2027-28	Proposed 2028-29	Proposed 2029-30	Proposed 2030-31	Proposed 2031-32	Total Budget
DESIGN	$ 2,233	$ 6,767	$ -	$ -	$ -	$ -	$ -	$ -	$ -	$ 9,000
RIGHT OF WAY	$ -	$ -	$ -	$ -	$ -	$ -	$ -	$ -	$ -	$ -
CONSTRUCTION	$ 37,953	$ 115,039	$ 200,000	$ 200,000	$ -	$ 225,000	$ -	$ -	$ -	$ 777,992
CONST. ENGINEERING	$ 4,465	$ 13,534	$ -	$ -	$ -	$ -	$ -	$ -	$ -	$ 17,999
TOTAL	$ 44,651	$ 135,340	$ 200,000	$ 200,000	$ -	$ 225,000	$ -	$ -	$ -	$ 804,991

FUNDING SOURCES										
Fund 465 (Golf Birch)	$ 44,651	$ 135,340	$ 200,000	$ 200,000	$ -	$ 225,000	$ -	$ -	$ -	$ 804,991
TOTAL	$ 44,651	$ 135,340	$ 200,000	$ 200,000	$ -	$ 225,000	$ -	$ -	$ -	$ 804,991

Project Manager Approval: Eric Aulls

PROJECT 7969

GOLF COURSE IMPROVEMENTS - FACILITY IMPROVEMENTS AT BREA CREEK GOLF COURSE

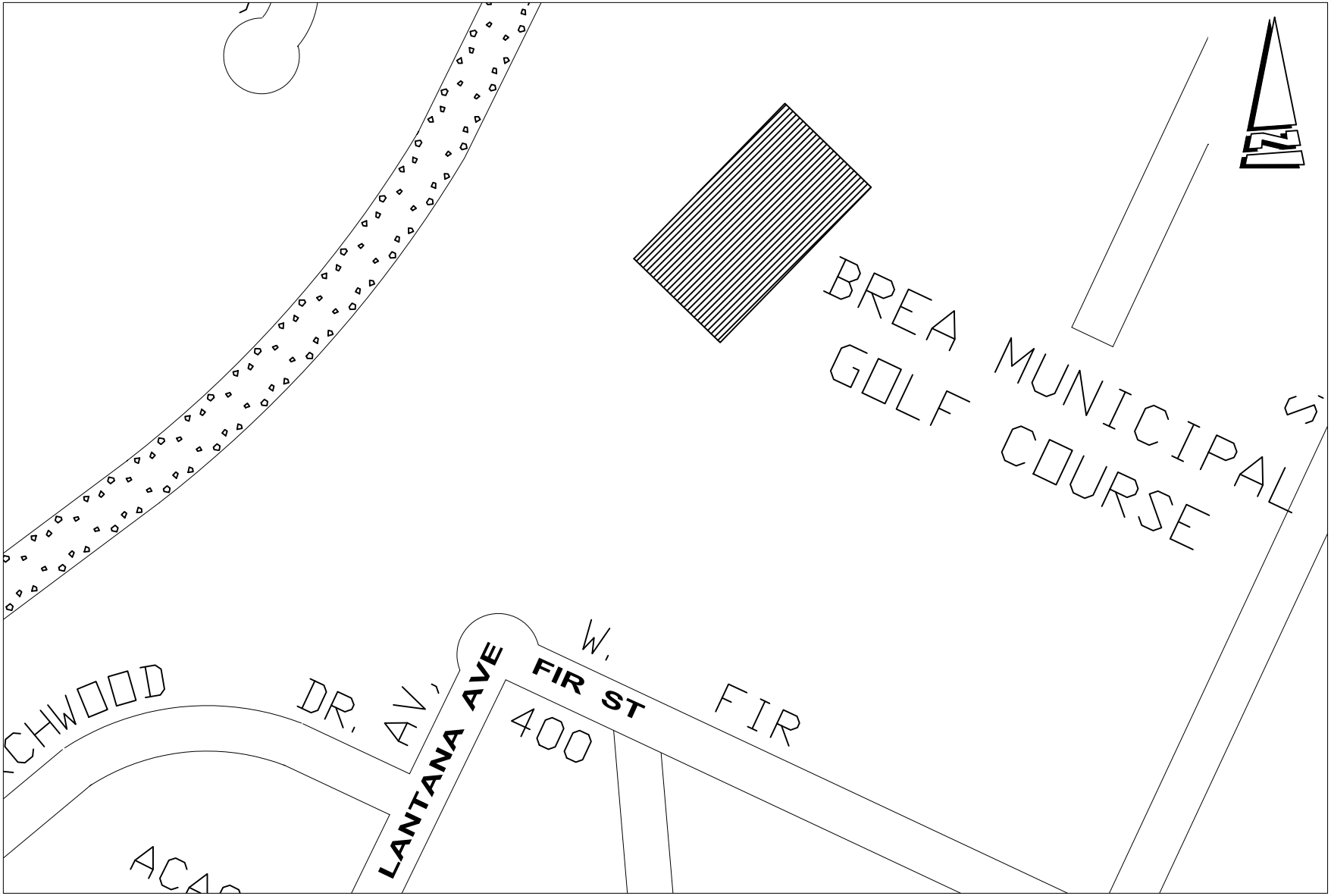

VICINITY MAP

NOT TO SCALE

PROJECT 7969

GOLF COURSE IMPROVEMENTS - FACILITY IMPROVEMENTS AT BREA CREEK GOLF COURSE

This project includes various maintenance and construction improvements at Brea Creek Golf Course.

PROJECT	Estimated Expenditures to Date	Estimated Carryover FY24-25	Proposed 2025-26	Proposed 2026-27	Proposed 2027-28	Proposed 2028-29	Proposed 2029-30	Proposed 2030-31	Proposed 2031-32	Total Budget
DESIGN	$ 2,956	$ 7,044	$ -	$ -	$ -	$ -	$ -	$ -	$ -	$ 10,000
RIGHT OF WAY	$ -	$ -	$ -	$ -	$ -	$ -	$ -	$ -	$ -	$ -
CONSTRUCTION	$ 50,245	$ 119,755	$ -	$ -	$ 50,000	$ 50,000	$ 50,000	$ 50,000	$ 50,000	$ 420,000
CONST. ENGINEERING	$ 5,911	$ 14,089	$ -	$ -	$ -	$ -	$ -	$ -	$ -	$ 20,000
TOTAL	$ 59,112	$ 140,888	$ -	$ -	$ 50,000	$ 50,000	$ 50,000	$ 50,000	$ 50,000	$ 450,000

FUNDING SOURCES										
Fund 465 (Golf Birch)	$ 59,112	$ 140,888	$ -	$ -	$ 50,000	$ 50,000	$ 50,000	$ 50,000	$ 50,000	$ 450,000
TOTAL	$ 59,112	$ 140,888	$ -	$ -	$ 50,000	$ 50,000	$ 50,000	$ 50,000	$ 50,000	$ 450,000

Project Manager Approval: Eric Aulls


CITY OF BREA–ORANGE COUNTY–CALIFORNIA
INCORPORATED FEBRUARY 23, 1917

City of Brea

City Council Regular Meeting Communication

A. Zoning Ordinance Text Amendment (ZOTA) No. 2025-01

Meeting	Agenda Group
Tuesday, May 6, 2025, 7:00 PM	PUBLIC HEARING Item: 3A.

TO	FROM
Honorable Mayor and City Council Members	Kristin Griffith, City Manager

RECOMMENDATION

Staff recommends that the City Council take the following actions:

1. Waive full reading and introduce Ordinance No. 1259 titled "An Ordinance of the City Council of the City of Brea Amending the Brea City Code by Adopting Zoning Ordinance Text Amendment No. 2025-01 and Approving CEQA Exemption Determination" (Attachment A);
2. Approve a California Environmental Quality Act (CEQA) Exemption Determination (Attachment A); and
3. Schedule adoption of aforementioned Ordinance at the next regular City Council meeting.

BACKGROUND

The proposed project a City initiated Zoning Code Text Amendment (ZOTA) to amend the Title 20 of the Brea City Code (BCC), or the Zoning Code (Code), to codify State Density Bonus Law (State Law). The State Law, codified under California Government Code Section 65915, was originally adopted in 1976 and continues to be updated to help address affordable housing needs in the state. Generally, the State Law requires local jurisdictions to grant a density bonus over the otherwise maximum allowable residential density defined in the General Plan when an applicant for an eligible housing development requests a density bonus. The State Law also requires local jurisdictions to grant certain incentives/concessions (Incentives), parking reductions, and waivers to development standards to help offset the cost of providing affordable housing.

Although the City has not adopted a local density bonus ordinance, the City has been applying the State Law when requested by the developers, as required by law. In addition, the City has a long history of encouraging various types of housing and is the only city in Orange County with the State Department of Housing and Community Development (HCD)'s Prohousing Jurisdiction Designation. The proposed amendment is needed to implement the City's 6th Cycle Housing Element Program #6 (Density Bonus Incentives), which requires the City to update the density bonus provisions to align with State Law, and to comply with HCD's condition related to the City's Prohousing Jurisdiction Designation, which requires timely adoption of a local density bonus ordinance.

If approved, the proposed amendment will add a new chapter, Chapter 20.42 Density Bonus, to Title 20 of the BCC.

DISCUSSION

The proposed density bonus provisions would implement the State Law, and the following are summary of the key provisions:

Eligibility

- A housing development with five or more units would qualify if it provides certain number of affordable units within the development.
- Exception: Housing development that would demolish or vacate existing affordable rental housing units (lower or very-low income) would be ineligible to utilize density bonus provisions unless the housing development provides the same number of affordable units as the existing development.

Density Bonus

- General: The City must grant a density bonus as a matter of right when requested by a qualifying housing development. The amount of density bonus allowed varies depending on the affordability level/types of housing and the number of affordable units provided, as summarized below:

Table 1. General Density Bonus

Types of Housing	Affordability Level	Percentage of Affordable Units	Density Bonus
Regular	Very low	5 to 15%	20 to 50%
	Low	10 to 24%	20 to 50%
	Moderate	10 to 44%	5 to 50%
Senior citizen housing & qualifying mobile home park	N/A	N/A	20%
Specialized housing	Very low	10%	20%
Student housing	Lower	20 to 24%	35 to 50%
100% affordable housing	Lower	100% (up to 20% can be moderate income)	80%

- Additional Density Bonus: In addition to the general density bonus described above, the City must also grant an additional density bonus if a qualifying housing development provides additional units affordable to very low or moderate income households and/or includes an on-site childcare facility, as summarized below:

Table 2. Additional Density Bonus

Affordability Level or Types of Housing	Percentage of Affordable Units	Density Bonus
*Very low income	5 to 10%	20 to 32.5%
*Moderate income	5 to 15%	20 to 50%
Housing development with childcare facility	N/A	In an amount of sq. Ft. Or residential space that is equal to or greater than the sq. Ft. Of the childcare facility
**In order for a housing development to qualify for an additional density bonus, the housing development must also provide at least 15% very low, 24% lower, or 44% moderate income units, and cannot restrict more than 50% of total units as very low, lower or moderate income units*		

Incentives and Waivers

- The City must grant certain number of Incentives when requested by a qualifying housing development, which is based on the level of affordability and number of affordable units provided within the qualifying housing developments. In addition, the City must allow modification or waiver of a development standard that has an effect of physically precluding development of affordable housing (Waivers) when requested by a qualifying housing development. Below table summarizes the allowed Incentives and waivers:

Table 3. Allowable Incentives and Waivers

	Affordability Level or Types of Housing	Minimum Percentage of Affordable Units	Number of Incentives
Incentives	Very low income	10 to 100%	1 to 5
	Lower income	5 to 100%	1 to 5
	Moderate income (for-sale unit only	10 to 45%	1 to 4
	student	20 to 23%	1 to 2
Waivers	Any project that qualifies to utilize the State Law		Unlimited

1. *Incentives include, but not limited to: reduction in development standards, modification of zoning code requirements, approval of mixed-use zoning, and other regulatory incentives proposed by an applicant*
2. *Additional Incentive related to height available for housing development located within ½ mile of a major transit stop*
3. *One additional number of Incentive available for housing development that includes a childcare facility*

Parking Ratios

- General: The City must allow as a matter of right, if requested by a qualifying housing development, a density bonus parking ratio as specified in the State Law. The following table provides the density bonus parking ratio compared to the BCC requirement:

Table 4. Density Bonus Parking Ratios

	Minimum Number of Required Parking Per Unit		
Total Number of Bedrooms	**BCC**		**Density Bonus Law[3]**
	Single-Family[1]	**Multi-Family[2]**	
Studio	2	1.5	1
1-bedroom		1.75	1
2-bedrooms		2	1.5
3-bedrooms		2.5	1.5
4 or more bedrooms			2.5
Guest parking	0.5	0.2	None

1. *For units - must be covered; For guest spaces - can be covered/uncovered*
2. *For units - a portion must be covered; For guest spaces - can be covered/uncovered*
3. *Can be either covered/uncovered*

- Additional reduction: Certain types of housing developments would be eligible for additionally reduced density bonus parking ratios, as follows:

Table 5. Additionally Reduced Density Bonus Parking Ratio

Type of Density Bonus Housing Development	Minimum Number of Required Parking Spaces
Housing development with minimum 11% very low income or 20% lower income units	0.5 per unit
For-sale housing development with minimum 40% moderate income units	0.5 per bedroom
Housing development with 100% of units for lower income household	No minimum number of parking space required
Senior rental housing development with 100% of units for lower income individuals	
Special needs housing development with 100% of units for lower income household	
Note: In general, to qualify for additional reduction in parking, the housing development must be located within ½ mile of major transit stop and have an unobstructed access to that major transit stop	

General Standards

The proposed Density Bonus chapter would establish a number of general standards for the affordable units to be created within the housing developments that proposes to utilize the density bonus provisions, including, but not limited to, construction timing, length of affordability, location/design of the affordable units, and requirement of a regulatory agreement.

As proposed, the proposed Zoning Code Text Amendment is consistent with the State's Density Bonus Law, implements the Housing Element Program #6, and is required for the City to maintain its Prohousing Jurisdiction designation.

More detailed analysis of the proposed amendments is provided in the March 25, 2025 Planning Commission staff report (Attachment B). In addition, the proposed amendments can be found in the draft Ordinance (Attachment A).

Environmental Assessment

The proposed project has been assessed in accordance with the California Environmental Quality Act (CEQA) Guidelines and the environmental regulations of the City. The Project is categorically exempt from the requirements to prepare additional environmental documentation per CEQA Guidelines Section 15061(b)(3) because the Project is limited to establishing a local density bonus ordinance, which would implement the State Law and therefore would not result in any physical changes to the environment. As such, the proposed amendments will not have a significant impact on the environment. Any future housing development would be subject to CEQA review.

Public Notice and Comments

This Project was noticed in accordance with the City's public noticing requirements, which involved publication in the Brea Star-Progress. The public hearing notice for this Project is provided as Attachment C. As of the writing of this report, staff has not received public comments.

COMMISSION/COMMITTEE RECOMMENDATION

On March 25, 2025, the Planning Commission, on 5-0 vote, approved a resolution recommending approval of the proposed amendments. The meeting minutes of March 25, 2025 Planning Commission meeting is Attachment D.

FISCAL IMPACT/SUMMARY

The Project is limited to adoption of an ordinance to amend the BCC; as such, there is no impact to the General Fund.

RESPECTFULLY SUBMITTED:

Kristin Griffith, City Manager

Prepared by: Joanne Hwang, AICP, City Planner

Concurrence: Jason Killebrew, Assistant City Manager/Community Development Director

Attachments

ATTACHMENT A - Ordinance No. 1259.pdf
ATTACHMENT B - March 25, 2025 Planning Commission Staff Report.pdf
ATTACHMENT C - Public Notice.pdf
ATTACHMENT D - March 25, 2025 Planning Commission Meeting Minutes.pdf

ORDINANCE NO. 1259

AN ORDINANCE OF THE CITY COUNCIL OF THE CITY OF BREA AMENDING THE BREA CITY CODE BY ADOPTING ZONING ORDINANCE TEXT AMENDMENT NO. 2025-01 AND APPROVING A CEQA EXEMPTION DETERMINATION

THE CITY COUNCIL OF THE CITY OF BREA DOES ORDAIN AS FOLLOWS:

A. RECITALS:

(i) Pursuant to the City's police power, as granted broadly under Article XI, Section 7 of the California Constitution, the City Council has the authority to enact and enforce ordinances for the public peace, health, safety, and welfare of the City and its residents.

(ii) Pursuant to the California Environmental Quality Act ("CEQA") (Public Resources Code § 21000 et seq.) and the State of California Guidelines for Implementation of the California Environmental Quality Act ("CEQA Guidelines") (14 C.C.R. § 15000 et seq.), the City is the "lead agency" for the preparation and consideration of environmental documents for this Ordinance.

(iii) On March 25, 2025, the Planning Commission conducted a duly noticed public hearing concerning Zoning Ordinance Text Amendment ("ZOTA") No. 2025-01 and adopted its Resolution No. 2025-06 recommending approval by the City Council.

(iv) On May 6, 2025, the City Council conducted a duly noticed public hearing concerning ZOTA No. 2025-01, as set forth in this Ordinance. It is the intent of the City Council in adopting this Ordinance to add a new chapter (Chapter 20.42) to the Title 20 of the Brea City Code to codify and implement the State Density Bonus law (Government Code § 65915).

(v) Adoption of this Ordinance is consistent with the General Plan as it is consistent with General Plan Goals CD-1.5, Housing Element Policy 4.1, and Housing

DRAFT

Element Program 6, because it establishes density bonus regulations and standards that are compliant with the State Density Bonus law, and that are clear to property owners, developers, and the general public. In addition, the City is required to adopt its local density bonus ordinance by Spring of 2025 as a condition of receiving the State Prohousing Designation from the State Department of Housing and Community Development.

(vi) This Ordinance is a matter of citywide importance and necessary for the preservation and protection of the public peace, health, safety and welfare of the community and is a valid exercise of the local police power and in accord with State law.

(vii) All legal prerequisites to the adoption of this Ordinance have occurred.

B. <u>ORDINANCE:</u>

<u>SECTION 1</u>. The City Council finds that the facts set forth in the Recitals, Part A, of this Ordinance are true and correct.

<u>SECTION 2.</u> Division I (General Regulations) of Title 20 (Zoning Code) of Part II (Development Code) of the Brea City Code is amended by adding a new Chapter 20.42 to read as follows:

DRAFT

20.42 DENSITY BONUS

20.42.010 PURPOSE AND APPLICABILITY.

A. Purpose.

The purpose of this chapter is to comply with and establish procedures for implementing the state Density Bonus Law (Cal. Gov. Code § 65915), and to facilitate the development of affordable housing consistent with the City of Brea Housing Element goals, objectives, and policies. In the event of a conflict between this chapter and the Density Bonus Law, the provisions of the Density Bonus Law shall prevail.

B. Applicability.

1. This chapter shall apply citywide.

2. The City shall grant a density bonus, incentives, waivers, and/or a reduced parking ratio requests when the applicant for a housing development with five or more units meets the requirements of this chapter, unless written findings are made in accordance with the provisions of this chapter.

3. All requests pursuant to this chapter shall be processed pursuant to Section 20.42.090 of this chapter.

20.42.020 DEFINITIONS.

For purposes of this chapter, the following definitions shall apply unless the context clearly indicates or requires a different meaning. To the extent these terms are defined in the Density Bonus Law or in other state law, the definitions provided therein shall govern:

AFFORDABLE RENT. Monthly rent, including a reasonable allowance for utilities and all fees for housing services, for rental of affordable units, as further defined in Cal. Health and Safety Code § 50053.

AFFORDABLE SALES PRICE. The maximum sales price at which lower and moderate income households can qualify for the purchase of affordable units as set forth in the City's Affordable Housing Guidelines.

APPLICANT. Any person, firm, partnership, association, joint venture, corporation, or any entity or combination of entities that seeks development permits or approvals from the City.

APPROVAL AUTHORITY. The person or body that is authorized to approve a development as specified by this title.

CHILDCARE FACILITY. A childcare facility as defined in Cal. Gov't. Code § 65915(h)(4).

DENSITY BONUS. A density increase, granted pursuant to Cal. Gov't. Code § 65915 and this chapter, over the otherwise maximum allowable gross residential density as of the date of application, or, if elected by the applicant, a lesser percentage of density increase, including, but not limited to, no increase in density.

DENSITY BONUS UNITS. Those dwelling units granted pursuant to the provisions of this chapter which exceed the otherwise maximum allowable gross residential density for the housing development site.

DEVELOPMENT STANDARD. A site or construction condition as defined in in Cal. Gov't. Code § 65915(o)(2).

DISABLED VETERANS. Persons as defined in Cal. Gov't. Code § 18541.

DISCRETIONARY PERMIT. Any permit issued for the development which requires the exercise of judgment or deliberation from the approval authority, including conditional use permits, variances, precise developments, residential planned unit development permits, a new specific plan or amendments, General Plan amendments, zone changes, and tentative and final maps.

DRAFT

HOMELESS PERSONS. Persons as defined in the federal McKinney-Vento Homeless Assistance Act (42 U.S.C. Sec. 11301 et seq.).

HOUSING DEVELOPMENT. A development project as defined in Cal. Gov't Code § 65915(i).

INCENTIVE. Used interchangeably, means such regulatory concessions or incentives as specified in Cal. Gov't. Code § 65915(k).

LOWER INCOME HOUSEHOLDS. Households of lower income as defined in Cal. Health and Safety Code § 50079.5.

LOW INCOME HOUSEHOLDS. Households of low income as defined in Cal. Health and Safety Code § 50093.

LOWER INCOME STUDENT. A student who has a household income and asset level that is defined in Cal. Gov't. Code § 65915(o)(4).

MAJOR TRANSIT STOP. Has the same meaning as defined Cal. Pub. Res. Code § 21155(b).

MAXIMUM ALLOWABLE RESIDENTIAL DENSITY OR BASE DENSITY. Density as defined in Cal. Gov't. Code § 65915(o)(6).

MODERATE INCOME HOUSEHOLDS. Households of moderate income as defined in Cal. Health and Safety Code § 50093.

QUALIFYING MOBILEHOME PARK. A mobilehome park that limits residency based on age requirements for housing older persons pursuant to Cal. Civil Code §§ 798.76 and 799.5.

REGULATORY AGREEMENT. A recorded and legally binding agreement between an Applicant and the City to ensure that the requirements of this chapter are satisfied. The Regulatory Agreement, among other things, shall establish: the number of affordable units, their size, location, terms and conditions of affordability, and production schedule.

SENIOR CITIZEN HOUSING DEVELOPMENT. A housing development as defined in Cal. Civ. Code §§ 51.3 and 51.12. This types of housing development also includes a shared housing building development and a residential care facility for the elderly, as defined in the Cal. Health and Safety Code § 1569.2.

SHARED HOUSING BUILDING/UNIT. A residential or mixed-use structure as defined in Cal. Gov't Code § 65915(o)(7)(A) and (B).

SPECIALIZED HOUSING DEVELOPMENT. A housing development for transitional foster youth, disabled veterans, or homeless persons.

STUDENT HOUSING DEVELOPMENT. A housing development for students that contains bedrooms containing two or more bed spaces that have a shared or private bathroom, access to a shared or private living room and laundry facilities, and access to a shared or private kitchen.

TOTAL UNITS OR TOTAL DWELLING UNITS. A calculation of the number of units as defined in Cal. Gov't. Code § 65915(o)(8).

DRAFT

TRANSITIONAL FOSTER YOUTH. Persons defined in Cal. Ed. Code §66025.9.

VERY LOW INCOME HOUSEHOLDS. Households of very low income as defined in Cal. Health and Safety Code § 50105.

VERY LOW VEHICLE TRAVEL AREA. An urbanized area as defined in Cal. Gov't. Code § 65915(o)(9).

20.42.030 DENSITY BONUSES

A. General.

1. Each housing development application is entitled to only one density bonus category listed in section, except as provided for in Section 20.42.040 for additional density bonus.

2. Each component of any density calculation, including base density, bonus density, and required number of affordable units, resulting in fractional units shall be separately rounded up to the next whole number.

3. An applicant may elect to receive a density bonus that is less than the amount permitted by this section.

4. The number of density bonus units shall not be included when determining the number of affordable units required to qualify for a density bonus.

5. Any affordable unit provided pursuant to the City's affordable unit requirements set forth in Chapter *20.40* of this title may be used to qualify for a density bonus or other provisions under this chapter. However, the payment of in-lieu fees shall not qualify for a density bonus or other provisions of this chapter.

6. Notwithstanding any provision of this chapter, all developments must satisfy all applicable requirements of the City's affordable unit requirements in Chapter *20.40* of this title, which sets forth affordable unit requirements for developments, separate from those required to receive a density bonus or incentives pursuant to this chapter.

B. Density Bonus Categories. The City shall grant a density bonus when an applicant for a housing development with five or more dwelling units seeks and agrees to construct a housing development with at least any one of the following:

1. Very Low Income. A rental or for-sale development, including a shared housing building, that provides at least 5% of the total dwelling units of the development as affordable units affordable to very low income households, shall be eligible for a density bonus as shown in Table 20.42.030.A.1 below:

TABLE 20.42.030.A.1 VERY LOW INCOME DENSITY BONUS	
Percentage Very Low Income Units	**Percentage Density Bonus**
5	20

DRAFT

6	22.5
7	25
8	27.5
9	30
10	32.5
11	35
12	38.75
13	42.5
14	46.25
15	50

2. Low Income. A rental or for-sale development, including a shared housing building, that provides at least 10% of the total dwelling units as affordable units affordable to low income households, shall be eligible for a density bonus as shown in Table 20.42.030.A.2 below:

TABLE 20.42.030.A.2 LOW INCOME DENSITY BONUS	
Percentage Low Income Units	**Percentage Density Bonus**
10	20
11	21.5
12	23
13	24.5
14	26
15	27.5
16	29
17	30.5
18	32
19	33.5
20	35
21	38.75
22	42.5
23	46.25
24	50

3. Moderate Income. A for-sale development that provides at least 10% of the total dwelling units as affordable units affordable to moderate income households, provided that all dwelling units in the development are offered to the public for purchase, shall be eligible for a density bonus as shown in Table 20.42.030.A.3 below:

TABLE 20.42.030.A.3 MODERATE INCOME DENSITY BONUS

DRAFT

Percentage Moderate Income Units	Percentage Density Bonus
10	5
11	6
12	7
13	8
14	9
15	10
16	11
17	12
18	13
19	14
20	15
21	16
22	17
23	18
24	19
25	20
26	21
27	22
28	23
29	24
30	25
31	26
32	27
33	28
34	29
35	30
36	31
37	32
38	33
39	34
40	35
41	38.75
42	42.5
43	46.25
44	50

DRAFT

4. Senior Citizen Housing Development. A Senior Citizen Housing Development, including Shared Housing Building developments, shall be eligible for a 20% density bonus, unless otherwise prohibited by state and/or federal law.

5. Qualifying Mobilehome Park. A Qualifying Mobilehome Park shall be eligible for a 20% density bonus, including shared housing building developments, unless otherwise prohibited by state and/or federal law.

6. Specialized Housing Developments. A specialized housing development for transitional foster youth, disabled veterans, or homeless persons, in which at least 10% of the total units are provided at the same affordability level as very low income units shall be eligible for a 20% density bonus. The units described in this subsection shall be subject to a recorded affordability restriction of 55 years and shall be provided at the same affordability level as very low income units.

7. Student Housing Developments.

a. A student housing development shall be eligible for a density bonus as shown in Table 20.42.030.A.4, only if all of the following requirements are met:

TABLE 20.42.030.A.4 STUDENT HOUSING DEVELOPMENT DENSITY BONUS	
Percentage Low Income Units	**Percentage Density Bonus**
20	35
21	38.75
22	42.5
23	46.25
24	50

b. At least 20% of the total dwelling units will be used for lower income students. Such units must be use and occupied by lower income students.

c. For purposes of calculating a density bonus granted pursuant to this subparagraph, the term "unit" as used in this subparagraph means one rental bed and its pro rata share of the associated common area facilities. The units described in this subsection shall be subject to an affordability restriction of 55 years, which shall not tie any rental bed reserved for lower income students to a specific bedroom. In addition, lower income students shall be allowed to share a room or unit with a non-lower income student.

d. All units will be used exclusively for undergraduate, graduate, or professional students enrolled full time at an institution of higher education accredited by the Western Association of Schools and Colleges or the Accrediting Commission for Community and Junior Colleges. Prior to issuance of a certificate of occupancy, the applicant shall provide evidence that the developer has done one of the following:

i. Entered into an operating agreement or master lease with one or more institutions of higher education for the institution(s) to occupy all units of the student housing development with students from that institution(s).

ii. Established a system for confirming its renters' status as students to ensure that all units of the student housing development are occupied with students from an institution of higher education.

DRAFT

e. The rent provided in the applicable units of the development for lower income students shall be calculated at 30% of 65% of the area median income for a single-room occupancy unit type.

f. The applicant shall provide priority for the applicable affordable units for lower income students experiencing homelessness. A homeless service provider, as defined in Cal. Health and Safety Code § 103577(e)(3), or institution of higher education that has knowledge of a person's homeless status may verify a person's status as homeless for purposes of this subclause.

8. One Hundred Percent Affordable Housing Development.

a. A 100% rental or for-sale development, including total units and density bonus units, but exclusive of manager's unit or units, for lower income households, except that 20% of the units in the development, including total units and density bonus units, may be for moderate income households, shall be eligible for an 80% density bonus. For rental units, rents shall be restricted as set forth in Cal. Gov't. Code § 65915(c)(1)(B)(ii).

b. No maximum density controls shall be imposed if any of the following apply:

i. The housing development is located in a very low vehicle travel area within a designated county.

ii. The development is located within one-half mile of a major transit stop.

9. Land donations. A tentative subdivision map, parcel map, or other residential development applicant that donates land to the City for the development of affordable units for very low income households shall be eligible for a density bonus as shown in Table 20.42.030.A.5, only if all of the following requirements are met:

DRAFT

TABLE 20.42.030.A.5 LAND DONATION DENSITY BONUS	
Percentage Very Low Income Units	**Percentage Density Bonus**
10	15
11	16
12	17
13	18
14	19
15	20
16	21
17	22
18	23
19	24
20	25
21	26
22	27

23	28
24	29
25	30
26	31
27	32
28	33
29	34
30	35

a. The land shall be at least one net acre or of sufficient size to permit development of at least 40 units.

b. The zoning and general plan designations that allow development at the density of at least 30 units per acre.

c. Notwithstanding Subsections a and b above, the developable acreage and zoning classification of the land shall be sufficient to permit construction of units affordable to very low income households in an amount not less than 10% of the number of residential units of the proposed development.

d. The land shall or will be served by adequate public facilities and infrastructure.

e. The land shall be within the boundary of the proposed development or within one-quarter mile of the boundary of the proposed development.

f. No later than the date of approval of the final subdivision map, parcel map, or of the residential development, the land donation shall have all of the permits and approvals, other than building permits, necessary for the development of the affordable units for very low income households on the donated land, except that the City may subject the proposed development to subsequent design review, to the extent authorized by subdivision (i) of Cal. Gov't. Code § 65583.2, if the design is not reviewed by the City prior to the time of donation.

g. The applicant shall donate and transfer land no later than the date of approval of the final subdivision map, parcel map, or residential development application.

h. The land shall be transferred to the City or to a housing developer approved by the Director. The Director may require the applicant to identify and transfer the land to a housing developer.

i. A proposed source of funding for the very low income units shall be identified not later than the date of approval of the final subdivision map, parcel map, or residential development application.

j. The affordable units built on the donated land shall remain restricted to an affordable rent for very low income households for a period of at least 55 years, or a longer period of time if required by the construction or mortgage financing assistance program, mortgage insurance program, or rental subsidy program except as otherwise provided for by Cal. Gov't Code § 65915.

DRAFT

k. The Density Bonus pursuant to this subsection shall be in addition to any increase in density mandated by Subsections 20.42.030.A.1 through 8, up to a maximum combined density increase of 35% if an applicant seeks both the increase required pursuant to this subsection and Subsections 20.42.030.A.1 through 8.

10. Condominium Conversion. An applicant requesting an approval of a condominium conversion pursuant to Chapter 20.12 of this title may request a density bonus of up to 25% over the number of apartments otherwise permitted by this title, to be provided within the existing structure or structures proposed for conversion, if it meets all of the following:

a. Affordable units shall be provided in accordance with one of the following two options:

i. Low or moderate Income. At least 33% of the total units of the proposed condominium project, including any units that are granted by a density bonus, shall be affordable units to low or moderate income households, or

ii. Lower Income. At least 15% of the total units of the proposed condominium project, including any units that are granted by a density bonus, shall be affordable units to lower income households.

b. An applicant for condominium conversion shall comply with and submit all required application material specified in Chapter 20.12 of this title. Nothing in this section shall be construed to require the City to approve a proposal to convert apartments to a condominium project.

c. An Applicant shall be ineligible for a density bonus or other Incentives under this section if it meets any of the following criteria:

i. The apartments proposed for conversion constitute a housing development for which a density bonus or other incentives were already provided under this chapter.

ii. The condominium conversion project is located on any property specified in Section 20.42.030.C.

d. The City may place such reasonable conditions on the granting of the density bonus or other incentives pursuant to this section, as it finds appropriate, including, but not limited to, conditions which assure continued affordability of units to subsequent purchasers of lower, low and moderate income households.

e. In lieu of receiving a density bonus as specified in this section, the applicant for qualifying condominium conversion may request and the City shall provide other incentives of equivalent financial value.

i. For purposes of this subsection, “other incentives of equivalent financial value” shall not be construed to require the City to provide cash transfer payments or other monetary compensation, but may include the reduction or waiver of requirements which the City might otherwise apply as conditions of conversion approval.

C. Ineligibility.

1. A housing development shall be ineligible for a density bonus or any other provisions of this chapter if the development is proposed on any property that includes a parcel or parcels on which rental dwelling units are located or, if the dwelling units have been vacated or demolished in the five-year period preceding the density bonus application, have been subject to a recorded covenant, ordinance, or law that restricts rents to levels affordable to persons and families of lower and very low income; subject to any other form of rent or price control through the City's valid exercise of its police power; or occupied by lower or very low income households, unless the proposed housing development replaces those units, and either of the following applies:

i. The proposed housing development, inclusive of the units replaced pursuant to this paragraph, contains affordable units at the percentages set forth in Section 20.42.030.

ii. Each unit in the development, exclusive of a manager's unit or units, is affordable to, and occupied by, either a lower or very low income household.

2. For the purposes of this subsection, "replace" shall mean as defined in Cal. Gov't. Code § 65915(c)(3)(B)(i) and (ii).

20.42.040 ADDITIONAL DENSITY BONUSES

A. Additional Affordable Units.

1. Provided that the housing development would not restrict more than 50% of the total units to very low income, lower income, or moderate income households, the City shall grant an additional density bonus as specified in this subsection if the housing development conforms to the requirements of Section 20.42.030, and meets any of the following requirements:

a. The housing development provides at least 15% of the total units for very low income households.

b. The housing development provides at least 24% of the total units for lower income households.

c. The housing development provides at least 44% of the total units for moderate income households.

2. To qualify for the additional density bonus under this subsection, the applicant shall agree to include additional rental or for-sale units affordable to very low income households or moderate income households The additional density bonus granted under this subsection shall be calculated as shown in Table 20.42.040.A below.

Table 20.42.040.A ADDITIONAL DENSITY BONUS		
Affordability Level	**Additional Percentage of Affordable Housing Unit**	**Additional Density Bonus Percentage**
	5	20

DRAFT

Very Low Income or Moderate Income	6	22.5
	7	25
	8	27.5
	9	30
	10	32.5
Moderate Income	11	35
	12	38.75
	13	42.5
	14	46.25
	15	50
Notes: 1) The increase in density bonus specified in this table shall be in addition to any increase in density granted by Section 20.42.030. 2) The additional density bonus specified in this table shall be calculated using the number of units excluding any density bonus awarded by Section 20.42.030.		

B. Childcare Facilities. The City shall grant an additional density bonus for a housing development that is eligible for a density bonus under Section 20.42.030 and includes a childcare facility that will be located on the premises of, as part of, or adjacent to, the development.

1. The additional density bonus shall be in an amount of square feet of residential space that is equal to or greater than the square footage of the childcare facility.

2. The childcare facility shall meet the following requirements:

a. The childcare facility shall remain in operation for a period of time that is as long as or longer than the period of time during which the provided affordable units are required to remain affordable pursuant to Section 20.42.050.

b. Of the children who attend the childcare facility, the children of very low, lower, and moderate income households shall equal a percentage that is equal to or greater than the percentage of affordable units in the development that are required for very low, lower, and moderate income households pursuant to Section 20.42.030.

20.42.050 GENERAL STANDARDS FOR AFFORDABLE UNITS

A. Affordable units shall be constructed concurrently with market-rate units within a Housing Development.

B. Rental Units.

1. Very low and low income rental units shall remain restricted to an affordable rent for a period of 55 years or a longer period of time if required by a construction or mortgage financing assistance program, mortgage insurance program, or rental subsidy program.

DRAFT

2. For housing developments meeting the criteria of Section 20.42.030.B.8 of this chapter, affordable rents for all units, including both base density and density bonus units, shall be as follows:

a. The rent for at least 20% of the units shall be set at an affordable rent, as defined in Cal. Health and Safety Code § 50053.

b. The rent for remaining units in the development shall be set at an amount consistent with the maximum rent levels for lower income households, as those rents and incomes are determined by the California Tax Credit Allocation Committee.

C. For Sale Units.

1. An Applicant for a for-sale housing development that utilizes the density bonus provisions of this chapter shall ensure that the affordable unit is initially sold to and occupied by persons and families of very low, low, or moderate income, as required, and that the affordable units are offered at an affordable sales price.

a. If the affordable unit is not purchased by an income-qualified person or family within 180 days after the issuance of the certificate of occupancy, the unit may be purchased by a qualified nonprofit housing corporation that meets all of the following requirements pursuant to a recorded contract that satisfies all of the requirements specified in paragraph (10) of subdivision (a) of Cal. Rev. and Tax. Code § 402.1:

i. The nonprofit corporation has a determination letter from the Internal Revenue Service affirming its tax-exempt status pursuant to the Internal Revenue Code § 501(c)(3) of and is not a private foundation as that term is defined in the Internal Revenue Code §509.

ii. The primary activity of the nonprofit corporation is the development and preservation of affordable home ownership housing in California that incorporates within their contracts for initial purchase a repurchase option that requires a subsequent purchaser of the property that desires to resell or convey the property to offer the qualified nonprofit corporation the right to repurchase the property prior to selling or conveying that property to any other purchaser pursuant to an equity sharing agreement or affordability restrictions on the sale and conveyance of the property that ensure that the property will be preserved for Lower Income housing for at least 45 years for owner-occupied housing units and will be sold or resold only to persons or families of very low, low, or moderate Income, as defined in Cal. Health and Safety Code §50052.5.

2. The City shall enforce an equity-sharing agreement, unless it is in conflict with the requirements of another public funding source or law. The following shall apply to the equity sharing agreement:

a. Upon resale, the seller of the unit shall retain the value of any improvements, the down payment, and the seller's proportionate share of appreciation.

b. The City shall recapture any initial subsidy, if applicable, and its proportionate share of appreciation, which shall then be used within five years

DRAFT

for any of the purposes described in Cal. Health and Safety Code § 33334.2(e) that promote homeownership.

i. The City's proportionate share of appreciation shall be equal to the ratio of the local government's initial subsidy to the fair market value of the home at the time of initial sale.

ii. The City's initial subsidy, if applicable, shall be equal to the fair market value of the home at the time of initial sale minus the initial sale price of the affordable unit, plus the amount of any down payment assistance or mortgage assistance. If upon resale the market value is lower than the initial market value, then the value at the time of the resale shall be used as the initial market value.

d. If the unit is purchased or developed by a qualified nonprofit housing corporation pursuant to Subsection 20.42.050.C.1.a of this chapter, the City may enter into a contract with the qualified nonprofit housing corporation under which the qualified nonprofit housing corporation would recapture any initial subsidy and its proportionate share of appreciation, if the qualified nonprofit housing corporation is required to use 100% of the proceeds to promote homeownership for lower income households as defined by Cal. Health and Safety Code § 50079.5 within the jurisdiction of the City.

D. In determining the maximum affordable rent or affordable sales price of affordable units, the presumed household size as set forth in the City's Affordable Housing Guidelines shall be used, unless the development is subject to different assumptions imposed by other governmental regulations.

E. Affordable units shall be built on-site and be dispersed throughout the project site. The number of bedrooms of the affordable units shall be equivalent to the bedroom mix of the market-rate units in the development; except that the applicant may include a higher proportion of affordable units with more bedrooms. The design, square footage, appearance and general quality of the affordable units shall be compatible with the design of the market-rate units in the development. The development shall comply with all applicable development standards, except those which may be modified as provided by this chapter.

F. When an applicant proposes to construct a housing development that conforms to the requirements of Subsections 20.42.030.B.1 and 2 that is a shared housing building, such development is not subject to any minimum unit size requirements or minimum bedroom requirements that are in conflict with the definition of shared housing building or unit.

G. A Regulatory Agreement, as described in Section 20.42.110, shall be required of all developments proposed pursuant to this chapter. The Regulatory Agreement shall be recorded as a restriction on the development. The Regulatory Agreement shall be consistent with the City's Affordable Housing Guidelines.

20.42.060 DEVELOPMENT INCENTIVES

DRAFT

A. An applicant that meets the requirements for a density bonus as specified in this chapter shall be granted the number of incentives identified in Table 20.42.060.A, unless otherwise noted.

TABLE 20.42.060.A NUMBER OF INCENTIVES BY LEVEL OF AFFORDABILITY[1]		
Level of Affordability	**Minimum Percentage of Affordable Units**	**Number of Incentive[2 3]**
Lower Income	10%	1
	17%	2
	24%	3
	100% (up to 20% can be moderate income)[2]	5
Very Low Income	5%	1
	10%	2
	15%	3
	16%	4
	100% (up to 20% can be moderate income)[2]	5
Moderate Income (for-sale units only)	10%	1
	20%	2
	30%	3
	45%	4
Student Housing Development	20% lower income	1
	23% lower income	2

Notes:
1. The City shall grant the request for incentives, unless the City makes a written finding, based on substantial evidence, as set forth in Cal. Gov't. Code § 65915(d)(1)(A) through (C) and (d)(4).
2. If the housing development is located within one-half mile of a major transit stop or in a very low vehicle travel area in a designated county, the project shall also receive a height increase of up to three additional stories, or 33 feet. The allowed height increase under this section shall not be counted towards the allowed number of Incentives.

B. One additional Incentive shall be granted if the housing development is eligible for a density bonus under Section 20.42.030 and includes a childcare facility that meets the requirements of Subsection 20.42.040.B.

20.42.070 PARKING RATIOS.

A. General. Upon request by the applicant, a development that is eligible for a density bonus pursuant to this chapter may utilize the related parking ratios shown in Table 20.42.070.A, inclusive of parking for persons with a disability, guests and EVs.

DRAFT

TABLE 20.42.070.A REDUCED PARKING RATIOS	
Total Number of Bedrooms	**Minimum Number of Required Parking Spaces per Unit**
Studio unit	1
1-bedroom	1
2-bedrooms	1.5
3-bedrooms	1.5
4 or more bedrooms	2.5

B. Additional Reduction. Upon request by the applicant, the following housing developments may utilize related additionally reduced parking ratios shown in Table 20.42.070.B, inclusive of parking for persons with a disability, guests, and EVs.

TABLE 20.42.070.B ADDITIONALLY REDUCED PARKING RATIOS[1]		
Type of Density Bonus Housing Development	**Minimum Number of Required Parking Spaces**	**Special Provisions[2]**
Rental and for-sale housing development with minimum 11% very low income or 20% lower income units	0.5 per unit	Must be located within one-half mile of a major transit stop and have an unobstructed access to that major transit stop
For-sale housing development with minimum 40% moderate income units	0.5 per bedroom	Must be located within one-half mile of a major transit stop and have an unobstructed access to that major transit stop
Rental and for-sale housing development with 100% of units for lower income household (except 20% can be for moderate income household), exclusive of a manager's unit(s)	No minimum number of parking space required	Must be located within one-half mile of a major transit stop and have an unobstructed access to that major transit stop
Rental housing development with	No minimum number of parking space required	Must have either a paratransit service or an

DRAFT

100% of units for lower income individuals who are 55 years of age or older that complies with Cal. Civil Code §§ 51.2 and 51.3 (except 20% can be for moderate income household), exclusive of a manager's unit(s)		unobstructed access to a fixed bus route service that operates at least eight times a day within one-half mile from the development
Special Needs Housing Development with 100% of units for lower income household, as defined in Cal. Health and Safety Code § 51312 or supportive housing developments, as defined in Cal. Health and Safety Code § 50675.14, (except 20% can be for moderate income household), exclusive of a manager's unit(s)	No minimum number of parking space required	Must have either a paratransit service or an unobstructed access to a fixed bus route service that operates at least eight times a day within one-half mile of the development
Notes: 1. The City may require an increase in the minimum number of required parking spaces, not to exceed that established by Table 20.42.070.A, if supported by a qualified parking study pursuant to Cal. Gov't. Code § 65915(p)(7). 2. "An unobstructed access" to a major transit stop or a fixed bus route means a resident is able to access the major transit stop or a fixed bus route without encountering natural or constructed impediments. "Natural or constructed impediments" includes freeways, rivers, mountains, and bodies of water, but does not include residential structures, shopping centers, parking lots, or rails used for transit.		

DRAFT

C. If the total number of spaces required results in a fractional number, it shall be rounded up to the next whole number. For purposes of this subsection, the housing development may provide on-site parking through tandem parking or uncovered parking, but not through on-street parking.

D. The parking ratios offered in this section shall not count as one of the incentives applicants are entitled to under Section 20.42.060.

20.42.080 WAIVER OR MODIFICATION OF DEVELOPMENT STANDARDS

A. At the Applicant's request, a housing development is eligible for the waiver or modification of development standards, if such standards will have the effect of physically precluding the construction of a housing development that meets the eligibility criteria for density bonus established by this chapter at the densities or with the incentives permitted by this chapter.

1. Exception. A housing development consistent with Subsection 20.42.030.B.8.b.ii that receives a waiver from any maximum controls on density shall not be eligible for waivers or modifications to development standards pursuant to this section.

2. The City may deny a request for a waiver or modification of development standards under this section if the City makes a written finding, with substantial evidence, that such request would have a specific, adverse impact, as defined in Cal. Gov't. § 65589.5(d)(2), upon health and safety, upon any real property that is listed in the California Register of Historical Resources, or contrary to state or federal law, where there is no feasible method to satisfactorily mitigate or avoid the specific, adverse impact.

B. The waiver or modification of development standards requested under this section shall neither reduce nor increase the number of Incentives permitted by this chapter.

20.42.090 APPLICATION REQUIREMENTS

An application for a density bonus, incentive, waiver or modification of development standards, or revised parking standard shall be made as follows:

A. Any request pursuant to this chapter shall be processed concurrently with any other application(s) required for the housing development, including but not limited to those including discretionary land use decisions. The granting of a density bonus, incentive, waiver or modification of development standards, or revised parking standard pursuant to this chapter is a ministerial review, and shall not be interpreted, in and of itself, to require a General Plan amendment, zoning reclassification, or other discretionary approval.

1. The Director is the review authority for all requests pursuant to this chapter, except for requests for direct financial assistance.

2. Any requests for direct financial assistance requires the City Council review at a public hearing held in accordance with the procedures set forth for public hearing in this title.

B. All applications shall be submitted on a form prescribed by the City and shall include the following information:

1. The name of the proposed development, including the total number of proposed base units, affordable units, and density bonus units proposed.

2. A description of any density bonus, incentive, waiver or modification, or reduction in parking standard being requested.

3. Level of affordability of the affordable units and proposed method.

DRAFT

4. Documentation demonstrating the housing development's eligibility for a requested density bonus, incentive, and/or reduction in parking standard, which may include, not limited to, how the requested Incentive would result in the actual cost reduction.

5. If a waiver or modification of development standards is requested, a brief explanation of how such development standards would physically preclude the construction of the housing development at the densities or with the incentives permitted by this chapter.

6. If a density bonus is requested by providing a land donation, the application shall show the location of the land to be dedicated, provide proof of site control, and provide evidence that all of the requirements of Subsection 20.42.030.B.9 of this chapter and Cal. Gov't. Code § 65915(g) can be met;

7. If a density bonus or incentive is requested for a childcare facility, the application shall show the location and square footage of the childcare facilities and provide evidence that all of the requirements of Subsection 20.42.040.B.2 of this chapter and Cal. Gov't. Code § 65915(h) can be met.

8. If a density bonus or Incentive is requested for a condominium conversion, the Applicant shall provide evidence that all of the requirements of Subsection 20.42.030.B.9 of this chapter and Cal. Gov't. Code § 65915.5 can be met.

20.42.100 REVIEW PROCEDURES

A. An application for a density bonus, Incentive, or waiver or modification of development standards shall be acted upon by the approval authority concurrently with the application for a housing development. The granting of a density bonus shall not be deemed approval of the entire housing development.

B. The City shall grant the requested density bonus, incentive, waiver or modification of development standards, or revised parking standard, unless it makes a written finding, based on substantial evidence, of one of the following:

1. The incentive does not result in identifiable and actual cost reductions required to provide for affordable rents or affordable sales prices.

2. The Incentive would have a specific, adverse impact upon public health or safety, the physical environment, or on real property listed in the California Register of Historic Resources, and there is no feasible method to satisfactorily mitigate or avoid the specific adverse impact without rendering the development unaffordable to lower and moderate income households. For the purpose of this section, "specific adverse impact" means a significant, quantifiable, direct, and unavoidable impact, based on objective, identified, written public health or safety standards, policies, or conditions as they existed on the date that the application for the development was deemed complete.

3. The waiver or modification of development standards would not physically preclude the construction of the housing development at the densities or with the incentives permitted by this chapter.

DRAFT

4. The incentive, or waiver or modification of development standards is contrary to state or federal law.

C. Any decision denying a density bonus, incentive, waiver, modification or revised parking standard is subject to appeal pursuant to Chapter 20.424 within 10 days of the date of the decision.

20.42.110 REGULATORY AGREEMENT

A. Applicants for a density bonus, Incentive, waiver or modification of development standards, or revised parking standard shall enter into an affordable housing agreement with the City in a form acceptable to the City Attorney, and executed by the City Manager or their designee, to ensure that all the requirements of this chapter are satisfied.

B. The affordable housing agreement for projects utilizing provisions of this chapter shall include, but not limited to, the following:

1. A description of any density bonus, incentive, waiver or modification of development standards, or revised parking standard included in the housing development.

2. The total number of dwelling units approved for the housing development, including the number of affordable units.

3. Level of affordability for affordable units and the standards for determining the corresponding affordable rent or affordable sales price.

4. The location, dwelling unit sizes (square feet), and number of bedrooms of the affordable units.

5. Minimum affordability term required for affordable units as required by this chapter.

6. A construction schedule for completion and occupancy of affordable units.

7. A description of remedies for breach of the agreement.

8. Provisions for sale and resale restrictions for for-sale affordable units as specified in Subsection 20.42.050.C of this chapter.

9. Other provisions to ensure implementation and compliance with this section.

20.42.120 ENFORCEMENT

A. The Director, or their designee, may suspend, revoke, or deny any building permit or other approval upon finding a violation of any provision of this chapter. The provisions of this chapter shall apply to all owners, agents, and successors of an applicant proposing a project. No entitlement approval, grading permit, building permit or certificate of occupancy shall be issued if it is found in noncompliance with the provisions of this chapter.

DRAFT

B. Any individual or entity who sells or rents an affordable unit in violation of the provisions of this chapter shall be required to forfeit all monetary gains obtained through noncompliance. Recovered funds shall be deposited into the Affordable Housing Trust Fund.

C. Selling or renting an affordable unit in violation of the provisions of this chapter is a violation of the City Code. The City may use any appropriate legal actions or proceedings necessary to ensure compliance with this chapter, including:

1. Actions to revoke, suspend, or deny any grading permit, building permit, certificate of occupancy, or discretionary approval.

2. Any other action, civil or criminal, authorized by law or by any regulatory document, restriction, or agreement in this chapter.

D. The City shall be entitled to recover its reasonable attorney's fees and costs.

SECTION 3. CEQA. The City Council finds that it can be seen with certainty that there is no possibility the adoption of this Ordinance may have a significant effect on the environment because it enacts zoning code amendment that will not have a significant effect on the environment. It is therefore exempt from California Environmental Quality Act review pursuant to Title 14, Section 15061(b)(3) of the California Code of Regulations.

SECTION 4. SEVERABILITY.

If any section, subsection, subdivision, sentence, clause, phrase, or portion of this Ordinance, is for any reason held to be invalid or unconstitutional by the decision of any court of competent jurisdiction, such decision shall not affect the validity of the remaining portions of this Ordinance. The City Council hereby declares that it would have adopted this Ordinance and each section, subsection, subdivision, sentence, clause, phrase, or portion thereof, irrespective of the fact that any one or more sections, subsections, subdivisions, sentences, clauses, phrases, or portions thereof be declared invalid or unconstitutional.

SECTION 5. EFFECTIVE DATE.

DRAFT

This Ordinance shall become effective thirty (30) days after its adoption in accordance with the provisions of California law.

<u>SECTION 6.</u> CERTIFICATION.

The City Clerk shall certify to the passage of this Ordinance.

PASSED, APPROVED, AND ADOPTED, this __ day of ___, 2025.

_____
Blair Stewart
Mayor

ATTEST:

_____
Lillian Harris-Neal
City Clerk

I, Lillian Harris-Neal, City Clerk of the City of Brea, do hereby certify that the foregoing Ordinance was introduced at a regular meeting of the City Council of the City of Brea,

DRAFT

held on the 6th day of May, 2025, and was finally passed at a regular meeting of the City Council of the City of Brea on the __ day of ____, 2025, by the following vote:

AYES: COUNCIL MEMBERS:

NOES: COUNCIL MEMBERS:

ABSENT: COUNCIL MEMBERS:

ABSTAINED: COUNCIL MEMBERS:

Dated:_____

_____

City Clerk

DRAFT

ATTACHMENT B

City of Brea

Planning Commission Communication

B. ZOTA No. 2025-01: Density Bonus Ordinance

An amendment to the Zoning Code to codify the State Density Bonus law

Meeting	Agenda Group
Tuesday, March 25, 2025, 6:00 PM	PUBLIC HEARINGS Item: 3B.

TO	FROM
Chair and Members of the Planning Commission	Joanne Hwang, City Planner

EXECUTIVE SUMMARY

The City has initiated a Zoning Code Text Amendment (ZOTA) No. 2025-01 to add a new chapter (Chapter 20.42) to the Title 20 of the Brea City Code (BCC), or the Zoning Code (Code), to codify the State Density Bonus law (State Law).

The above-mentioned entitlement herein is referred to as the “Project.”

RECOMMENDATION

Staff recommends that the Planning Commission adopt a resolution (Attachment A) recommending the City Council take the following actions:

1. Find the Project exempt from the California Environmental Quality Act (CEQA) pursuant to CEQA Guidelines Section 15061(b)(3); and
2. Adopt an ordinance approving ZOTA No. 2025-01, amending Title 20 of the BCC by adding a new Chapter 20.42, as outlined in Exhibit A of the Attachment A.

BACKGROUND

The State Law, codified under California Government Code Section 65915, was originally adopted in 1976 to help address affordable housing needs in the state. Generally, the State Law requires local jurisdictions to grant a density bonus over the otherwise maximum allowable residential density defined in the General Plan when an applicant for an eligible housing development requests a density bonus. The State Law also requires local jurisdictions to grant certain incentives/concessions (Incentives), parking reductions, and waivers to development standards to help offset the cost of providing affordable housing. Since its original adoption, the State Law continued to be updated to further incentivize creation of affordable housing. Even though the City has not adopted its own density bonus ordinance, the City has been implementing and applying the State Law when requested by the developers, as required by and in compliance with the State Law.

The City has a long history of encouraging various types of housing, which is evidenced by a different types of housing developments that have been approved and built in the City in previous years. In addition, in March 2024, the City was successful in receiving the Prohousing Jurisdiction Designation under the State Housing and Community Development (HCD)'s Prohousing Designation Program, a designation awarded to local jurisdictions with existing/proposed policies and program that encourage and facilitate development of housing. To date, the City remains as the only city with such designation in Orange County. In granting this designation, HCD required the City to adopt a local density bonus ordinance within a reasonable time period to further encourage housing developments in the City. The City's 6th Cycle Housing Element also includes an implementation program (Program #6 Density Bonus Incentives) that requires an update to the City's density bonus provisions.

DISCUSSION

The proposed amendment would codify the State Law in Title 20 of the BCC by introducing a new chapter, Chapter 20.42 (Density Bonus), which is provided as Attachment B to this report. The proposed density bonus provisions would implement the State Law, and the following are summary of the key provisions:

Applicability

A housing development with five or more units would qualify to utilize the density bonus provisions if it provides certain number of affordable units within the development.

Density Bonus

The City must grant a density bonus when requested by a qualifying housing development. The following table summarizes the allowable density bonus:

Table 1. General Density Bonus

Affordability Level or Types of Housing	Percentage of Affordable Units	Density Bonus Percentage
Very low income	5 to 15%	20% to 50%
Low income	10 to 24%	20% to 50%
Moderate income	10 to 44%	5 to 50%
Senior citizen housing & qualifying mobile home park	N/A	20%
Specialized housing with very low income units (i.e. foster youth, disabled veterans, homeless persons)	10%	20%
Student housing with lower income units	20 to 24%	35 to 50%

100% affordable housing with lower income units	100% (up to 20% can be moderate income)	80%
Land donation for very low income units	10% to 30%	15% to 35%
Condominium conversion	33% low or moderate income; 15% lower income	25%

In addition to the general density bonus described above, the City must also grant an additional density bonus if a qualifying housing development provides additional units affordable to very low or moderate income households and/or includes an on-site childcare facility. The following table summarizes the allowed additional density bonus:

Table 2. Additional Density Bonus

Affordability Level or Types of Housing	Percentage of Affordable Units	Density Bonus Percentage
*Very low income	5 to 10%	20 to 32.5%
*Moderate income	5 to 15%	20 to 50%
Housing development with childcare facility	N/A	In an amount of square feet or residential space that is equal to or greater than the square footage of the childcare facility
** In order for a housing development to qualify for an additional density bonus, the housing development must also provide at least 15% very low, 24% lower, or 44% moderate income units, and cannot restrict more than 50% of total units as very low, lower or moderate income units.*		

It should be noted that housing development would not be eligible to utilize the density bonus provisions in general if such housing development includes the demolition or vacation of existing affordable rental housing units occupied by lower or very low-income households. This provision would apply to units that were subject to any recorded covenant, ordinance, law, or any form of rent/price control that restricts rents to lower or very low-income, persons and families, in the previous five-year period. In order for such housing developments to become eligible to utilize density bonus provision, they must provide the same amount of affordable units as the existing development.

Incentives and Waivers

The City must grant certain number of Incentives when requested by a qualifying housing development. Number of allowed Incentives are based on the level of affordability and number of affordable units provided within the qualifying housing developments. Incentives include, but not limited to, reduction in development standards, modification of zoning code requirements, approval of mixed-use zoning, and other regulatory incentives proposed by an applicant. In addition, the City must allow modification or waiver of a development standard that has an effect of physically precluding development of affordable housing (Waivers) when requested by a qualifying housing development. There is no limit on the number of Waivers that a qualifying housing development can request. The following table summarizes the allowable Incentives and Waivers:

Table 3. Allowable Incentives and Waivers

	Affordability Level or Types of Housing	Minimum Percentage of Affordable Units	Number of Incentives/Waivers
Incentives	Very low income	10%	1
		17%	2
		24%	3
		100%	5
	Lower income	5%	1
		10%	2
		15%	3
		16%	4
		100%	5
	Moderate income (for-sale unit only)	10%	1
		20%	2
		30%	3
		45%	4
	Student housing with lower income	20%	1
		30%	2
Waivers	Any project that qualifies to utilize the State Law		Unlimited

Notes:

1. *Additional Incentive related to height available for housing development located within ½ mile of a major transit stop*
2. *One additional number of Incentive available for housing development that includes a childcare facility*

It is important to note that the qualifying housing developments are entitled to these Incentives and Waivers as a matter of right, unless the City finds, with substantial evidence, that the waivers or reduction of development standards would have a specific adverse impact upon health, or safety, and for which there is no feasible method to satisfactorily mitigate or avoid the specific adverse impact, would have an adverse impact on any real property that is listed in the California Register of Historical Resources, or would be contrary to State or Federal law.

Parking Ratios

The City must allow, if requested by a qualifying housing development, a density bonus parking ratio as specified in the State Law. The following table provides the density bonus parking ratio compared to the BCC requirement:

Table 4. Density Bonus Parking Ratios

	Minimum Number of Required Parking Per Unit		
Total Number of Bedrooms	**BCC**		**Density Bonus Law[3]**
	Single-Family[1]	**Multi-Family[2]**	
Studio unit	2	1.5	1
1-bedroom		1.75	1
2-bedrooms		2	1.5
3-bedrooms		2.5	1.5
4 or more bedrooms			2.5
Guest parking	0.5	0.2	None

[1] spaces for units – must be covered; guest spaces – can be covered/uncovered

[2] spaces for units – a portion must be covered; guest spaces - can be covered/uncovered

[3] can be either covered/uncovered

In addition, certain types of housing developments would be eligible for additionally reduced density bonus parking ratios, as follows:

Table 5. Additionally Reduced Density Bonus Parking Ratio

Type of Density Bonus Housing Development	**Minimum Number of Required Parking Spaces**
Housing development with minimum 11% very low income or 20% lower income units	0.5 per unit

For-sale housing development with minimum 40% moderate income units	0.5 per bedroom
Housing development with 100% of units for lower income household	No minimum number of parking space required
Senior rental housing development with 100% of units for lower income individuals	No minimum number of parking space required
Special needs housing development with 100% of units for lower income household	No minimum number of parking space required
Note: In general, to qualify for additional reduction in parking, the housing development must be located within ½ mile of major transit stop and have an unobstructed access to that major transit stop	

General Standards

The proposed Density Bonus chapter would establish a number of general standards for the affordable units to be created within the housing developments that proposes to utilize the density bonus provisions. Summary of key standards are as follows:

Table 6. General Standards for Affordable Units

	Summary
Construction Timing	Affordable units must be built concurrently with rest of the housing development
Length of Affordability	• Rental units: minimum 55 years • For-sale units: equity-share

General Requirements	• Affordable units must be:
	  ○ Built on-site
	  ○ Integrated/dispersed throughout the development
	  ○ Comparable in bedroom mix, design, and quality as the market-rate units
	• Regulatory agreement required

PUBLIC NOTICE AND COMMENTS

This Project was noticed in accordance with the City's public noticing requirements, which involved publication in the Brea Star-Progress. The public hearing notice for this Project is provided as Attachment C. As of the writing of this report, staff has not received public comments.

ENVIRONMENTAL ASSESSMENT

The Project has been assessed in accordance with the California Environmental Quality Act (CEQA) Guidelines and the environmental regulations of the City. The Project is categorically exempt from the requirements to prepare additional environmental documentation per CEQA Guidelines Section 15061(b)(3) because the Project is limited to establishing a local density bonus ordinance, which would implement the State Law and therefore would not result in any physical changes to the environment. As such, the proposed amendments will not have a significant impact on the environment. Any future housing development would be subject to CEQA review.

CONCLUSION

The proposed Zoning Code Text Amendment is consistent with the State's Density Bonus Law, implements the Housing Element Program #6, and is required for the City to maintain its Prohousing Jurisdiction designation. As such, staff recommends that the Planning Commission recommend approval of the proposed Zoning Code Text Amendment to the City Council.

RESPECTFULLY SUBMITTED:

Joanne Hwang, AICP, City Planner

Attachments

ATTACHMENT A - Draft PC Resolution.pdf
ATTACHMENT B - Exhibit A to PC Reso.pdf
ATTACHMENT C - Public Hearing Notice.pdf

CITY OF BREA

CITY COUNCIL NOTICE OF PUBLIC HEARING FOR ZONING ORDINANCE TEXT AMENDMENT NO. 2025-01.

NOTICE IS HEREBY GIVEN by the City of Brea that a public hearing will be held at a City Council Meeting on **Tuesday, May 6, 2025 at 7:00 P.M.**, or as soon thereafter as the matter can be heard, in the Council Chambers of the City of Brea Civic & Cultural Center, 1 Civic Center Circle, Brea, California 92821, in accordance with State Law and the Brea City Code, to consider the following application:

REQUEST:	The City of Brea requests approval of the following entitlement: Zoning Ordinance Text Amendment (ZOTA) No. 2025-01 to codify the State Density Bonus Law in the Brea City Code (BCC), by creating a new chapter (Chapter 20.42).
LOCATION:	Citywide
PLANNING COMMISSION RECOMMENDATION:	At the March 25, 2025 Planning Commission meeting, the Planning Commission, on a 5-0 vote, recommended that the City Council approve the proposed ZOTA No. 2025-01.
ENVIRONMENTAL:	The project has been assessed in accordance with the California Environmental Quality Act (CEQA) Guidelines and the environmental regulations of the City. The proposed zoning code text amendments are exempt from the requirements of the CEQA pursuant to Section 15061(b)(3) of the CEQA Guidelines.

ALL INTERESTED PERSONS *ARE INVITED TO ATTEND SAID HEARING AND EXPRESS OPINIONS ON THE MATTERS OUTLINED ABOVE.* FURTHER INFORMATION MAY BE OBTAINED BY CALLING THE PLANNING DIVISION AT (714) 990-7674 OR BY EMAIL AT PLANNER@CITYOFBREA.NET

IF YOU CHALLENGE PROJECT AND RELATED ENVIRONMENTAL DETERMINATIONS IN COURT, YOU MAY BE LIMITED TO RAISING ONLY THOSE ISSUES YOU OR SOMEONE ELSE RAISED AT THE PUBLIC HEARING DESCRIBED IN THIS NOTICE, OR IN WRITTEN CORRESPONDENCE, DELIVERED TO THE CITY COUNCIL AT, OR PRIOR TO, THE PUBLIC HEARING.

Lillian Harris-Neal
City Clerk
Publish: 04/10/2025

ATTACHMENT D

Minutes for the Planning Commission

1 Civic Center Circle

Brea, California 92821

March 25, 2025

Roll Call: *(The following members were in attendance)*

- Melanie Schlotterbeck, Planning Commission Chair
- Blake Perez, Planning Vice Chair
- Tom Donini, Planning Commissioner
- Ted Gribble, Planning Commissioner
- Bill Madden, Planning Commissioner

1. GENERAL SESSION

1A. Call to Order/Roll Call - Commission

Vice Chair Schlotterbeck called the meeting to order at 6:00 PM.

1B. Invocation-

Pastor Tyler Lemen from the Birch Street Friends Church led the invocation.

1C. Pledge of Allegiance-

Commissioner Madden led the Pledge of Allegiance.

1D. Matters from the Audience -

None.

2. CONSENT CALENDAR

2A. General Plan Annual Progress Report 2024-

Motion was made by Vice Chair Perez and seconded by Commissioner Madden. Motion passed 5-0.

3. PUBLIC HEARINGS

3A. Conditional Use Permit No. 2025-01

Planning Technician, Brianna Co, provided a presentation of the project.

Chair Schlotterbeck opened the Public Hearing by inviting the applicant to speak.

The Planning Commission had comments and questions on the following items:

- Regulations regarding number of ABC licenses permitted
- Hours of operations
- Number of employees
- Location of liquor cabinet and potential for requiring relocation to behind the counter
- Limitation on size of alcohol containers

Seeing no members of the public wishing to address the Commission, Chair Schlotterbeck closed the Public Hearing.

Motion was made by Vice Chair Perez and seconded by Commissioner Donini to approve Conditional Use Permit No. 2025-01 with an added condition that the cabinet that stores liquor be relocated to an area behind the counter within a one-year timeframe

3B. ZOTA No. 2025-01: Density Bonus Ordinance

City Planner, Joanne Hwang, provided a presentation of proposed ZOTA No. 2025-01:Density Bonus Ordinance.

The Planning Commission had comments and questions on the following items:

- Difference between incentives/concession and waivers
- Clarification on unlimited waivers
- Definition of major transit stops and unobstructed access
- Clarification on additionally reduced parking standards
- Difference between the City's Affordable Housing Ordinance vs. State Density Bonus Law
- Equity share agreement of for-sale units
- Percentage of equity share the City receives
- Requirements related to replacement units
- Clarification on the qualifying criteria for senior housing development
- Level of local control
- Legal ramification of non-compliance

- Clarification on whether or not the proposed ordinance exceeds the State requirements
- Clarification on the grounds for denial of requested incentives/waivers
- Examples of past projects that utilized Density Bonus law provision
- Intent of the proposed ordinance
- Clarification on City's authority related to projects that requires legislative action

City Planner Hwang and City Attorney Steven Flower responded to the Planning Commissions inquiries and provided further clarification.

Chair Schlotterbeck opened the public hearing. Seeing no one from the public wishing to address the Commission, she then closed it.

Motion was made by Commissioner Madden and seconded by Commissioner Gribble to recommend the City Council approve the proposed ZOTA No. 2025-01: Density Bonus Ordinance. Motion passed 5-0.

4. ADMINISTRATIVE ITEMS

4A. Committee Reports

None.

4B. Informational/Project Updates

Commissioner Gribble inquired how to obtain additional information regarding projects if needed.

City Planner Hwang recommended contacting her directly for additional information.

5. ADJOURNMENT

Chair Schlotterbeck adjourned the meeting at 7:12 PM.

Respectfully submitted,

Joanne Hwang, City Planner

The foregoing minutes are hereby approved this 22nd day of April, 2025.

Melanie Schlotterbeck, Chair

City of Brea

City Council Regular Meeting Communication

A. Backflow and Cross-Connection Controls Ordinance Update; Cross-Connection Control Management Policy

Meeting	Agenda Group
Tuesday, May 6, 2025, 7:00 PM	ADMINISTRATIVE ITEMS Item: 4A.

TO	FROM
Honorable Mayor and City Council Members	Kristin Griffith, City Manager

RECOMMENDATION

1. Waive full reading and introduce Ordinance No. 1261, "An Ordinance of the City Council of the City of Brea Amending the Brea City Code To Update Backflow and Cross-Connection Controls and Approving a CEQA Exemption Determination," by title only; and
2. Adopt Resolution No. 2025-033 approving a Cross-Connection Control Management Plan.

BACKGROUND/DISCUSSION

The The State Water Resources Control Board (SWRCB), via Assembly Bill 1671 (2017) (AB 1671), intends to build a foundation of awareness and education. This will be built within the regulated community regarding the importance of backflow protection and cross-connection control, leading to implementing a robust cross-connection control program for Public Water Systems (PWS). The SWRCB developed a Cross-Connection Control Policy Handbook (CCCPH) to protect public health. This policy establishes standards intended to ensure a PWS drinking water distribution system will not be subject to the backflow of liquids, gases, or other substances.

The CCCPH and its standards apply to all California Public Water Systems, as defined in Health and Safety Code (HSC) section 116275 (h). Compliance with the CCCPH is mandatory for all California PWS. Pursuant to HSC sections 116407 and 116555.5, the SWRCB chose to adopt standards for backflow protection and cross-connection control through the adoption of the CCCPH, which became effective July 1, 2024 and was amended on March 19, 2025.
Before AB 1671 and the CCCPH adoption, California's cross-connection control regulations were outlined in regulations in California Code of Regulations (CCR) Title 17.4, which was adopted in 1987 and minimally revised in 2000. Although still protective to public health, the CCR Title 17 cross-connection regulations required updating as the drinking water and cross-connection control industries have evolved. The CCCPH updates those regulations, which, as previously noted, are no longer operative following the adoption of the CCCPH.

Each PWS must have operating rules, ordinances, by-laws, or a resolution to implement the cross-connection program. The PWS must also have legal authority to implement corrective actions in the event a water user fails to comply in a timely manner with the PWS provisions regarding the installation, inspection, field testing, or maintenance of Backflow Prevention Assemblies (BPAs) required pursuant to the CCCPH.

To comply with the CCCPH, staff recommends adopting Ordinance No. 1261 and Resolution No. 2025-033. The ordinance will amend the City's existing backflow and cross-control restrictions, found in Chapter 13.16 of the City Code, so that the City is consistent and compliant with the SWRCB. The ordinance allows the City to implement the cross-connection program outlined by the CCCPH, which is specific to the City's requirements. The ordinance outlines the legal authority to implement corrective actions if a customer fails to comply promptly with the PWS provisions regarding installation, inspection, field testing, or maintenance of (BPAs) to prevent backflow into the City's public water system. The resolution approves a Cross-Connection Control Management Plan (CCCMP) for submission to the SWRCB and directs staff to enforce the CCCMP subject to any revisions required by the SWRCB.

This ordinance and resolution are exempt from the California Environmental Quality Act (CEQA) review pursuant to statutory and categorical exemptions, including California Code of Regulations Title 14, Section 15061(b)(3).).

FISCAL IMPACT/SUMMARY

The fiscal impact depends on the implementation of this updated backflow and cross-connection control program, which will be implemented by July 1, 2025. Most monitoring and enforcement shall be performed by in-house staff in conformance with the CCCPH, but in some cases, in-house staff will have to seek outside assistance via a consultant or the Orange County Healthcare Agency. There is no impact on the General Fund.

RESPECTFULLY SUBMITTED:

Kristin Griffith, City Manager
Prepared by: Rudy Correa, Public Works Utilities Manager
Concurrence: Michael Ho, PE, Public Works Director

Attachments

Attachment A - Draft Cross-Connection Control Management Plan

Attachment B - Draft Ordinance No. 1261

Attachment C - Resolution

Attachment D - Redline - Brea City Code Chapter 13.16 Update

Cross Connection Control Management Plan

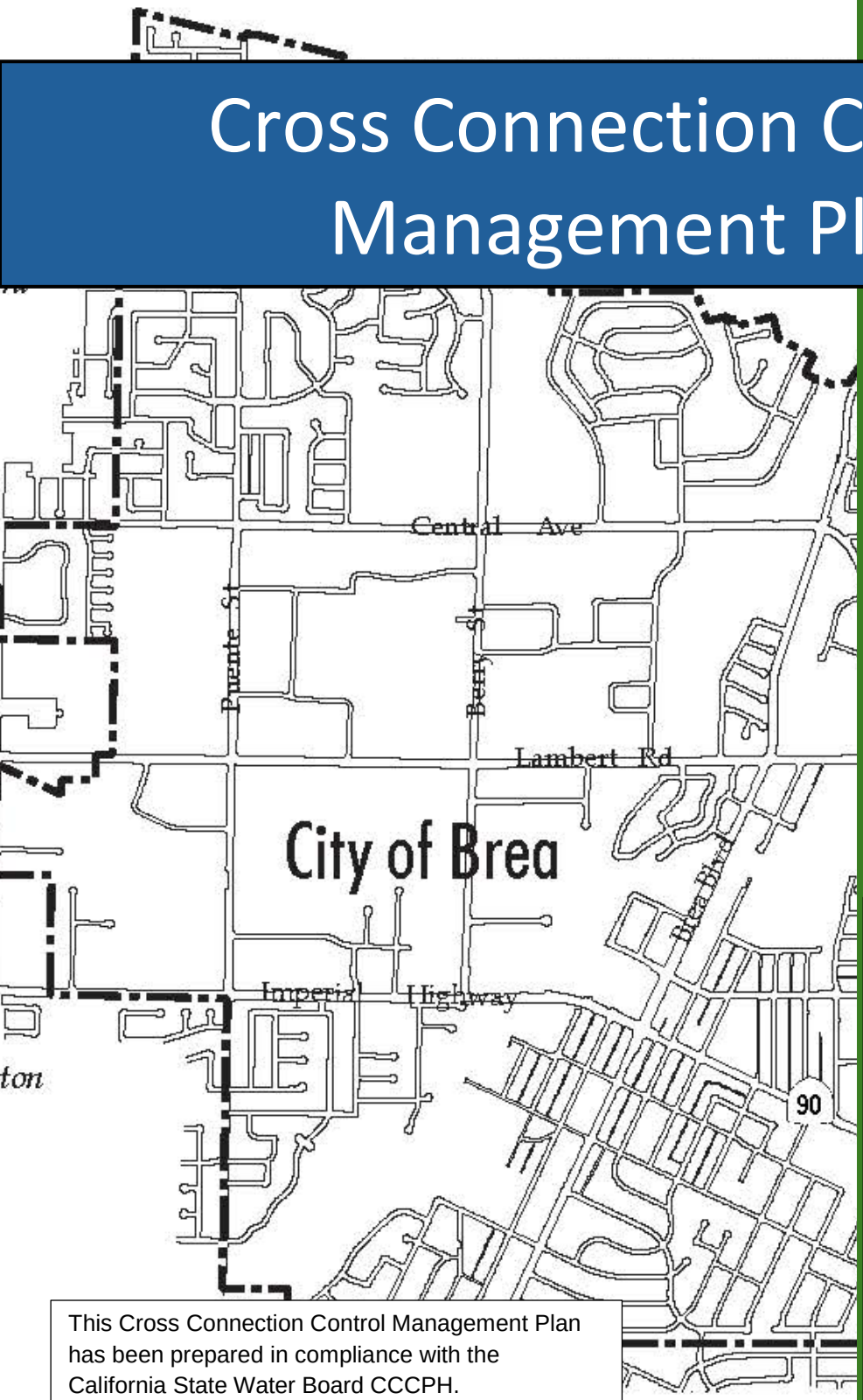

2025

1 Civic Center Circle
Brea, CA 92821
Phone: 714-990-7600
www.cityofbrea.gov

This Cross Connection Control Management Plan has been prepared in compliance with the California State Water Board CCCPH.

_____

Thomas R. Holliman
AWWA Certified Cross Connection Control Program Specialist, No. 02726. Exp: 4/30/2026

Contents

1 Cross Connection Control Policy Overview 1-1
1.1 Objective 1-1
1.2 Applicability 1-1
1.3 Policy Development Background and Legal Authorities 1-1
1.4 California Safe Drinking Water Act 1-1
1.5 Acronyms and Abbreviations 1-3
1.6 Definitions and General Requirements 1-4
2 Hazard Assessments and Required Protection 2-1
2.1 Hazard Assessments 2-1
2.2 Hazard Assessment Process 2-2
2.2.1 Phase 1 - Commercial/Industrial Connections with Backflow Protection 2-2
2.2.2 Phase 2 - Commercial/Industrial Connections without Backflow Protection 2-3
2.2.3 Phase 3 – Residential Connections without Backflow Protection 2-3
3 Operating Rules or Ordinances 3-1
4 Backflow Prevention 4-1
4.1 Backflow Prevention Requirements 4-1
4.2 Backflow Prevention Assemblies 4-3
4.2.1 Standards for Types of Backflow Protection 4-3
4.2.2 Installation Criteria for Backflow Protection 4-4
5 Non-Testable Devices 5-1
5.1 Non-testable backflow preventer testing procedures 5-1
6 Certified Backflow Prevention Assembly Testers and Certified Cross-Connection Control Specialists 6-1
6.1 Backflow Tester Certification 6-1
6.1.1 Backflow Tester List 6-1
6.2 Cross-Connection Control Specialist Certification 6-2
7 Backflow Incident Response, Reporting and Notification 7-1
7.1 Backflow Incident Response Procedure 7-1

7.2 Backflow Incident Notification 7-1
8 Cross-Connection Control Program Coordinator 8-1
8.1 Cross Connection Control Specialist Designee 8-2
9 Recordkeeping 9-1
9.1 Records Retained 9-1
9.2 Recordkeeping Policy and Procedures 9-2
9.2.1 Residential Site Assessments 9-2
9.2.2 Industrial/Commercial site assessments 9-3
10 User Supervisors 10-4
11 Backflow Prevention Assembly Testing and Reporting 11-1
11.1 Backflow Testing Notification Process 11-1
11.2 Damaged, missing, or improperly installed backflow prevention assemblies 11-2
12 Public Outreach and Education 12-1
13 Local Entity Coordination 13-1

Tables

Table 5-1 Location of Non-Testable Backflow Prevention Devices 5-1

Appendices

Appendix A – What is a Cross Connection?
Appendix B - Assembly Bill 1671 (2017, Chapter 533)
Assembly Bill 1180 (2019, Chapter 455).
Appendix C - Municipal Code
Appendix D - Ordinance No.
Appendix E- High Hazard Premises
Appendix F - Assessment Database
Appendix G - Self Report Letter (Commercial/Industrial Assessments)
Appendix H - Backflow Prevention Assembly Diagrams
Appendix I - City Records Retention Policy
Appendix J – Backflow Incident Response Form
Appendix K – Consumer Confidence Report
Appendix L – City Standard Specifications and/or Drawings

1 Cross Connection Control Policy Overview

1.1 Objective

The primary objective of the Cross-Connection Control Management Plan (CCCMP) is to bring the City into compliance with the Cross Connection Control Policy Handbook (CCCPH) developed by the State Water Resources Control Board (State Water Board) for the protection of public health through the establishment of standards intended to ensure a public water system's (PWS) drinking water distribution system will not be subject to the backflow of liquids, gases, or other substances, see CCCMP **Appendix A**. In addition, by providing basic educational information on backflow prevention, the City intends to build a foundation of awareness within the City regarding the importance of backflow protection and cross-connection control, leading to the implementation of a robust cross-connection control program.

Per Section 3.1.4 (b)(1) description the City will implement the requirements of the State CCCPH by implementing ordinances and procedures as detailed in this CCCMP.

1.2 Applicability

The State CCCPH and its standards apply to all California PWSs, as defined in California's Health and Safety Code (CHSC, section 116275 (h)). Compliance with the State CCCPH is mandatory for all California PWSs. The City's CCCMP has been developed in conformance to the State CCCPH and is applicable to all customers within the City's service area.

1.3 Policy Development Background and Legal Authorities

Through the adoption of the State CCCPH, the State Water Board exercised its authority, under California's Safe Drinking Water Act (SDWA), to establish enforceable standards applicable to California's PWSs. Failure to comply with the CCCMP which is in conformance with the State CCCPH may result in the issuance of compliance, enforcement, or other corrective actions against the City.

1.4 California Safe Drinking Water Act

On October 6, 2017, Assembly Bill 1671 (AB 1671) was approved and filed with the Secretary of State (see CCCMP **Appendix B**). AB 1671 amended California's SDWA through the establishment of CHSC sections 116407 and 116555.5. AB 1671 also amended section 116810 of the CHSC, which is briefly discussed in CCCPH.

On October 2, 2019, Assembly Bill 1180 (AB 1180) was approved and filed with the Secretary of State. AB 1180 amended Section 116407 of the CHSC and added section 13521.2 to the Water Code. AB 1180 requires that the CCCPH include provisions for the use of a swivel or changeover device (swivel-ell), see CCCMP **Appendix B.**

Pursuant to sections 116407 and 116555.5 of the CHSC, the State Water Board chose to adopt standards for backflow protection and cross-connection control through the adoption of this State CCCPH, which became effective July 1, 2024.

- The State Water Board is required to adopt regulations for the control of cross-connections that it determines to be necessary for ensuring PWSs "distribute a reliable and adequate supply of pure, wholesome, potable, and healthy water." (CHSC section 116375, subd. (c).)
- Any person who owns a PWS is required to ensure that the distribution system will not be subject to backflow under normal operating conditions. (CHSC section 116555, subd. (a)(2).)

Prior to AB 1671 and the adoption of the State CCCPH, California's regulations pertaining to cross-connection control were set forth in regulations in CCR Title 17, which were adopted in 1987 with minor revisions in 2000. Although still protective to public health, the CCR Title 17 cross-connection regulations required updating as both the drinking water and cross-connection control industries had evolved. This State CCCPH updates those regulations, which as previously noted are no longer operative following the adoption of the State CCCPH.

The State Water Board may update its standards for backflow protection and cross-connection control through revisions of the State CCCPH. Prior to adopting substantive revisions to the State CCCPH, the State Water Board will consult with state and local agencies and persons identified as having expertise on the subject by the State Water Board, and the State Water Board will hold at least one public hearing to consider public comments.

1.5 Acronyms and Abbreviations

As used in this policy, acronyms and abbreviations reference the following:

Acronym or Abbreviation	Meaning
AB	Assembly Bill
AG	Air Gap separation
BAT	Best Available Technology
BPA	Backflow Prevention Assembly
Bus. & Prof. Code	Business and Professional Code
CA	California
CBSC	California Building Standards Commission
CCCMP	Cross Connection Control Management Plan
CCCPH	Cross-Connection Control Policy Handbook
CCR	California Code of Regulations
C.F.R.	Code of Federal Regulations
CHSC	California Health and Safety Code
City	City of Brea
Civ. Code	Civil Code
DC	Double Check valve backflow prevention assembly
DCDA	Double Check Detector backflow prevention Assembly
DCDA-II	Double Check Detector backflow prevention Assembly – type II
Division	Division of Drinking Water
EPA	Environmental Protection Agency
Gov. Code	Government Code
MCL	Maximum Contaminant Level
Muni Code	Municipal Code
Pen. Code	Penal Code
PVB	Pressure Vacuum Breaker backsiphonage prevention assembly
PWS	Public Water System
RP	Reduced Pressure principle backflow prevention assembly
RPDA	Reduced Pressure principle Detector backflow prevention Assembly
RPDA-II	Reduced Pressure principle Detector backflow prevention Assembly – type II
RW	Recycled Water
SB	Senate Bill
SDWA	Safe Drinking Water Act
State Water Board	State Water Resources Control Board

SVB	Spill-resistant Pressure Vacuum Breaker backsiphonage prevention assembly
U.S.	United States

1.6 Definitions and General Requirements

The following definitions apply to the terms used in the CCCPH:

"**Air-gap separation**" or "**AG**" means a physical vertical separation of at least two (2) times the effective pipe diameter between the free-flowing discharge end of a potable water supply pipeline and the flood level of an open or non-pressurized receiving vessel, and in no case less than one (1) inch.

"**Approved water supply**" means a water source that has been approved by the State Water Board for domestic use in a public water system and designated as such in a domestic water supply permit issued pursuant to section 116525 of the CHSC.

"**Auxiliary water supply**" means a source of water, other than an approved water supply, which is either used or equipped, or can be equipped, to be used as a water supply and is located on the premises of, or available to, a water user.

"**Backflow**" means an undesired or unintended reversal of flow of water and/or other liquids, gases, or other substances into a public water system's distribution system or approved water supply.

"**Backflow prevention assembly**" or "BPA" means a mechanical assembly designed and constructed to prevent backflow, such that while in-line it can be maintained and its ability to prevent backflow, as designed, can be field tested, inspected, and evaluated.

"**Backflow prevention assembly tester**" means a person who is certified as a backflow prevention assembly tester.

"**Community water system"** means a public water system that serves at least 15 service connections used by yearlong residents or regularly serves at least 25 yearlong residents of the area served by the system.

"**Contact hour"** means not less than 50 minutes of a continuing education course.

"**Continuing education course"** means a presentation or training that transmits information related to cross-connection control programs and backflow prevention and protection.

"**Cross-connection**" means any actual or potential connection or structural arrangement between a public water system, including a piping system connected to the public water system and located on the premises of a water user or available to the water user, and any source or distribution system containing liquid, gas, or other

substances not from an approved water supply.

"**Cross-connection control specialist**" means a person who is certified as a cross-connection control specialist.

"**Distribution system**" has the same meaning as defined in section 63750.50 of CCR, Title 22, Division 4, Chapter 2.

"**Double check detector backflow prevention assembly**" or "**DCDA**" means a double check valve backflow prevention assembly that includes a bypass with a water meter and double check backflow prevention assembly, with the bypass's water meter accurately registering flow rates up to two gallons per minute and visually showing a registration for all rates of flow. This type of assembly may only be used to isolate low hazard cross-connections. See Diagram 1, CCCMP **Appendix H**.

"**Double check detector backflow prevention assembly – type II**" or "**DCDA-II**" means a double check valve backflow prevention assembly that includes a bypass around the second check, with the bypass having a single check valve and a water meter accurately registering flow rates up to two gallons per minute and visually showing a registration for all rates of flow. This type of assembly may only be used to isolate low hazard cross-connections. See Diagram 2, CCCMP **Appendix H**.

"**Double check valve backflow prevention assembly**" or "**DC**" means an assembly consisting of two independently-acting internally-loaded check valves, with tightly closing shut-off valves located at each end of the assembly (upstream and downstream of the two check valves) and fitted with test cocks that enable accurate field testing of the assembly. This type of assembly may only be used to isolate low hazard cross-connections. See Diagram 3, CCCMP **Appendix H**.

"**Existing public water system**" or "**existing PWS**" means a public water system initially permitted on or before July 1, 2024 as a public water system by the State Water Board.

"Hazard Assessment" means an evaluation of a user premises designed to evaluate the types and degrees of hazard at a user's premises.

"**High hazard cross-connection**" means a cross-connection that poses a threat to the potability or safety of the public water supply. Materials entering the public water supply through a high hazard cross-connection are contaminants or health hazards.
See CCCMP **Appendix E** for some examples.

"**Low hazard cross-connection**" means a cross-connection that has been found to not pose a threat to the potability or safety of the public water supply but may adversely affect the aesthetic quality of the potable water supply. Materials entering the public water supply through a low hazard cross-connection are pollutants or non-health

hazards.

"**New public water system**" or "**new PWS**" means a public water system permitted after July 1, 2024 as a public water system by the State Water Board. A new public water system includes a public water system receiving a new permit because of a change in ownership.

"**Premises containment**" means protection of a public water system's distribution system from backflow from a user's premises through the installation of one or more air gaps or BPAs, installed as close as practical to the user's service connection, in a manner that isolates the water user's water supply from the public water system's distribution system.

"**Pressure vacuum breaker backsiphonage prevention assembly**" or "**PVB**" means an assembly with an independently-acting internally-loaded check valve and an independently-acting loaded air inlet valve located on the discharge side of the check valve; with test cocks and tightly closing shutoff valves located at each end of the assembly that enable accurate field testing of the assembly. This type of assembly may only be used for protection from backsiphonage and is not to be used to protect from backpressure. See Diagram 4, CCCMP **Appendix H.**

"**Public water system**" or "**PWS**" has the same meaning as defined in section 116275(h) of the CHSC.

"**Recycled Water**" is a wastewater which as a result of treatment is suitable for uses other than potable use.

"**Reduced pressure principle backflow prevention assembly**" or "**RP**" means an assembly with two independently acting internally-loaded check valves, with a hydraulically operating mechanically independent differential-pressure relief valve located between the check valves and below the upstream check valve. The assembly shall have shut-off valves located upstream and downstream of the two check-valves, and test cocks to enable accurate field testing of the assembly. See Diagram 5, CCCMP **Appendix H.**

"**Reduced pressure principle detector backflow prevention assembly**" or "**RPDA**" means a reduced pressure principle backflow prevention assembly that includes a bypass with a water meter and reduced pressure principle backflow prevention assembly, with the bypass's water meter accurately registering flow rates up to two gallons per minute and visually showing a registration for all rates of flow. See Diagram 6, CCCMP **Appendix H.**

"**Reduced pressure principle detector backflow prevention assembly – type II**" or "**RPDA-II**" means a reduced pressure principle backflow prevention assembly that includes a bypass around the second check, with the bypass having a single check valve and a water meter accurately registering flow rates up to two gallons per minute and visually showing a registration for all rates of flow. See Diagram 7, CCCMP

Appendix H.

"**Spill-resistant pressure vacuum breaker backsiphonage prevention assembly**" or "**SVB**" means an assembly with an independently-acting internally-loaded check valve and an independently-acting loaded air inlet valve located on the discharge side of the check valve; with shutoff valves at each end and a test cock and bleed/vent port, to enable accurate field testing of the assembly. This type of assembly may only be used for protection from backsiphonage and is not to be used to protect from backpressure. See Diagram 8, CCCMP **Appendix H.**

"**State Water Board**," unless otherwise specified, means the State Water Resources Control Board or the local primacy agency having been delegated the authority to enforce the requirements of the CCCPH by the State Water Resources Control Board.

"**Swivel-Ell**" means a reduced pressure principle backflow prevention assembly combined with a changeover piping configuration (swivel-ell connection) designed and constructed pursuant to this Chapter. See design and construction criteria, as well as Diagrams 9a and 9b, CCCMP **Appendix H.**

"**User premises**" means the property under the ownership or control of a water user and is served, or is readily capable of being served, with water via a service connection with a public water system.

"**User's service connection**" means either the point where a water user's piping is connected to a water system or the point in a water system where the approved water supply can be protected from backflow using an air gap or backflow prevention assembly.

"**User Supervisor"** means a person designated by a water user to oversee a water use site and responsible for the avoidance of cross-connections.

"**Water supplier**" means a person who owns or operates a public water system.

"**Water user**" means a person or entity who is authorized by the PWS to receive water.

2 Hazard Assessments and Required Protection

In accordance with the State CCCPH, Section 3.1.3 (a)(3) – Hazard Assessments, Section 3.1.4 (b)(2), and Section 3.2.1 – The City must survey its service area and conduct hazard assessments per Article 2 of the State CCCPH that identifies actual or potential cross-connection hazards, degree of hazard, and any backflow protection needed.

2.1 Hazard Assessments

a. To evaluate the potential for backflow into the City's water distribution system the City must conduct an initial hazard assessment of the user premises within its service area. The hazard assessment must consider:

    1. The existence of cross-connections;
    2. the type and use of materials handled and present, or likely to be, on the user premises;
    3. the degree of piping system complexity and accessibility;
    4. access to auxiliary water supplies, pumping systems, or pressure systems;
    5. distribution system conditions that increase the likelihood of a backflow event (e.g., hydraulic gradient differences impacted by main breaks and high water-demand situations, multiple service connections that may result in flow-through conditions, etc.);
    6. user premises accessibility;
    7. any previous backflow incidents on the user premises; and
    8. the requirements and information provided in the State CCCPH, and the City's CCCMP.

b. Each hazard assessment must identify the degree of hazard to the City's distribution system as either a high hazard cross-connection, a low hazard cross- connection, or having no hazard. Examples of some high hazard cross-connection activities may be found in CCCMP **Appendix E**.

c. The hazard assessment must determine whether an existing BPA, if any, provides adequate protection based on the degree of hazard.

d. Hazard assessments completed prior to the adoption of the State CCCPH may be considered as an initial hazard assessment provided that such hazard assessments and associated backflow protection provide protection consistent with the State CCCPH and the City describes their review of these assessments in the City's CCCMP.

e. Subsequent to the initial hazard assessment described in subsection (a), the City must perform a hazard assessment under the following criteria:

    1. if a user premises changes account holder, excluding single-family residences;

2. if a user premises is connected to the City's water distribution system;
3. if evidence exists of changes in the activities or materials on a user's premises;
4. if backflow from a user's premises occurs;
5. periodically, as identified in the City's CCCMP required pursuant to State CCCPH section 3.1.4.;
6. if the State Water Board requests a hazard assessment of a user's premises; or
7. if the City concludes an existing hazard assessment may no longer accurately represent the degree of hazard.

f. A cross-connection control specialist must review or conduct each initial and follow-up hazard assessment pursuant to this section and make a written finding that, in the specialist's judgment based on cross-connection control principles, the City's hazard assessment properly identified all hazards at the time of the assessment, the appropriate degree of hazards, and the corresponding backflow protection.

2.2 Hazard Assessment Process

In order to assess each connection in the City's water distribution system for potential cross connection the City will undertake assessments in the following phases. As part of the hazard assessment process the City has created a tracking system for the assessments made under the CCCMP. See CCCMP **Appendix F**. Data will be gathered and logged into the assessment database in four phases. The assessment database will be included in the City's Records Retention Policy, see CCCMP **Appendix I**.

- Phase 1 - All commercial/industrial connections with existing backflow prevention assemblies at the meter connection
- Phase 2 - All commercial/industrial connections without backflow prevention assemblies at the meter connection
- Phase 3 – Residential connections without AMI or backflow prevention assemblies at the meter connection

2.2.1 Phase 1 - Commercial/Industrial Connections with Backflow Protection

The City currently has as of April 1, 2025, 476 commercial/industrial sites with backflow protection installed at the meter. For Commercial/Industrial sites with backflow protection the City will enter each address into the assessment tracking system indicating what type of BPA has been installed. The City's Cross Connection Control Specialist will review the data when entered into the assessment database to verify that an appropriate BPA has been installed on the meter connection. The Cross Connection Control Specialist's review date will be noted in the assessment database.

The City currently has 476 commercial/industrial connections within the City. It is assumed that the City's Cross Connection Control Specialist can process (5) self-reporting letters returned per day, and one day per week for processing hazard responses. Therefore, the Cross Connection Control Specialist can process 260 hazard responses per year. Based on the

current number of commercial/industrial accounts of 476, this will take approximately 2 years to complete.

2.2.2 Phase 2 - Commercial/Industrial Connections without Backflow Protection

The City currently has as of April 1, 2025, 118 commercial/industrial sites without backflow protection installed at the meter. For those commercial/industrial connections without an approved BPA the City will provide a self-reporting letter to provide information regarding onsite conditions which would necessitate the installation of an approved BPA at the meter connection. The self-reporting letters will be distributed via direct mail.

It is assumed that the City's Cross Connection Control Specialist can process (5) self-reporting letters returned per day, and one day per week for processing hazard responses. Therefore, the Cross Connection Control Specialist can process 260 hazard responses per year. Based on the current number of commercial/industrial accounts of 118, this will take less than one year to complete.

- If the Cross Connection Control Specialist determines that based on the self-reporting letter that an approved BPA is not required, they will note that in the assessment database and the reason for not requiring an approved BPA.

- If the Cross Connection Control Specialist determines that based on the self-reporting letter that an approved BPA is required, they will note that in the assessment database and notify the commercial/industrial customer that an approved BPA must be installed at the meter connection and note that determination in the assessment database.

The City has determined that this phase of the assessments can be completed within two years from the adoption of the City's CCCMP.

2.2.3 Phase 3 – Residential Connections without Backflow Protection

The City currently has as of April 1, 2025, 11,303 residential sites without backflow protection installed at the meter. For those residential connections the City will assess each site by means of office-based tools such as:

- Reviewing sites via Google Maps or other aerial photography software
- Reviewing tract maps to review blocks of residential customer in a common building area or zone.
- Using meter route maps or other billing information databases.

The office-based assessment will review sites for:

- Private water wells
- Other auxiliary water supplies

- Sewer lift stations
- Graywater systems

The office-based assessments would be conducted based on the available Cross Connection Control Specialist hours to review the office-based databases and/or files.

- If the Cross Connection Control Specialist determines that based on the office-based assessment that an approved BPA is not required, they will note that in the assessment database.

- If the Cross Connection Control Specialist determines that based on the office-based that an approved BPA is required, they will note that in the assessment database and notify the residential customer that an approved BPA must be installed at the meter connection and note that the customer has been contacted in the assessment database.

It is assumed that a Cross Connection Control Specialist can perform assessments by means of office-based tools. Assuming that the total number of annual Cross Connection Control Specialist available hours is 104 hrs./yr, and the Cross Connection Control Specialist can review twenty-five (25) sites per hour, therefore 2,600 residential sites can be assessed per year. Based on the 11,303 residential connections as of April 1, 2025 the City has determined that this phase of the assessments can be completed within 4.34 years from the completion of Phase 3.

3 Operating Rules or Ordinances

In accordance with the State CCCPH, Section 3.1.3 (a)(1), and Section 3.1.4(b)(1) and Section 3.1.4 (b)(3),the City must have operating rules, ordinances, by-laws, or a resolution to implement the cross-connection program. The City must have legal authority to implement corrective actions in the event a water user fails to comply in a timely manner with the City's provisions regarding the installation, inspection, field testing, or maintenance of BPAs required pursuant to this Section. Such corrective actions must include the City's ability to perform at least one of the following:

- Deny or discontinue water service to a water user,
- Install, inspect, field test, and/or maintain a BPA at a water user's premises, or
- Otherwise address in a timely manner a failure to comply with the City's cross-connection control program.

The City's backflow and cross-connection prevention requirements are contained in the City's Municipal Code, Sections XXXXXXXXXXX thru XXXXXXXXX. A copy is attached as CCCMP **Appendix C**.

The City's backflow and cross-connection prevention requirements are contained in the City's Ordinance No. XXXXX, Sections XXXXXXXXXXX thru XXXXXXXXX. A copy is attached as CCCMP **Appendix D**.

4 Backflow Prevention

In accordance with the State CCCPH, Section 3.1.3 (a)(4) and Section 3.2.2 – the City must ensure that actual and potential cross-connections are eliminated when possible or controlled by the installation of approved BPAs or AG's consistent with the requirements of the Article 3 of the State CCCPH and the sections to follow. The City has 1,400 backflow assemblies installed at the water connections, and 870 onsite backflow assembles which are in the City's tracking database and included in their annual backflow testing reports.

4.1 Backflow Prevention Requirements

(a) The City must ensure its distribution system is protected from backflow from identified hazards through the proper installation, continued operation, and field testing of an approved BPA (see Section 4.2.1 for installation and approved BPA criteria). When a DC is required or referenced in the State CCCPH, a DCDA or DCDA-II type of assembly may be substituted if appropriate. When an RP is required or referenced in the State CCCPH, an RPDA or RPDA-II type of assembly may be substituted if appropriate.

(b) The BPA installed must be no less protective than that which is commensurate with the degree of hazard at a user premises, as specified in this section and as determined based on the results of the hazard assessment conducted pursuant to CCCMP Section 3.

(c) Unless specified otherwise in this section, a City must, at all times, protect its distribution system from high hazard cross-connections (see CCCMP **Appendix E** for examples), through premises containment, through the use of AG(s) or RP(s).

(1) Following State Water Board review and approval, the City may implement an alternate method of premises containment in lieu of a required AG provided that the proposed alternative would provide at least the same level of protection to public health.
(2) Following State Water Board review and approval, the City may accept internal protection in lieu of containment when premises containment is not feasible.

(d) Except as otherwise allowed or prohibited in statute or in CCR Title 22, Division 4, Chapter 3, a swivel-ell may be used instead of an AG for premises containment protection when temporarily substituting tertiary recycled water use areas with potable water from a PWS if all the following criteria are met:

(1) the swivel-ell is approved by the State Water Board;
(2) the City has a cross-connection control program, required pursuant to the State CCCPH Section 3.1.3, and the use and operation of the swivel-ell is described in the CCCMP required pursuant to the State CCCPH Section 3.1.4;

(3) the design and construction-related requirements of the swivel-ell adheres to the criteria in CCCMP **Appendix H;**
(4) at least every 12 months, inspections are performed and documented to confirm ongoing compliance with the design and construction-related requirements in CCCMP **Appendix H;**
(5) the RP used in conjunction with the swivel-ell is field tested and found to be functioning properly:

(A) immediately upon each switchover to potable water use, a visual inspection of the RP must be completed
(B) within 72 hours of each switchover to potable water use, a field test must be completed, and
(C) at least every 12 weeks the use site is supplied with potable water; and

(6) there is a legally binding agreement between the City and the entity supplying the recycled water, signed by those with relevant legal authority, which includes the following requirements:

(A) The State Water Board will be notified within 24 hours of all switchovers to or from potable water, will be given an estimate of the timeframe until the next switchover, and will be provided the results of the field testing required in paragraph (5);
(B) a trained representative of the City be present to supervise each switchover; and
(C) within seven days of each switchover, if requested by the State Water Board, the City will submit a written report describing compliance with this subsection, as well as potable and recycled water usage information.

(e) Except as noted below, the City must ensure its distribution system is protected with no less than DC protection for a user premises with a fire protection system within ten years of adoption of the State CCCPH.

(1) A high hazard cross-connection fire protection system, including but not limited to fire protection systems that may utilize chemical addition (e.g., wetting agents, foam, anti-freeze, corrosion inhibitor, etc.) or an auxiliary water supply, must have no less than RP protection.

(2) For existing fire protection systems that do not meet the State CCCPH, Section 3.2.2 (e)(3) or cannot install DC protection within ten years of adoption of the State CCCPH, the City may propose in the CCCMP submitted for compliance with the State CCCPH Section 3.1.4:

(A) an alternative date; or
(B) an alternative method of backflow protection that provides at least the same level of protection to public health.

(3) A BPA is not necessary for a low hazard fire protection system on a residential user premises if the following criteria are satisfied:

(A) the user premises has only one service connection to the City;
(B) a single service line onto the user premises exists that subsequently splits on the property for domestic flow and fire protection system flow, such that the fire protection system may be isolated from the rest of the user premises;
(C) a single, water industry standard, water meter is provided to measure combined domestic flow and fire protection system flow;
(D) the fire protection system is constructed of piping materials certified as meeting NSF/ANSI Standard 61; or
(E) the fire protection system's piping is looped within the structure and is connected to one or more routinely used fixtures (such as a water closet) to prevent stagnant water.

(f) The State Water Board and the City may, at their discretion, require a water user to designate a user supervisor when the user premises has a multi-piping system that conveys various types of fluids and where changes in the piping system are frequently made. If a user supervisor is designated the following is required:

(1) The user supervisor is responsible for the avoidance of cross-connections during the installation, operation and maintenance of the water user's pipelines and equipment. The user supervisor must be trained on the fluids used and backflow protection for the premise, and must inform the City of changes in piping, and maintain current contact information on file with the City; and;
(2) The City must include in the CCCMP required in the State CCCPH Section 3.1.4 the training and qualification requirements for user supervisors, identify the entity that will provide the user supervisor training, and frequency of any necessary recurring training. The training must adequately address the types of hazards and concerns typically found.

(g) Facilities producing, treating, storing, or distributing drinking water that are an approved water supply or water recycling plants as defined by CCR Title 22, Section 60301.710 must have proper internal protection from cross-connections to ensure that all drinking water produced and delivered to customers and workers at those facilities is free from unprotected cross-connections.

4.2 Backflow Prevention Assemblies

4.2.1 Standards for Types of Backflow Protection

(a) Each AG used for the CCCMP must meet the requirements in Table 1, Minimum Air Gaps for Generally used Plumbing Fixtures, page 4 of the American Society of Mechanical Engineers (ASME) A112.1.2- 2012(R2017).

(b) Each replaced or newly installed PVB, SVB, DC, and RP for protection of the PWS must

be approved through both laboratory and field evaluation tests performed in accordance with at least one of the following:

(1) Standards found in Chapter 10 of the *Manual of Cross-Connection Control, Tenth Edition*, published by the University of Southern California Foundation for Cross-Connection Control and Hydraulic Research;
(2) certification requirements for BPAs in the Standards of ASSE International current as of 2022 that include ASSE 1015-2021 for the DC, ASSE 1048-2021 for the DCDA & DCDA-11, ASSE 1013-2021 for the RP, and ASSE 1047-2021
(3) for the RPDA & RPDA-II and must have the 1YT mark.

(c) BPAs must not be modified following approval granted under Section 4.2.1(b). The City requires that BPA testers notify the City if a water user or City-owned BPA has been modified from the CCCMP Section 4.2.1(b) approval.

4.2.2 Installation Criteria for Backflow Protection

(a) For AGs, the following is required:

(1) The receiving water container must be located on the water user's premises at the water user's service connection unless an alternate location has been approved by the City;
(2) all piping between the water user's service connection and the discharge location of the receiving water container must be above finished grade and be accessible for visual inspection unless an alternative piping configuration is approved by the City;
(3) the City must ensure that the AG specified in the State CCCPH Section 3.3.1 (a) has been installed; and
(4) any new air gap installation at a user's service connection must be reviewed and approved by the State Water Board prior to installation.

(b) RPs must be installed such that the lowest point of an assembly is a minimum of twelve inches above grade, and a maximum of thirty-six inches above the finished grade, unless an alternative is approved by the PWS.

(c) DCs installed or replaced after the adoption of the State CCCPH must be installed according to the State CCCPH Section 3.3.2 (b). Below ground installation can be considered if approved by the City where it determines no alternative options are available.

(d) A PVB or SVB must be installed at a minimum of twelve inches above all downstream piping and outlets.

(e) SVBs may not be used for premises containment. PVBs may only be used for roadway right of way irrigation systems as premises containment where there is no potential for

backpressure.

(f) A RP or DC installed after the adoption of the State CCCPH must have a minimum side clearance of twelve inches, except that a minimum side clearance of twenty-four inches must be provided on the side of the assembly that contains the test cocks. The City may approve alternate clearances providing that there is adequate clearance for field testing and maintenance.

(g) Backflow protection must be located as close as practical to the water user's service connection unless one or more alternative locations have been approved by the City. If internal protection is provided in lieu of premises containment, the City must obtain access to the user premises and must ensure that the on-site protection meets the requirements of this Chapter for installation, field testing, and inspections.

(h) Each BPA and air gap separation must be accessible for field testing, inspection, and maintenance.

They City's Standard Specification and/or drawings for each type of BPA is contained in **Appendix L.**

5 Non-Testable Devices

5.1 Non-testable backflow preventer testing procedures

There are non-testable backflow preventer devices under City ownership or administration. Hose-bibb vacuum breakers is an example of the most common types of non-testable backflow prevention devices for the City.

Table 5-1 Location of Non-Testable Backflow Prevention Devices

Location of Non-Testable Backflow Preventer					
Location	**Air Gap**	**Atmospheric Vacuum Breaker**	**Hose-bibb Vacuum Breaker**	**Dual Check Valve**	**Identification Potential Onsite Hazard**
City of Brea Yard/ Berry St Reservoir	No	No	Yes	No	No
Westside Reservoir	No	No	Yes	No	No
Eastside Reservoir	No	No	Yes	No	No
Tonner Reservoir	No	No	Yes	No	No
Valencia Reservoir	No	No	Yes	No	No
Carbon Canyon Reservoirs	No	No	Yes	No	No

All the sites are checked daily Monday thru Friday.

6 Certified Backflow Prevention Assembly Testers and Certified Cross-Connection Control Specialists

In accordance with the State CCCPH, Section 3.1.3 (a)(5), Section 3.1.4 (b)(6), and Section 3.4.1 – the City must ensure that each BPA required by the CCCMP to protect the City's domestic water system is field tested by a person with valid certification from a certifying organization recognized by the State Water Board pursuant to the State's CCCPH.

6.1 Backflow Tester Certification

All backflow testers testing within the service area of the City must provide evidence of current certification from a State Water Board-recognized organization certifying backflow prevention assembly testers. Certifying organizations must be recognized by the State Water Board in accordance with requirements of the State CCCPH and ISO/IEC 17024. Beginning on July 1, 2025, only those testers with a valid certification from a State Water Board recognized certifying organization shall be allowed to test BPA's in the City's service area, certifications from any other entity will be considered invalid.

6.1.1 Backflow Tester List

Backflow Testers must provide evidence of certification from a State Water Board recognized certifying organization and be uploaded into the electronic database and hold a current City business license in order to perform backflow testing in the City.

- A copy of the list of approved testers can be at https://ca-nv-awwa.org/
- City requires that all Backflow Testers provide current calibration information for all test equipment to be used for testing within the City service area.

The City has no staff who are certified by a State Water Board recognized certifying organization as Backflow Testers.

6.2 Cross-Connection Control Specialist Certification

All Cross-Connection Control Specialists, used by the City pursuant to the requirements of the State CCCPH, shall have valid certification from a State Water Board recognized certifying organization, which complies with the State CCCPH, will be considered to be a State Water Board recognized certifying organization.

Beginning three years after the effective date of the State CCCPH, only those Cross-Connection Control Specialists with a valid certification from a State Water Board recognized certifying organization shall satisfy the requirements of the State CCCPH. Certifications obtained by organizations that do not meet the requirements of the State CCCPH will be invalid.

The City has no staff who are certified by a State Water Board recognized certifying organization as Cross Connection Control Specialists. The City has contracted with a Cross Connection Control Specialist certified by a State Water Board recognized certifying organization. That contracted Cross Connection Control Specialist is:

Thomas R. Holliman, PE
T.R. Holliman and Associates, Inc.
3543 Citrus Street
Highland, CA 92346
(909) 573-6802
tomh@trholliman.com
AWWA Cross Connection Control Program Specialist
No. 02726
Certification expiration: April 30, 2026

7 Backflow Incident Response, Reporting and Notification

In accordance with the State CCCPH, Section 3.1.3(a)(8), Section 3.1.4 (b)(7), and Section 3.5.2 the City has developed and implemented procedures for investigating and responding to suspected or actual backflow incidents. The procedure for responding to backflow incidents, reporting any incidents, and reporting those incidents, will be:

7.1 Backflow Incident Response Procedure

In the event that a suspected backflow incident occurs in the City, the City's response will include, but not limited to, the following:

(a) Consideration of complaints or reports of changes in water quality as possible incidents of backflow;
(b) Water quality sampling and pressure recording; and
(c) Documentation of the investigation, and any response and follow-up activities.

7.2 Backflow Incident Notification

In the event that a backflow incident occurs the Cross-Connection Control Coordinator will provide the following notification:

(a) The Cross-Connection Control Coordinator will notify the State Water Board and Orange County Health Care Agency of any known or suspected incident of backflow within 24 hours of the determination. If required by the State Water Board, the City will issue a Tier 1 public notification pursuant to CCR, Title 22, Section 64463.1.

(b) If required by the State Water Board, the City will submit, by a date specified by the State Water Board, a written incident report describing the details and affected area of the backflow incident, the actions taken by the City in response to the backflow incident, and the follow up actions to prevent future backflow incidents. The written report form is in CCCMP **Appendix J.**

8 Cross-Connection Control Program Coordinator

In accordance with the State CCCPH, Section 3.1.3 (a)(2) and Section 3.1.4 (b)(8), the City must designate at least one individual involved in the development of and be responsible for the reporting, tracking, and other administration duties of its cross-connection control program. Further for public water systems with more than 3,000 service connections the Cross-Connection Control Program Coordinator must be a Cross-Connection Control Specialist.

The City's water system includes as of April 1, 2025, 13,394 domestic water connections. Therefore, the City must have a Cross-Connection Control Program Coordinator. The Coordinator does not have to be a certified Cross-Connection Control Specialist.

The City's Cross-Connection Control Program Coordinator is:

Rudy Correa
Superintendent
Public Works Department
City of Brea
1 Civic Center Circle
Brea, CA 92821
(714) 990-7697
rudyc@cityofbrea.gov

The City's Cross-Connection Control Program Specialist is:

Thomas R. Holliman, PE
T.R. Holliman and Associates, Inc.
3543 Citrus Street
Highland, CA 92346
(909) 573-6802
tomh@trholliman.com
AWWA Cross Connection Control Program Specialist
No. 02726
Certification expiration: April 30, 2026

The City's CCCMP was developed in consultation with their Cross-Connection Control Specialist(s) because the City's domestic water system has more than 1,000 service connections.

The City's designated Cross-Connection Control Specialist can be contacted within one hour, per the requirement of the State CCCPH for a PWS with 3,000 or more service connections.

8.1 Cross Connection Control Specialist Designee

In the event the City's Cross Connection Control Specialist is not available due to vacation, sickness, or other reason, the duties of the Cross Connection Control Specialist will be carried out by:

Erasmo Jacinto
Environmental Health Specialist III
Orange County Health Care Agency
(714) 640-9593
EJacinto@ochca.com

9 Recordkeeping

In accordance with the State CCCPH, Section 3.1.3(a)(7) and Section 3.1.4 (b)(9) the City has developed and implemented a recordkeeping system for:

1. Backflow prevention assemblies (BPA)
2. Cross-connection information.
3. Commercial/Industrial and Residential site assessments.

This recordkeeping system complies with the State CCCPH section 3.5.1, and the City's Written Records Retention Policy included in CCCMP **Appendix I.**

9.1 Records Retained

The City maintains the following records via a Microsoft Access Database:

(a) The hazard assessments for each user premise, conducted pursuant to CCCPH section 3.2.1 (Hazard Assessment).

(b) For each BPA, the associated hazard or application, location, owner, type, manufacturer and model, size, installation date, and serial number.

(c) For each AG installation, the associated hazard or application and the location, owner, and as-built plans of the AG.

(d) Results of all BPA field testing, AG inspections, swivel-ell inspections, and field tests for the previous three calendar years, including the name, test date, repair date, and certification number of the backflow prevention assembly tester for each BPA field test and AG and swivel-ell.

(e) Repairs made to, or replacement or relocation of, BPAs for the previous three calendar years.

(f) The most current cross-connection tests (e.g., shutdown test, dye test), if recycled water use on the premise.

(g) If a User Supervisor is designated for a user premise, the current contact information for the User Supervisor and Water User, and any applicable training and qualifications as described by State CCCPH section 3.2.2(f).

(h) Descriptions and follow-up actions related to all backflow incidents.

(i) If any portion of the cross-connection control program is carried out under contract or

agreement, a copy of the current contract or agreement.

(j) The current Cross-Connection Control Management Plan as required in the State CCCPH Section 3.1.4.

(k) Any public outreach or education materials issued as required in the State CCCPH section 3.1.3.(a)(7) for the previous three calendar years.

(l) All records retained by the City will be made available to the State Water Board upon request.

(m) Records of Commercial/Industrial site assessments.

(n) Records of Residential site assessments.

9.2 Recordkeeping Policy and Procedures

The City has a written Records Retention Policy which is contained in CCCMP **Appendix I.** The procedures are generally described below:

9.2.1 Residential Site Assessments

Residential assessments conducted in accordance with Section 3 generate a:

Electronic assessment document submitted as a pdf which is reviewed by the Cross Connection Control Specialist and signed in Adobe, data is stored electronically by the Administrative Clerk.

Electronic assessment document which has been reviewed and signed by the Cross Connection Control Specialist in Adobe)

- If no action is required:
    - Method: Electronic copies are filed on the PubWrks Server (S: Drive)
    - Location: PubWrks Server File (S:\MAINTENANCE\BACKFLOW\Residential Site Assessments
    - Responsible person(s):
      Annette Puerto
      Administrative Clerk II
      545 N Berry Street,
      Brea CA 92821
      Annettep@cityofbrea.gov
      (714) 990-7691
    - Filing Method: By Grid number.
    - Disposal after holding period: Records are not disposed of because they are

stored electronically
  - Responsible person(s) for disposal: Not applicable, all records are retained indefinitely.
  - Assessments data storage method: By Customer address and Meter ID #

- If action is required
  - Notification generated by Cross Connection Control Specialist that a backflow is required.
  - Notification mailed to residential customer.
  - Specialist follows up in **10** days to verify that backflow has been installed.
  - Action noted in residential assessment database.

9.2.2 Industrial/Commercial site assessments

Connections without meter protection – self assessment letters

Hard copy assessment document which has been reviewed and signed by the Cross Connection Control Specialist per Section 3).

- If no action required – to be filed only

  - Filing Methody: – filed by years. Years 2022, 2023, 2024 will be stored at Maintenance Yard, 545 N Berry St, Brea CA 92821
  - Location of file: Stored in file cabinets located on the 1st floor in the Administrative Area
  - Responsible person(s):
    Annette Puerto
    Administrative Clerk II
    545 N Berry Street
    Brea CA 92821
    Annettep@cityofbrea.gov
    (714) 990-7691
  - Length of records retention: 3 Years
  - Records disposal method after holding period: Recycled and disposed of per City Clerks process
  - Responsible person(s) for disposal:
    Annette Puerto
    Administrative Clerk II
    545 N Berry Street
    Brea CA 92821
    Annettep@cityofbrea.gov
    (714) 990-7691
  - Assessments data storage method: By Customer address and Meter ID #
  - Electronic storage location: Not currently. Starting in 2025.

- If action is required
    - Notification generated by Cross Connection Control Specialist that a backflow is required.
    - Notification mailed to residential customer.
    - Specialist follows up in **10** days to verify that backflow has been installed.
    - Action noted in residential assessment database.

Electronic filing process - Starting in 2025
Electronic assessment document submitted as a pdf which is reviewed by the Cross Connection Control Specialist and signed in Adobe. Data is stored electronically**)**. Electronic assessment document which has been reviewed and signed by the Cross Connection Control Specialist in Adobe).

- If no action is required -
    - Electronic copy filing location: PubWrks Server (S: Drive) located XXXXXX.
    - Storage method: File stored on the PubWrks Server (S:\MAINTENANCE\BACKFLOW\Industrial_Commercial site assessments
    - Responsible person(s) for disposal: Annette Puerto
      Administrative Clerk II
      545 N Berry Street
      Brea CA 92821
      Annettep@cityofbrea.gov
      (714) 990-7691
    - Storage filing system method: Grid number.
    - Disposal method after retention period: Not disposed since stored electronically.
    - Responsible person(s) for disposal of the expired documents: NA
    - Storage method: By customer address & meter number]
    - Electronic storage location got assessments: PubWrks Server (S:\MAINTENANCE\BACKFLOW\Industrial_Commercial site assessments

- If action is required
    - Notification generated by Cross Connection Control Specialist that a backflow is required.
    - Notification mailed to residential customer.
    - Specialist follows up in **10** days to verify that backflow has been installed.
    - Action noted in residential assessment database.

10 User Supervisors

In accordance with the State CCCPH, Section 3.2.2 (3)(f),The State Water Board and City may, at their discretion, require a water user to designate a user supervisor when the user premises has a multi-piping system that conveys various types of fluids and where changes in the piping system are frequently made. If a user supervisor is designated the following is

required:

(1) The user supervisor is responsible for the avoidance of cross-connections during the installation, operation and maintenance of the water user's pipelines and equipment. The user supervisor must be trained on the fluids used and backflow protection for the premise, and must inform the City of changes in piping, and maintain current contact information on file with the City; and,

(2) The City must include in the CCCMP required in CCCPH Section 3.1.4 the training and qualification requirements for user supervisors if required by the State Water Board or City, identify the entity that will provide the user supervisor training, and frequency of any necessary recurring training. The training must adequately address the types of hazards and concerns typically found.

The City has not required any user supervisors for use sites within the City.

11 Backflow Prevention Assembly Testing and Reporting

In accordance with the State CCCPH, Section 3.1.3 (a)(6) – the City must ensure that each BPA required by the CCCMP to protect the City's domestic water system is field tested. The City must develop and implement a procedure for ensuring all BPAs are field tested, inspected, and maintained and AG's are inspected and maintained in accordance with the State CCCPH, Section 3.3.3.

1. All BPAs installed in the City in compliance with it CCCMP must be field tested following installation, repair, depressurization for winterizing, or permanent relocation. All required field testing must be performed by certified backflow prevention assembly tester.

2. BPAs must be field tested at least annually. The State CCCPH does not preclude the City, the State Water Board, or a local health agency from requiring more frequent field testing for premises with high hazard cross-connection or BPA at increased risk of testing failure.

3. Air-gap separations must be visually inspected at least annually by a certified as backflow prevention assembly tester or certified as a cross-connection control specialist.

4. The City must receive passing field tests before providing continuous service to a water user with a newly installed BPA.

5. BPAs that fail the field test must be repaired or replaced within 30 days of notification of the failure by the City. Extensions will not be allowed by the City.

Backflow prevention assembly testers must notify the City within one day if a backflow incident or an unprotected cross-connection is observed at the BPA or prior to the user premises during field testing. The City will immediately investigate and discontinue service to the user premises if a backflow incident is confirmed, and water service will not be restored to that user premises until the City receives a confirmation of a passing BPA field test from a backflow prevention assembly tester and the assembly is protecting the City.

11.1 Backflow Testing Notification Process

For each BPA in the City's water distribution system, an annual notice that the BPA must be tested in accordance with the CCCMP will be (how distributed?)

Upon receipt, the Owner will have (how long?) to have the BPA tested by a certified backflow assembly tester, and the test results submitted to the City (how?)

Each water user with a BPA on the service connection must comply with the following schedule in order to be in compliance with the CCCMP and continue to receive water service from the City.

- First notice – the first annual notice of BPA testing required is sent to the users by mail in one group per month for twelve months. The customers has 45 days from the date of the notice to respond and submit backflow test results by email.

- Second notice – if after 45 days after the first notice was sent to the user test results are not submitted, a second notice will be sent to the customer by email. The customer has 30 days from the date of the second notice to provide the required backflow test results by email.

- Third notice– if after 30 days after the second notice was sent to the user, a third notice will be sent to the user by /email notifying the customer that the water will be shutoff if the backflow test results are not submitted within 15 days of the third notice. or both?) with shutoff notice. How long to respond and how to respond (return mail, email, both?). In person visit or phone call?

- Fourth notice/Service Termination – at the end of the 15 days third notice a door hanger is installed at the use site notifying the customer that the water will be turned off within 24 hours unless the backflow test results have been submitted to the City by email. install door hangar with one day notice to turnoff.

11.2 Damaged, missing, or improperly installed backflow prevention assemblies.

In the event that a backflow prevention assembly is missing (or stolen), installed incorrectly, illegally modified, or tampered with, the City shall implement the following actions.

In the event that a backflow device has been stolen, incorrectly installed, illegally modified, or tamper with, the City will follow the procedure described below.

- Contract property Owner and notify them the backflow prevention assembly has been stolen, incorrectly installed, illegally modified, or tamper with and give the customer 24 hours to correct the problem.
- Turnoff water to the use site at the meter.
- When customer replaces the backflow prevention assembly require test results.
- Inspect the installation and if there are no issues to correct, turn the water on to the site.

12 Public Outreach and Education

In accordance with State CCCPH, Section 3.1.3 (a)(9) and Section 3.1.4 (b)(12) – the City has developed a cross-connection control public outreach and education program that is intended to educate staff, customers, and the community about backflow protection and cross-connection control.

The City has a designated Public Information Officer (PIO) that provides a point of contact for the City regarding the City's cross-connection control and backflow protection program and other water related issues. The City's PIO is:

Liz Pharis
Communication & Marketing Manager/PIO
City of Brea
545 N Berry Street,
Brea CA 92821
(714) 990-7673
Lizp@cityofbrea.gov

Public Outreach to educate the City's customers on backflow and cross-connection control include information on backflow and cross-connections on the City's website which is www.cityofbrea.gov

In addition, backflow and cross-connection prevention may be distributed by other means, including but not limited to, periodic water bill inserts, information pamphlet distribution, new customer documentation, emails, and additions to the City's Consumer Confidence Reports (CCR) and copy of the CCR is contained **Appendix K**.

13 Local Entity Coordination

In accordance with the State CCCPH, Section 3.1.3 (a)(10) and Section 3.1.4 (b)(13) The City must coordinate with applicable local entities that are involved in either cross-connection control or public health protection to ensure hazard assessments can be performed, appropriate backflow protection is provided and provide assistance in the investigation of backflow incidents. Local entities may include but are not limited to plumbing, permitting, or health officials, law enforcement, fire departments, maintenance, and public and private entities.

For the City the local entities which are involved in cross-connection control include, but are not limited to:

Local Entity: City of Brea, Police Department
Contact Name: Adam Hawley, Chief of Police
Address: 1 Civic Center Circle, Brea, CA 92821
Phone: (714) 990-7634
Email: Ahawley@cityofbrea.gov

Local Entity: City of Brea, Fire Department
Contact Name: Mark Terrill, Fire Chief
Address: 1 Civic Center Circle, Brea, CA 92821
Phone: (714) 337-5446
Email: Markt@cityofbrea.gov

Local Entity: OCHA, Health Care Agency
Contact Name: Sham Elmishad, Water Quality Supervisor
Address: 405 W. 5th Street, Santa Ana, CA 92701
Phone: (714) 433-6280
Email: Selmishad@ochca.com

Local Entity: City of Brea, Community Development
Contact Name: Noah McGranahan, Code Enforcement Officer
Address: 1 Civic Center Circle, Brea, CA 92821
Phone: (714) 990-7764
Email: Noahm@cityofbrea.gov

-The City intends to include coordination with other local PWS through events which may include, but not be limited to, semi-annual gatherings with other PWS' Cross Connection Control Coordinators, public outreach events, and vendor workshops.

Appendix A

What is a Cross Connection?

Appendix A

Background on Backflow Protection and Cross-Connection Control

A.1 What is a Cross-Connection?

A cross-connection is an interconnection between a potable water supply and a non- potable source via any actual or potential connection or structural arrangement between a PWS and any source or distribution system containing liquid, gas, or other substances not from an approved water supply. Bypass arrangements, jumper connections, removable sections, swivel or change-over devices and other temporary or permanent devices through which, or because of which backflow can occur are considered to be cross-connections.[1] The State CCCPH includes acceptable installation criteria for swivel-ell and other types of backflow prevention assemblies (BPAs) to prevent backflow.

Backflow is the undesired or unintended reversal of flow of water and/or other liquids, gases, or other substances into a PWS's distribution system or approved water supply.

The presence of a cross-connection represents a location in a distribution system through which backflow of contaminants or pollutants can occur. Backflow occurs when a non-potable source is at a greater pressure than the potable water distribution system. Backflow can occur from either backsiphonage or backpressure. Backsiphonage occurs when a non-potable source enters the drinking water supply due to negative (i.e., sub-atmospheric) distribution system pressure. Backpressure occurs when the pressure from a non-potable source exceeds the pressure in the potable water distribution system.

Backsiphonage may be caused by a variety of circumstances, such as main breaks, flushing, pump failure, or emergency firefighting water demand. Backpressure may occur when heating, cooling, waste disposal, or industrial manufacturing systems are connected to potable supplies and the pressure in the external system exceeds the pressure in the distribution system. Both situations act to change the direction of water, which normally flows from the distribution system to the customer, so that non-potable substances from industrial, commercial, or residential premises flows back into the distribution system through a cross-connection.

Cross-connections are not limited to industrial or commercial facilities. Submerged inlets are found on many common plumbing fixtures and are sometimes necessary features of the fixtures if they are to function properly. Examples of this type of design are siphon-jet urinals or water closets, flushing rim slop sinks, and dental cuspidors.

Older bathtubs and lavatories may have supply inlets below the flood level rims, but modern sanitary design has minimized or eliminated this cross-connection in new fixtures. Chemical and industrial process vats sometimes have submerged inlets where the water pressure is used as an aid in diffusion, dispersion, and agitation of the vat contents. Even though a supply pipe may be installed above a vat, backsiphonage can still occur. Siphon action has been shown to raise

a liquid in a pipe such as water almost 34 feet. Some submerged inlets are difficult to control, including those which are not apparent until a significant change in water level occurs or where a supply may be conveniently extended below the liquid surface by means of a hose or auxiliary piping. A submerged inlet may be created in numerous ways, and its detection may be difficult.

Chemical and biological contaminants have caused illness and deaths during known incidents of backflow, with contamination affecting several service connections, and the number of incidents reported is believed to be a small percentage of the total number of backflow incidents that actually occur. The public health risk from cross-connections and backflow is a function of a variety of factors including cross-connection and backflow occurrence and type and amount of contaminants.

A.2 Purpose of a Cross-Connection Control Program

The purpose of a cross-connection control program is to prevent the occurrence of backflow into a PWS's distribution system in order to protect customers from contamination or pollution from any on-site hazards. Properly installed and maintained BPAs, devices or methods provide protection against the threat posed by many conditions typically found on a user's premise.

The use of approved BPAs ensures that the appropriate performance evaluation of the assembly was conducted. It is important and required by the State CCCPH to select and properly install an approved BPA that is capable of protecting the distribution system from the hazard identified. The success of a program depends on individuals that are knowledgeable about cross-connection control to identify actual and potential hazards, apply principles of backflow protection and prevention, and implement cross-connection control policies and procedures. A successful program will have ongoing surveillance of a PWS to ensure BPAs, devices or methods are working and identify new hazards or changes in the distribution system. Certified specialists are needed to properly evaluate the degree of hazard that exists in the distribution system. Hazards typically identified in distribution systems along with the required level of protection are specified in Chapter 3 of the State CCCPH.

A.3 Notes on Applicability of the Cross-Connection Control Policy Handbook

The State CCCPH provides the basis for regulating the use and management of cross-connection control programs and BPAs in PWSs, and related requirements for supporting programs and policies. Activities or uses outside of the scope of the authority of the State Water Board to regulate PWSs are not regulated by the State CCCPH, including California Plumbing Code requirements and definitions not related to PWSs.

Recycled water cross-connection control installations and programs for the purposes of protecting the recycled water supply are not regulated by the State CCCPH, although a PWS that uses recycled water is regulated by the State CCCPH to ensure that a PWS's drinking water system has adequate backflow protection from a recycled water system.

Water systems that do not meet the definition of a PWS (e.g., "State Small Water Systems" under CCR Title 22, Article 3) are not regulated by the CCCPH, although they may need to comply with the California Plumbing Code, local health agencies, and other laws or entities.

[1] California Department of Health Services (DHS), Public Water Supply Branch. (1988). *Guidance Manual for cross connection Control Program (Green Manual).* California Department of Health Services

Appendix B

Assembly Bill 1671 (2017, Chapter 533)
Assembly Bill 1180 (2019, Chapter 455)

Assembly Bill No. 1671

CHAPTER 533

An act to amend Section 116810 of, and to add Sections 116407 and 116555.5 to, the Health and Safety Code, relating to drinking water.

[Approved by Governor October 6, 2017. Filed with Secretary of State October 6, 2017.]

legislative counsel's digest

AB 1671, Caballero. Backflow protection and cross-connection controls: standards.

(1) Existing law, the California Safe Drinking Water Act, requires the State Water Resources Control Board to administer provisions relating to the regulation of drinking water to protect public health, including, but not limited to, conducting research, studies, and demonstration projects relating to the provision of a dependable, safe supply of drinking water, enforcing the federal Safe Drinking Water Act, adopting regulations, and conducting studies and investigations to assess the quality of private domestic water wells. Existing law makes certain violations of the act a misdemeanor.

Existing law requires any person who owns a public water system to ensure that the system does certain things, including, but not limited to, that it will not be subject to backflow under normal operating conditions. Existing law, to ensure that testing and maintenance of backflow prevention devices are performed by persons qualified to do testing and maintenance, authorizes local health officers to maintain programs for certification of backflow prevention device testers and requires the certification program to be consistent with backflow protection regulations adopted by the state board. A violation of these provisions, or an order by a local health officer pursuant to these provisions, is a misdemeanor.

This bill would require a public water system to implement a cross-connection control program that complies with, and would require the certification program to be consistent with, applicable regulations and the standards described in (2).

(2) Existing regulations establish standards for a backflow prevention device and cross-connection control.

This bill, on or before January 1, 2020, would require the state board to adopt standards for backflow protection and cross-connection control and would authorize the state board to do so through the adoption of a policy handbook, as specified. By authorizing the state board to adopt standards, the violation of which would be a crime, the bill would create a new crime and impose a state-mandated local program.

(3) The California Constitution requires the state to reimburse local agencies and school districts for certain costs mandated by the state. Statutory provisions establish procedures for making that reimbursement.

This bill would provide that no reimbursement is required by this act for a specified reason.

The people of the State of California do enact as follows:

SECTION 1. Section 116407 is added to the Health and Safety Code, to read:

116407. (a) On or before January 1, 2020, the state board shall adopt standards for backflow protection and cross-connection control.

(b) The state board may implement subdivision (a) through the adoption of a policy handbook that is not subject to the requirements of Chapter 3.5 (commencing with Section 11340) of Part 1 of Division 3 of Title 2 of the Government Code. The policy handbook shall include standards for backflow protection and cross-connection control. In developing the standards and any amendments to those standards, the state board shall consult with state and local agencies and other persons whom the state board has identified as having expertise in the subject of backflow protection and cross-connection control. The state board shall hold at least two public hearings before adopting the policy handbook. The policy handbook shall be posted on the board's Internet Web site.

(c) (1) Upon the effective date of a policy handbook adopted by the state board pursuant to subdivision (b), the regulations set forth in Article 1 (commencing with Section 7583) and Article 2 (commencing with Section 7601) of Group 4 of Subchapter 1 of Chapter 5 of Division 1 of Title 17 of the California Code of Regulations shall become inoperative, and, 90 days thereafter, are repealed, unless the state board makes a determination not to repeal a specific regulation.

(2) If the state board determines not to repeal a specific regulation pursuant to paragraph (1), the state board shall provide to the Office of Administrative Law and the Secretary of State written notice of its determination, including identification of the specific regulation that is not repealed. That regulation, upon the provision of that written notice to the Office of Administrative Law and the Secretary of State, shall become operative.

SEC. 2. Section 116555.5 is added to the Health and Safety Code, to read:

116555.5. A public water system shall implement a cross-connection control program that complies with applicable regulations and with standards adopted by the board pursuant to Section 116407.

SEC. 3. Section 116810 of the Health and Safety Code is amended to read:

116810. To ensure that testing and maintenance of backflow prevention devices are performed by persons qualified to do testing and maintenance,

local health officers may maintain programs for certification of backflow prevention device testers. The local health officer may suspend, revoke, or refuse to renew the certificate of a tester, if, after a hearing before the local health officer or his or her designee, the local health officer or his or her designee finds that the tester has practiced fraud or deception or has displayed gross negligence or misconduct in the performance of his or her duties as a certified backflow prevention device tester. The local health officer may collect fees from certified testers to offset the cost of the certification program provided pursuant to this section. The certification standards shall be consistent with standards adopted by the state board pursuant to Section 116407 and any other applicable backflow protection regulations.

SEC. 4. No reimbursement is required by this act pursuant to Section 6 of Article XIII B of the California Constitution because the only costs that may be incurred by a local agency or school district will be incurred because this act creates a new crime or infraction, eliminates a crime or infraction, or changes the penalty for a crime or infraction, within the meaning of Section 17556 of the Government Code, or changes the definition of a crime within the meaning of Section 6 of Article XIII B of the California Constitution.

Assembly Bill No. 1180

CHAPTER 455

An act to amend Section 116407 of the Health and Safety Code, and to add Section 13521.2 to the Water Code, relating to water.

[Approved by Governor October 2, 2019. Filed with Secretary of State October 2, 2019.]

legislative counsel's digest

AB 1180, Friedman. Water: recycled water.

(1) Existing law, the California Safe Drinking Water Act, requires the State Water Resources Control Board to administer provisions relating to the regulation of drinking water to protect public health. Existing law requires, on or before January 1, 2020, the state board to adopt standards for backflow protection and cross-connection control through the adoption of a policy handbook, as specified.

This bill would require that handbook to include provisions for the use of a swivel or changeover device to supply potable water to a dual-plumbed system during an interruption in recycled water service.

(2) Existing law requires the state board to establish uniform statewide recycling criteria for each varying type of use of recycled water where the use involves the protection of public health.

This bill would require the state board, on or before January 1, 2023, as specified, to update the uniform statewide criteria for nonpotable recycled water uses.

The people of the State of California do enact as follows:

SECTION 1. The Legislature finds and declares all of the following:

(a) On December 11, 2018, the State Water Resources Control Board unanimously adopted an amendment to the policy for water quality control for recycled water, which included a goal to increase the use of recycled water in the state from 714,000 acre-feet per year in 2015 to 1,500,000 acre-feet per year by 2020 and 2,500,000 acre-feet per year by 2030.

(b) Section 13521 of the Water Code requires the state board to establish uniform statewide recycling criteria for each varying type of use of recycled water where the use involves the protection of public health.

(c) The regulations establishing the uniform statewide criteria for recycled water uses are set forth in Chapter 3 (commencing with Section 60301.050) of Division 4 of Title 22 of the California Code of Regulations. The regulations that pertain to nonpotable recycled water uses have not been updated since 2000.

(d) The regulations relating to backflow protection and cross-connection control for recycled water are set forth in Article 1 (commencing with Section 7583) and Article 2 (commencing with Section 7601) of Group 4 of Subchapter 1 of Chapter 5 of Division 1 of Title 17 of the California Code of Regulations. These regulations have not been updated since 1987.

(e) Section 1 of Chapter 533 of the Statutes of 2017 (Assembly Bill 1671 of the 2017–18 Regular Session) requires, on or before January 1, 2020, the state board to adopt backflow protection and cross-connection control standards and authorizes their implementation through a policy handbook.

(f) In order to maximize the amount of recycled water California can safely use for beneficial purposes, it is necessary to update the uniform statewide criteria for nonpotable recycled water uses and specify certain associated backflow protection and cross-connection control provisions.

SEC. 2. Section 116407 of the Health and Safety Code is amended to read:

116407. (a) On or before January 1, 2020, the state board shall adopt standards for backflow protection and cross-connection control.

(b) (1) The state board may implement subdivision (a) through the adoption of a policy handbook that is not subject to the requirements of Chapter 3.5 (commencing with Section 11340) of Part 1 of Division 3 of Title 2 of the Government Code. The policy handbook shall include standards for backflow protection and cross-connection control. In developing the standards and any amendments to those standards, the state board shall consult with state and local agencies and other persons whom the state board has identified as having expertise in the subject of backflow protection and cross-connection control. The state board shall hold at least two public hearings before adopting the policy handbook. The policy handbook shall be posted on the board's internet website.

(2) (A) The policy handbook described in this subdivision shall include provisions for the use of a swivel or changeover device to supply potable water to a dual-plumbed system during an interruption in recycled water service.

(B) The use of a swivel or changeover device shall be consistent with any notification and backflow protection provisions contained in the policy handbook.

(c) (1) Upon the effective date of a policy handbook adopted by the state board pursuant to subdivision (b), the regulations set forth in Article 1 (commencing with Section 7583) and Article 2 (commencing with Section 7601) of Group 4 of Subchapter 1 of Chapter 5 of Division 1 of Title 17 of the California Code of Regulations shall become inoperative, and, 90 days thereafter, are repealed, unless the state board makes a determination not to repeal a specific regulation.

(2) If the state board determines not to repeal a specific regulation pursuant to paragraph (1), the state board shall provide to the Office of Administrative Law and the Secretary of State written notice of its determination, including identification of the specific regulation that is not repealed. That regulation, upon the provision of that written notice to the

Office of Administrative Law and the Secretary of State, shall become operative.

SEC. 3. Section 13521.2 is added to the Water Code, to read:

13521.2. (a) On or before January 1, 2023, the state board shall update the uniform statewide criteria for nonpotable recycled water uses established in Chapter 3 (commencing with Section 60301.050) of Division 4 of Title 22 of the California Code of Regulations. The deadline imposed by this section is mandatory only if the Legislature has appropriated sufficient funds, as determined by the executive director of the state board, in the annual Budget Act or otherwise to cover the state board's costs associated with the performance of the duties imposed by this section.

(b) For purposes of the update to the uniform statewide criteria for nonpotable recycled water uses described in subdivision (a), the state board shall adopt a regulation that incorporates by reference the criteria and applicable backflow protection provisions, including the provisions for the use of a swivel or changeover device for dual-plumbed systems, that are contained in the most recently adopted version of the policy handbook adopted pursuant to Section 116407 of the Health and Safety Code and any future versions of the policy handbook.

O

Appendix C

Municipal Code, Admin Code, or Rules and Regulations

[insert as applicable]

Municipal Code, Admin Code, or Rules and Regulations]

Appendix D

Ordinance No. XXXX

[insert Ordinance if applicable]

Appendix E

High Hazard Premises

APPENDIX E

HIGH HAZARD CROSS-CONNECTION CONTROL PREMISES

The list below identifies premises that require backflow protection provided by an air gap or a reduced pressure principle backflow prevention assembly, unless noted otherwise. The list below is not intended to be all-inclusive. A PWS, State Water Board, or local health agency may require an AG, RP, or both to protect a PWS from other hazards not listed below and identified in premises through the hazard assessment completed in CCCPH Chapter 3, section 3.2.1. A PWS may reduce or increase the minimum protection required for a previously hazard-assessed user premise following a hazard reassessment as described in CCCPH Chapter 3, section 3.2.1.

1. Sewage handling facilities
2. Wastewater lift stations and pumping stations
3. Wastewater treatment processes, handling, or pumping equipment that is interconnected to a piping system connected to a PWS (+)
4. Petroleum processing or storage plants
5. Radioactive material storage, processing plants or nuclear reactors
6. Mortuaries
7. Cemeteries
8. Sites with an auxiliary water supply interconnected with PWS (+)
9. Sites with an auxiliary water supply not interconnected with PWS
10. Premises with more than one connection to the PWS (++++)
11. Recycled water (++)(+++)
12. Recycled water interconnected to piping system that contains water received from a PWS (+)
13. Graywater systems, as defined in California Water Code Section 14876, that are interconnected to a piping system that is connected to a PWS
14. Medical facilities
15. Kidney dialysis facilities
16. Dental office with water-connected equipment
17. Veterinarian facilities
18. Chemical plants
19. Laboratories
20. Biotech facilities
21. Electronics manufacture
22. Dry cleaner facilities
23. Industrial or commercial laundry facilities
24. Metal-plating facilities
25. Business park with a single meter serving multiple businesses
26. Marine-port facilities
27. Car wash facilities
28. Mobile home park, RV park, or campgrounds with RV hookups
29. Hotels/motels

30. Gas stations
31. Fire stations
32. Solid waste disposal facilities
33. Pet groomers
34. Agricultural premises
35. Hazard assessment access denied or restricted
36. Railroad maintenance facilities
37. Incarceration facilities (e.g., prisons)
38. Temporary connections to fire hydrants for miscellaneous uses, including construction
39. Private water distribution mains
40. Drinking water storage tank overflow connected to a sump or storm drain (+)
41. Airports

(+) Premise isolated by air gap only except as allowed through CCCPH Section 3.2.2(c)

(++) Dual-plumbed use areas established per CCR Title 22, Section 60313 through 60316 where recycled water is used for individually owned residential unit.

(+++) Residences using recycled water for landscape irrigation as part of an approved dual plumbed use area established pursuant to CCR Title 22, sections 60313 through 60316 shall use, at a minimum, a DC. If the water supplier is also the supplier of the recycled water, then the recycled water supplier may obtain approval of the local public water supplier or the State Water Board, to utilize an alternative backflow protection plan that includes an annual inspection of both the recycled water and potable water systems and an annual cross-connection test of the recycled water and potable water systems pursuant to subsection 60316(a) in lieu of any BPA.

(++++) All connections must receive at least the same level of protection excluding fire protection when connected to the PWS distribution system (e.g., if one connection requires an RP then all connections must have RPs installed).

Appendix F

Assessment Database

Assessment Database

Appendix G

Self-Report Letter
(Commercial/Industrial Assessments)

Self-Report Letter
(Commercial/Industrial Assessments)

Appendix H

Backflow Prevention Assembly Diagrams

Diagram 1

Double check detector backflow prevention assembly

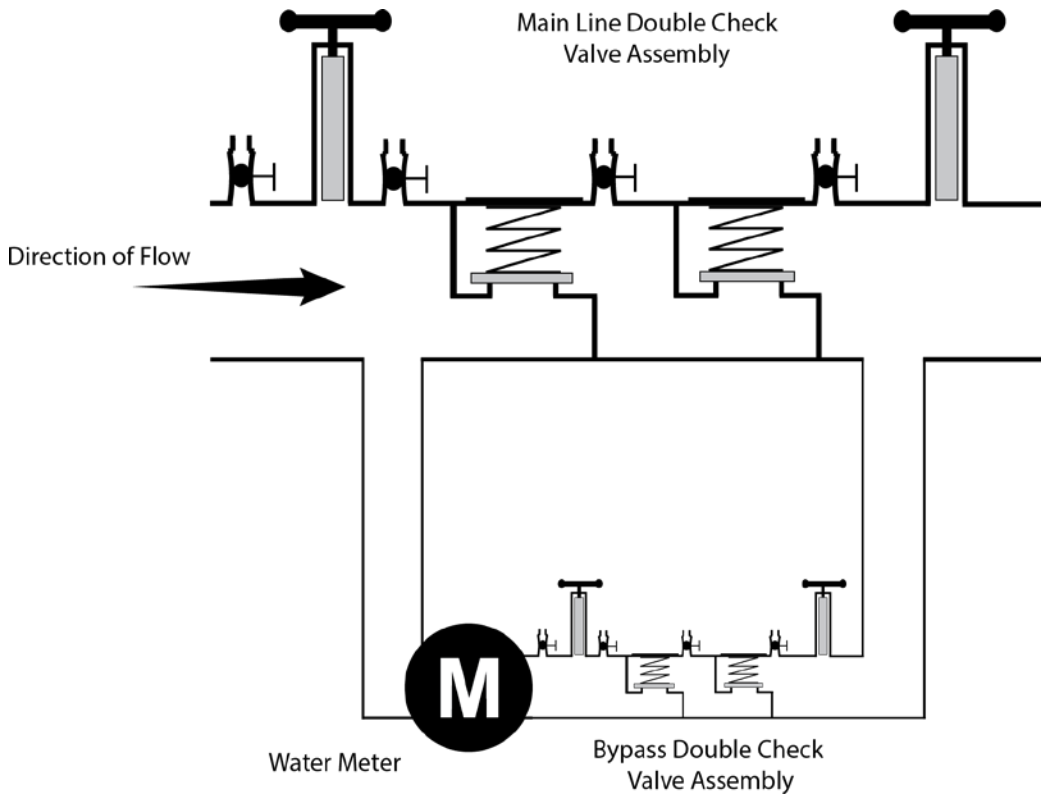

Diagram 2

Double check detector backflow prevention assembly – type II

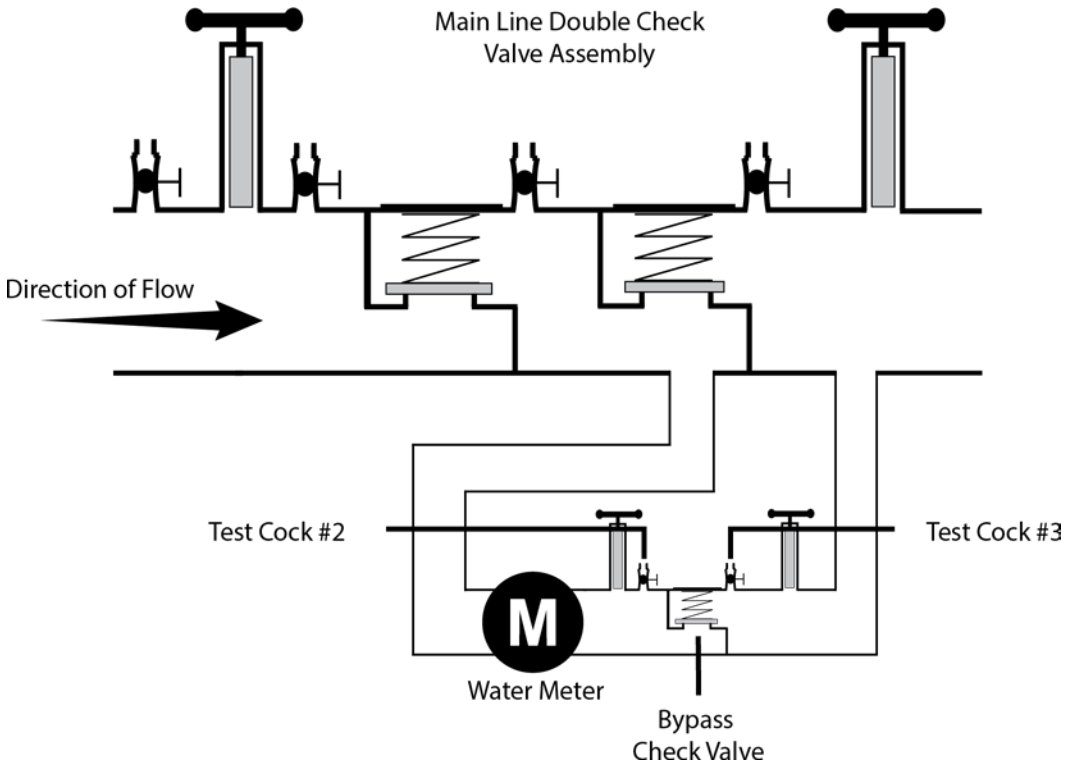

Diagram 3

Double check valve backflow prevention assembly

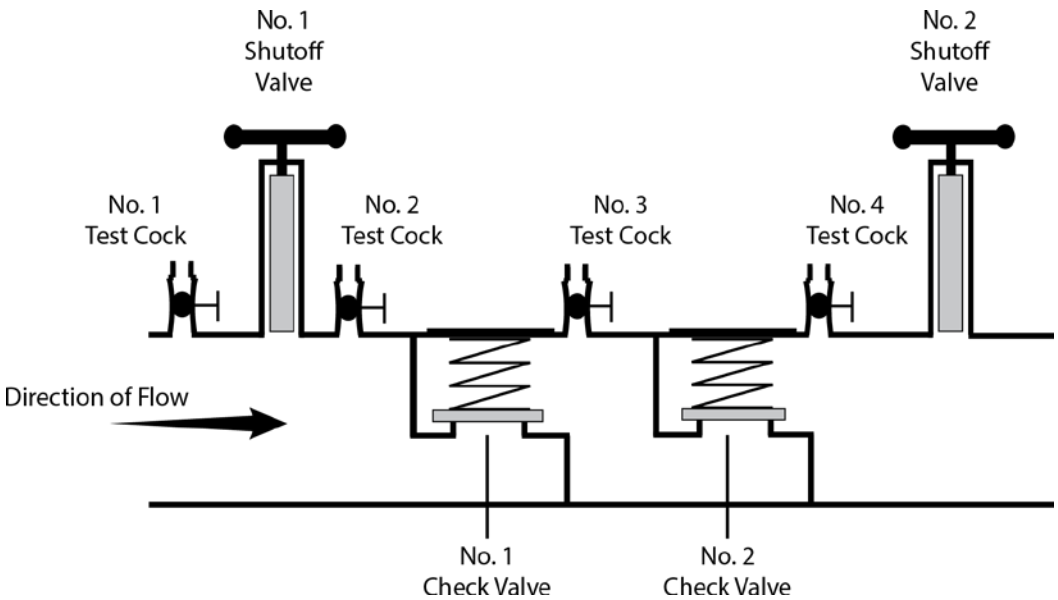

Diagram 4

Pressure vacuum breaker backsiphonage prevention assembly

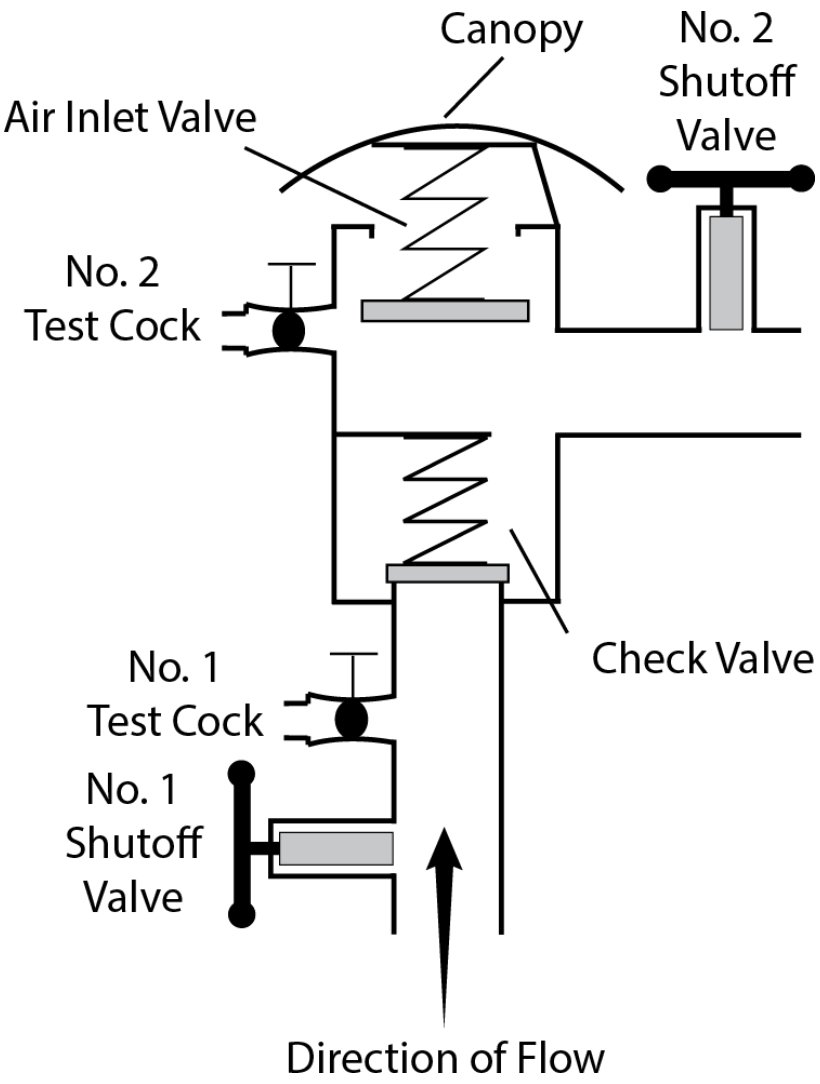

Diagram 5

Reduced pressure principle backflow prevention assembly

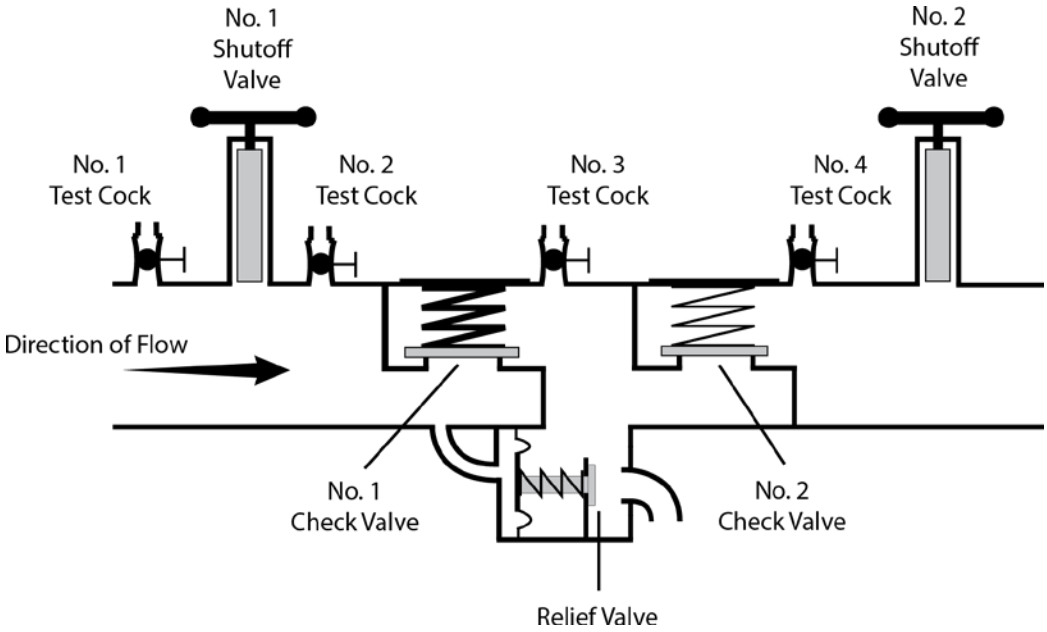

Diagram 6

Reduced pressure principle detector backflow prevention assembly

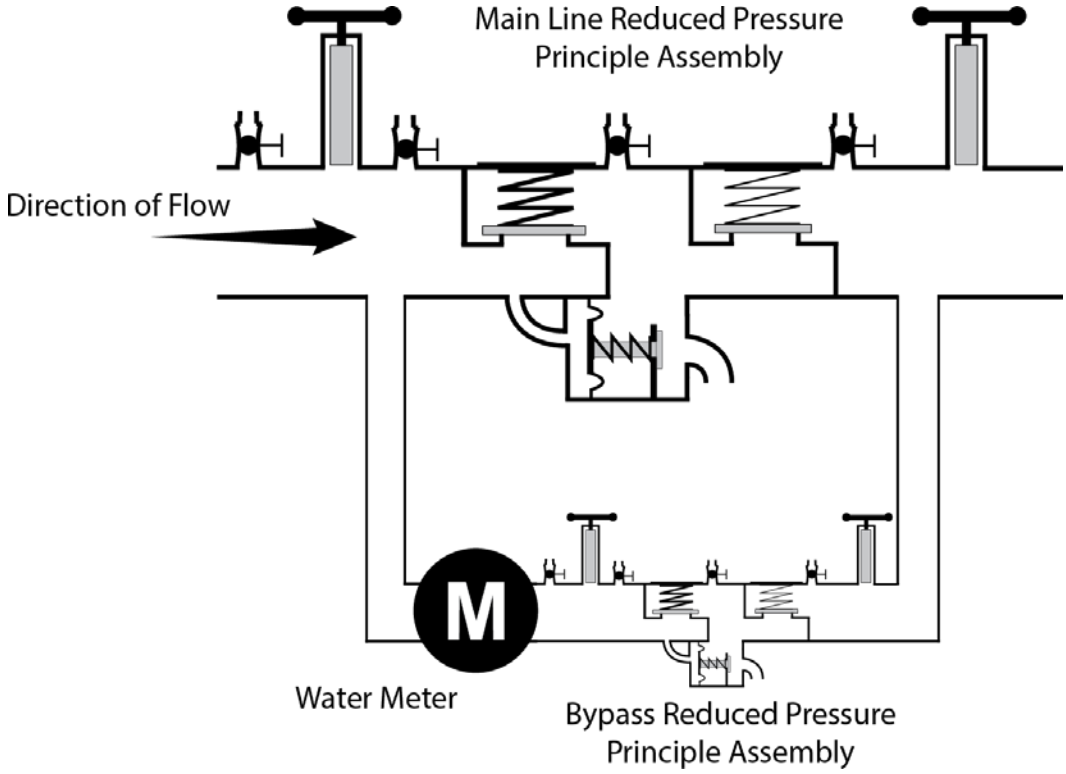

Diagram 7

Reduced pressure principle detector backflow prevention assembly – Type II

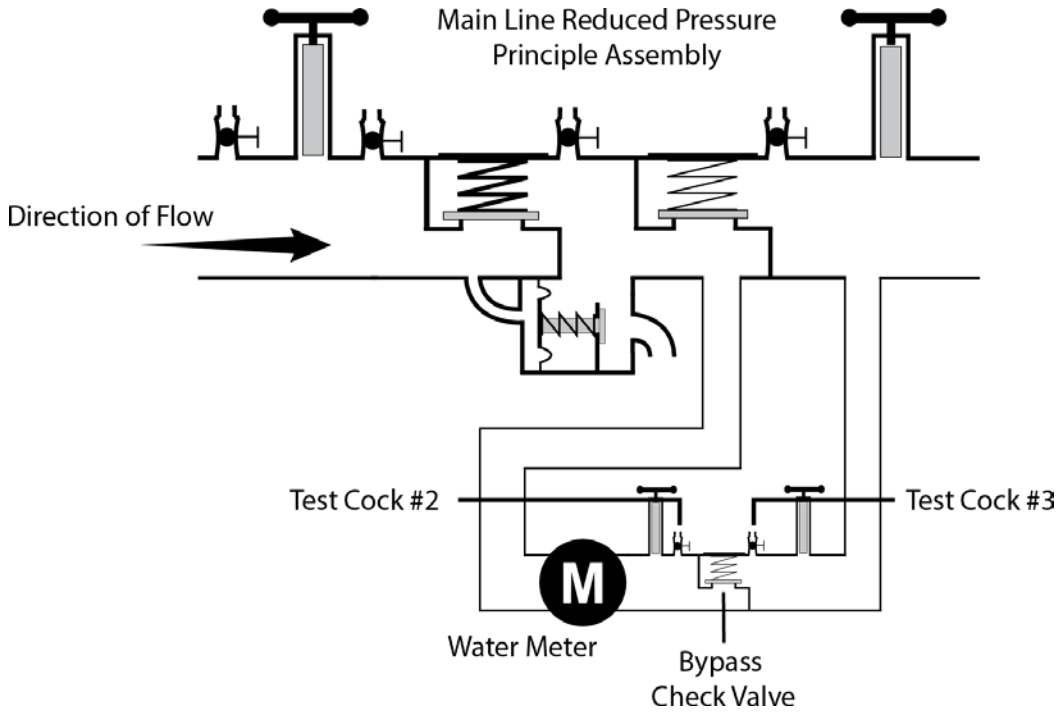

Diagram 8

Spill-resistant pressure vacuum breaker backsiphonage prevention assembly

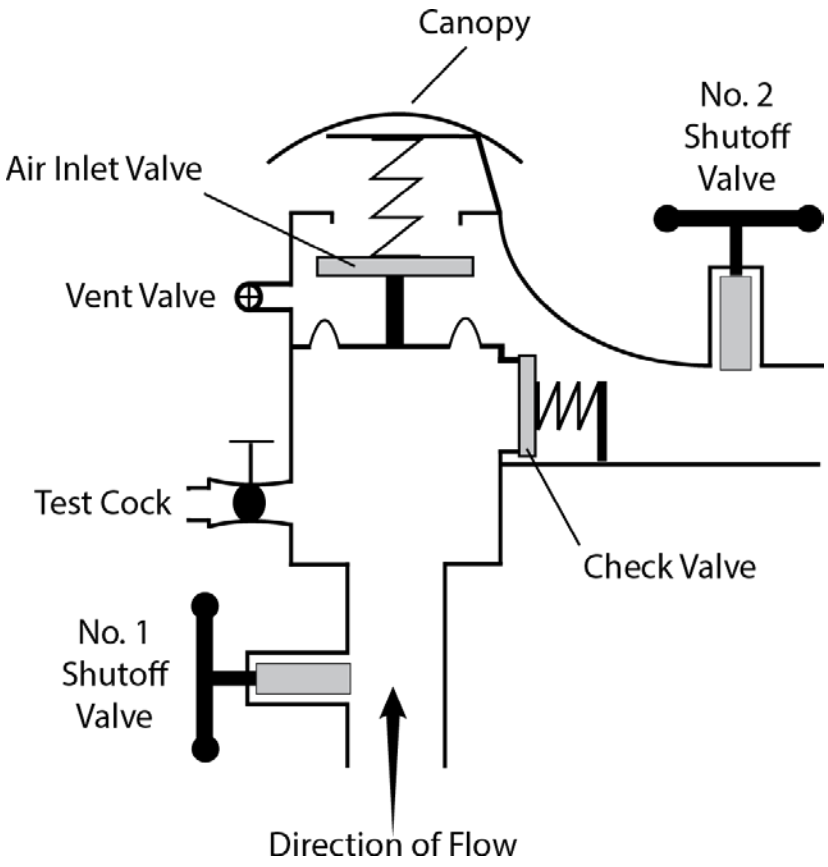

Swivel-Ell Design and Construction Criteria

The criteria below, in conjunction with the swivel-ell diagrams that follow (Diagrams A and B), are **minimum** acceptable design and construction-related requirements for utilizing a swivel-ell. For restrictions and allowances for utilizing a swivel-ell, see CCCPH section 3.2.2.

A. Prior to operation of a swivel-ell, the PWS will receive approval for the design and construction plans of that swivel-ell from the State Water Board.

B. The drinking water supply must not, under any circumstances, be directly connected to the recycled water supply, nor be designed such that the recycled water use site could be supplied concurrently by a recycled water supply and a drinking water supply.

C. The drinking water supply line and the recycled water supply line must be offset (see Diagram 9b) in a manner that ensures a tee-connection, spool, or other prefabricated mechanical appurtenance(s) could not be readily utilized in lieu of the swivel-ell connection, nor result in the recycled water use site being supplied concurrently by recycled water and drinking water.

D. The recycled water supply line used in conjunction with the swivel-ell must be the only recycled water supply to the recycled water use area.

E. The swivel-ell must be located as close as practical to the public water system service connection, with the swivel-ell connection being located as close as practical to the RP upstream of the swivel-ell.

F. The swivel-ell must:

1. be located above ground;
2. be color-coded pursuant to section 116815 of the CHSC and its implementing regulations;
3. include appropriate signage, as required by regulation and the State Water Board;
4. be provided the security necessary to prevent interconnections, vandalism, unauthorized entry, etc.; and
5. be provided with meters on both the recycled water service and drinking water service connections.

Legend for Diagram 9a and 9b (also see next page)

RP = Reduced pressure principle backflow prevention assembly
RW = Tertiary-treated recycled water originating from wastewater treatment facility
DW = Drinking water originating from a public water system
W = Water (tertiary recycled water **or** drinking water) to use site. As pictured, configured for supplemental drinking water to the use site.
M = Meter (*next page*)
PE = Plain End (*next page*)
GRV = Groove (*next page*)
PWS = Public Water System (*next page*)

Diagram A: Example Swivel-Ell Pictorial (also see Plan View Schematics)



Note: The RP, a required component of an acceptable swivel-ell, is not shown in the picture.

Diagram B: Swivel-Ell Typical Plan View Schematics (not intended to be an exact portrayal of the pictorial)

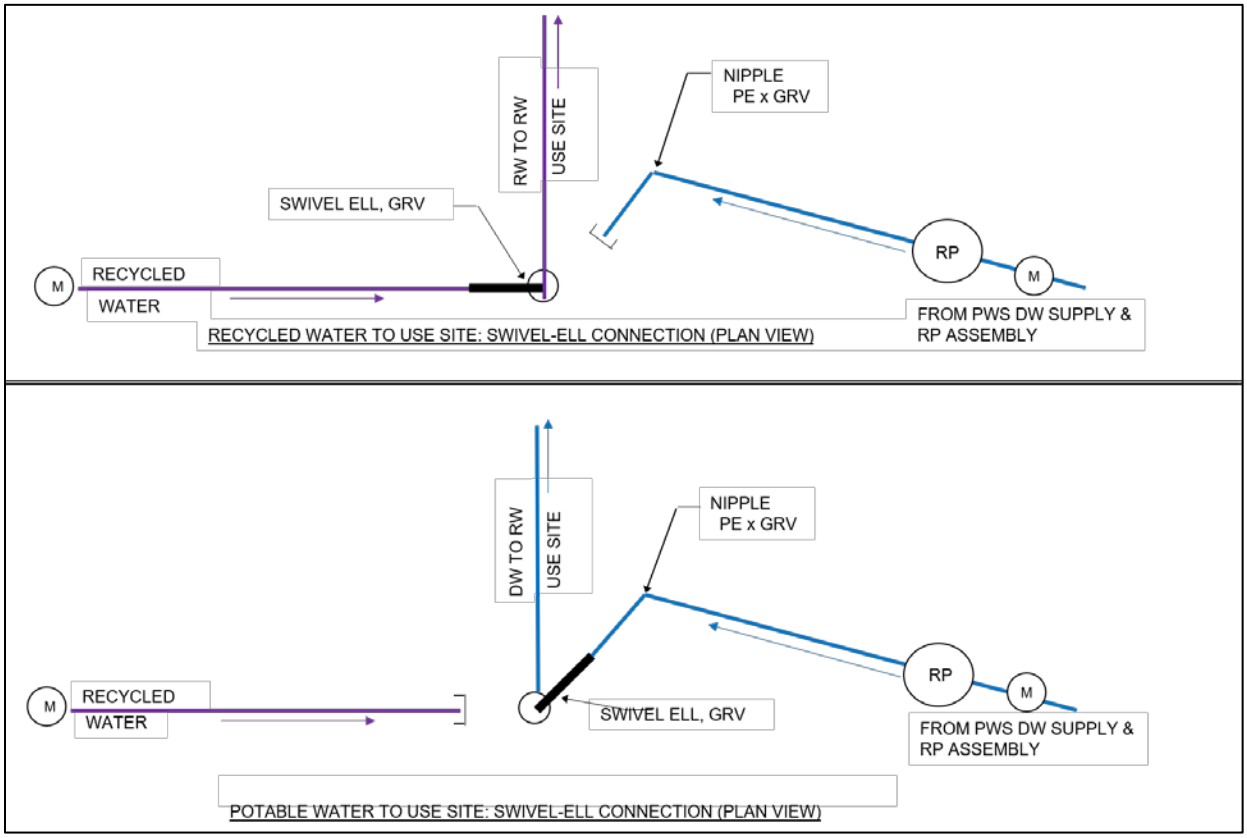

Appendix I

City Records Retention Policy

City Records Retention Policy

Appendix J

Cross-Connection Incident Response Form

DRAFT

Cross Connection Incident Report Form

CALL DETAILS		
1. Caller Name:		**Phone number:**
2. Call Date:	**Time:**	
3. Location address:	Street Number	Street Name / City
4. Name of ownership/business:		

ISSUE DESCRIBED BY CALLER
5. Estimated start date & time: _____
6. Description of issue:
7. Name of City of Brea Inspector:

ON SITE DETAILS

8. Site conditions: (Check all that apply)

- ☐ Meter Protection
  Last Test Date:_____
  Circle: PASS FAIL
- ☐ Designated Industrial Line
- ☐ Dual Plumbed Bldg.
- ☐ Cooling Tower
- ☐ Kitchen/Cafeteria
- ☐ Recycled Water on-site
- ☐ Cooling Tower
- ☐ Chemical Pumps/Motors
- ☐ Laboratory
- ☐ Multiple Tenants

Notes:

9. Number of persons in the building:

10. OCHCA Notified: ☐YES ☐ NO

(714) 955-3963 or
WQOnCall@ocha.com

If yes, name: _____ Date & Time of Notice:_____

Appendix K

Consumer Confidence Report

Consumer Confidence Report

Appendix L

City Standard Specifications and/or drawings

City Standard Specifications and/or drawings

ORDINANCE NO. ____

AN ORDINANCE OF THE CITY COUNCIL OF THE CITY OF BREA AMENDING THE BREA CITY CODE TO UPDATE BACKFLOW AND CROSS-CONNECTION CONTROLS AND APPROVING A CEQA EXEMPTION DETERMINATION

THE CITY COUNCIL OF THE CITY OF BREA DOES ORDAIN AS FOLLOWS:

A. <u>RECITALS:</u>

(i) On December 19, 2023, in accordance with Health and Safety Code Section 116407, the State Water Resources Control Board ("State Water Board") adopted a Cross-Connection Control Policy Handbook ("CCCPH") to establish standards and principles for California's public water systems.

(ii) On March 19, 2025, the State Water Board amended the CCCPH to clarify deadlines imposed on public water systems.

(iii) The City has prepared a Cross-Connection Control Management Plan ("CCCMP") in accordance with the CCCPH.

(iv) This Ordinance updates the backflow and cross-connection control regulations in the City Code to facilitate compliance with the CCCPH and implementation of the CCCMP.

(v) This Ordinance is a valid exercise of the local police power and in accord with State law.

(vi) All legal prerequisites to the adoption of this Ordinance have occurred.

B. <u>ORDINANCE:</u>

<u>SECTION 1.</u> Declaration. The facts set forth in the Recitals, Part A of this Ordinance, are true and correct.

_____, 2025
ORD. ____

<u>SECTION 2.</u> Code Amendment. Chapter 13.16 (Backflow and Cross-Connection Controls) of Title 13 (Utilities) of Part I (Municipal Code) of the Brea City Code is amended to read as follows:

"**CHAPTER 13.16: BACKFLOW AND CROSS-CONNECTION CONTROLS**

13.16.010 LEGISLATIVE POLICY AND INTENT.

A. It is the intent of the City Council, in enacting this Chapter 13.16, to enhance the health, safety and welfare of the community and to protect the public water supply of the city from contamination or pollution by isolating within the water customer's internal distribution or private water system contaminants or pollutants which could backflow into the public water system.

B. Further, it is the intent of this Council to promote the elimination or control of existing cross-connections, actual or potential, between in-plant potable water systems and nonpotable water systems, plumbing fixtures and industrial piping systems, and to provide for a continuing program of cross-connection control which will systematically and effectively prevent the contamination or pollution of the city's water system.

C. Further, it is a major goal of this Council to ensure the distribution of a safe and potable water supply to all domestic water users. In order for the city to achieve this goal, a Cross-Connection Control Management Plan has been developed pursuant to the State Water Resources Control Board's Cross-Connection Control Policy Handbook, which applies to all California public water systems.

D. Nothing contained in this Chapter 13.16 shall be construed to abrogate or supersede any provision or provisions of the Uniform Plumbing Code, as most recently

adopted by this Council, and the provisions of such Uniform Plumbing Code shall be considered complementary and an addition to the requirements of this Chapter 13.16.

13.16.020 DEFINITIONS.

For the purpose of this chapter, the definitions in the then-current edition of the Cross-Connection Control Policy Handbook (CCCPH) adopted by the State Water Resources Control Board and the then-current edition of the Cross-Connection Control Management Plan (CCCMP) adopted by the Council shall apply unless the context clearly indicates or requires a different meaning.

13.16.030 ENFORCEMENT.

The Director of Public Works (Director) shall enforce the provisions of this chapter and the CCCMP or shall designate a Program Coordinator (Coordinator) to perform such enforcement. The Director or Coordinator shall have the responsibility for making interpretations of this chapter, issuing operating permits, for deciding upon the approval of materials, equipment and devices required to be installed hereunder and establishing approved testing facilities.

13.16.040 BACKFLOW PREVENTION DEVICES.

A. Where required. An approved backflow prevention assembly shall also be installed on each service line to the customer system at or near the property line or immediately inside the building being served, but in all cases before the first branch line leading off the service line, wherever the following conditions exist:

1. In the case of premises having an auxiliary water supply which is not or may not be of safe bacteriological or chemical quality and which has not been accepted as an additional source by the city, the public water system shall be protected

against backflow from the premises by installing an approved backflow prevention assembly in the service line appropriate to the degree of hazard.

2. In the case of premises on which any industrial fluids or any other objectionable substance is handled in such a fashion as to create an actual or potential hazard to the public water system, the public system shall be protected against backflow from the premises by installing an approved backflow prevention assembly in the service line appropriate to the degree of hazard. This shall include the handling of process waters and waters originating from the utility system which have been subject to deterioration in quality.

3. In the case of premises having internal cross-connection that cannot be permanently corrected or controlled; or intricate plumbing and piping arrangements or where entry to all portions of the premises is not readily accessible for inspection purposes, making it impracticable or impossible to ascertain whether or not dangerous cross-connections exist, the public water system shall be protected against backflow from the premises by installing an approved backflow prevention assembly in the service line.

4. In the event that the provisions of the CCCPH as the same may be amended from time to time or its successor provisions, pertaining to where backflow and cross-connection devices are required, mandate greater or more stringent requirements than as set forth in this § 13.16.040, then such provisions shall apply notwithstanding the provisions of this § 13.16.040.

B. Type required. The type of protective assembly required for the premises shall depend upon the degree of hazard which exists, as follows:

1. In the case of any premises where there is an auxiliary water supply as stated in paragraph A. above of this section and it is not subject to any of the following rules, the public water system shall be protected by an approved air-gap separation or an approved reduced pressure principle backflow prevention assembly.

2. In the case of any premises where there is water of a substance that would be objectionable but not hazardous to health, if introduced into the public water system, the public water system shall be protected by an approved double check valve assembly at each service connection.

3. In the case of any premises where there is any material dangerous to health which is handled in such a fashion as to create an actual or potential hazard to the public water system, the public water system shall be protected by an approved air-gap separation or an approved reduced pressure principle backflow prevention assembly at each service connection. Examples of premises where these conditions exist, include, but are not limited to, sewage treatment plants, sewage pumping stations, chemical manufacturing plants, hospitals, mortuaries and plating plants.

4. In the case of any premises where there are uncontrolled cross-connections, either actual or potential, the public water system shall be protected by an approved air-gap separation or an approved reduced pressure principle backflow prevention assembly at each service connection.

5. In the case of any premises where, because of security requirements or other prohibitions or restrictions, it is impossible or impractical to make a complete in-plant cross-connection survey, the public water system shall be protected against backflow from the premises by either an approved air-gap separation or an

approved reduced pressure principle backflow prevention assembly on each service connection to the premises.

6. In the event that the provisions of the CCCPH as the same may be amended from time to time or its successor provisions, pertaining to the type of backflow and cross-connection devices required to be installed for a given degree of hazard, mandate a different or more stringent requirement for a given degree of hazard, then such provisions shall apply notwithstanding the provisions of this paragraph B.

C. Approval.

1. Any backflow prevention assembly required herein shall be a model and size approved by the Director or Coordinator. The term “approved backflow prevention assembly” shall mean an assembly that has been manufactured in full conformance with the standards established by the American Water Works Association entitled:

AWWA C506-84 Standards for Reduced Pressure Principle and Double Check Valve Backflow Prevention Devices; and that meets laboratory and field performance specifications of the Foundation for Cross-Connection Control and Hydraulic Research of the University of Southern California established by:

Specifications of Backflow Prevention

Assemblies § 10 of the most current issue of the Manual of Cross-Connection Control.

2. AWWA standards and specifications have been adopted by the Director. Final approval shall be evidenced by a “certificate of approval” issued by an

approved testing laboratory certifying full compliance with such AWWA standards and specifications.

13.16.050 OPERATING PERMIT REQUIRED.

A. Required. It shall be unlawful for any person, firm, partnership or corporation which is a water customer of the city and whose premises requires the installation and maintenance of a backflow prevention device to obtain water from the city without first obtaining an operating permit issued by the Director or Coordinator and approval the backflow prevention device(s) installed, or to be installed, at the premises and otherwise complying with any and all terms and provisions of this chapter.

B. Application. Every person, firm, partnership or corporation required to obtain an operating permit hereunder shall make application to the Director or Coordinator for issuance of such operating permit prior to commencement of any activities requiring the installation of a backflow prevention device. Such application shall be in the form prescribed by the Director or Coordinator and shall include therein the following information:

1. Location of premises.

2. Numbered and location of service connections.

3. Name, model and type of device proposed to be installed and the location thereof.

4. Type of use requiring installation of backflow prevention device; i.e., process water, contaminated water, plating operation, and the like.

5. Plans and specifications as necessary to show the method of operation of the customer's premises.

6. Such other and further information as the Director or Coordinator may require.

7. The application shall be executed by the owner, or authorized representative thereof, under penalty of perjury as to the truth of the facts contained therein.

C. Renewal. Any water customer upon whose premises exists a previously approved backflow prevention device shall provide the Director or Coordinator the information required under paragraph A. above, certifying, under penalty of perjury, that the conditions under which the operating permit was initially issued have not changed or, if changed, the changed conditions existing at the premises.

D. Inspection. Upon approval by the Director or Coordinator of the type of backflow prevention device to be installed, and the location thereof, the customer shall obtain any and all building, plumbing, mechanical or other permits required by the city code and cause the same to be installed in accordance therewith. Upon installation, and prior to operation of the facility, the backflow prevention device shall be inspected and subjected to such testing as the Director or Coordinator may require to ensure proper operation thereof. Upon successful completion of such inspection and testing, the Director or Coordinator shall issue the operating permit.

E. Annual inspection. Every person, firm, partnership or corporation required to install and maintain a backflow prevention device pursuant to the provisions of this chapter shall have such device tested and inspected by the Director or Coordinator, at least annually. Failure to allow such inspection and testing, or failure of the device to pass any such test or inspection in accordance with the standards imposed hereby,

shall be grounds for cessation of water service to the premises. Except where the Director or Coordinator determines that the public health and safety mandate the immediate disconnection of the premises from the city water supply, the Director or Coordinator shall provide to the water customer a reasonable time, not to exceed ten (10) days, to repair or replace the defective device and cause the same to be tested and inspected, or to permit entry to the premises for inspection and testing.

F. Additional inspections. In the event the Director or Coordinator determines, or has reasonable cause to believe, that a backflow prevention device has been disconnected or tampered with, or the device has failed to operate properly, the Director or Coordinator may require an inspection and testing thereof. In addition, the Director or Coordinator may establish a testing and/or inspection program to monitor such devices on a basis consistent with any apparent threat to the public health, safety or welfare.

G. Fees. In addition to any other fees or charges levied or imposed by the city code for building, plumbing, mechanical or other permits for installation, any person, firm, partnership or corporation required to install and maintain a backflow prevention device shall pay the fee established by resolution of the City Council for the operating permit and inspection and testing of backflow prevention devices required by this chapter.

13.16.060 RIGHT OF ENTRY.

A. The Director or Coordinator shall have the authority to enter any building or premises for the purpose of investigating the existence of suspected or reported damage, defects, disconnection or tampering with an approved backflow prevention

device, or to determine whether or not such a device is required on the premises, in order to protect the public water supply and the public health, safety and welfare of the community. In addition, the Director or Coordinator is authorized to enter any building or premises in order to inspect any backflow prevention device for purposes of issuing an operating permit.

B. Except in emergency situations, the Director or Coordinator shall not enter any building or premises without the consent of the owner or occupant thereof, unless he or she possesses a search warrant authorizing entry and search of the premises. No person shall hinder or prevent the Director or Coordinator while in the performance of the duties herein described as emergency situations or while in possession of a search warrant, from entering upon and into any and all premises under his or her jurisdiction, at all reasonable hours, for the purpose of inspecting the same to determine whether or not the provisions of this chapter and all other applicable laws or ordinances pertaining to the protection of persons or property are observed therein.

13.16.070 APPEALS.

A decision of the Director or Coordinator regarding the interpretation or implementation of any provision of this chapter shall be final and shall become effective forthwith upon the service of the decision of the Director or Coordinator, in writing, upon the applicant or water customer. For purposes of this section, service upon the applicant or water customer shall mean either personal delivery or placement in the United States mail, postage prepaid, and addressed to the applicant or water customer at his or her last known business address; provided, however, that the applicant or water customer may, within ten (10) days after the effective date of the decision of the

Director or Coordinator, file an appeal with the City Clerk, in writing, specifying the reason or reasons for the appeal and requesting that the board of appeals review the decision of the Director or Coordinator.

13.16.080 BOARD OF APPEALS.

The City Council shall act as a Board of Appeals in making a final determination of any appeal filed in accordance with this chapter. The City Clerk shall schedule a hearing on the appeal at reasonable times at the convenience of the Board of Appeals, but not later than thirty (30) days after receipt of the written appeal. The applicant or water customer may appear in person before the Board or be represented by an attorney and may introduce evidence to support his or her claim. The Director or Coordinator shall transmit to the Board all records, papers, documents and other materials in support of his or her decision and shall provide a copy thereof to the person appealing the decision of the Director or Coordinator. The person appealing the decision of the Director or Coordinator shall cause, at his or her own expense, any tests or research required by the Board to substantiate his or her claim to be performed or otherwise carried out. The Board may continue such appeal hearing from time to time as deemed necessary by the Board. The Board may, by resolution, affirm, reverse, or modify, in whole or in part, any appealed decision, determination or interpretation of the Director or Coordinator. A copy of the resolution adopted by the Board shall be mailed to the appellant and the Board's decision shall be final upon the mailing, by United States mail, postage prepaid, to the appellant's last known address of record and the decision of the Board shall be final upon the mailing of such resolution.

13.16.090 FINDINGS BY CITY COUNCIL.

The City Council hereby finds the failure to install and/or properly maintain any required backflow prevention device in good working order by any person constitutes a public nuisance."

SECTION 3. CEQA. The City Council finds and determines that adoption of this Ordinance is exempt from California Environmental Quality Act review pursuant to statutory and categorical exemptions including California Code of Regulations Title 14, Section 15061(b)(3).

SECTION 4. Severability. If any section, subsection, sentence, clause, phrase, or portion of this Ordinance is for any reason held to be invalid or unconstitutional by the decision of any court of competent jurisdiction, such decision shall not affect the validity of the remaining portions of this Ordinance. The City Council declares that it would have adopted this Ordinance and each section, subsection, sentence, clause, phrase, or portion thereof irrespective of the fact that any one or more sections, subsections, sentences, clauses, phrases, or portions be declared invalid or unconstitutional.

SECTION 5. The City Clerk shall certify to the adoption of this Ordinance.

APPROVED AND ADOPTED this __ day of _____, 2025.

_____
Blair Stewart, Mayor

ATTEST: _____
Lillian Harris-Neal, City Clerk

I, Lillian Harris-Neal, City Clerk of the City of Brea, do hereby certify that the foregoing Ordinance was introduced at a regular meeting of the City Council of the City of Brea held on the ___ day of _____, 2025, and was finally passed at a regular meeting of the City Council of the City of Brea held on the ____ day of _____, 2025, by the following vote:

AYES: COUNCIL MEMBERS:

NOES: COUNCIL MEMBERS:

ABSENT: COUNCIL MEMBERS:

ABSTAIN: COUNCIL MEMBERS:

DATED: _____, 2025

_____
Lillian Harris-Neal, City Clerk

RESOLUTION NO. _____

A RESOLUTION OF THE BREA CITY COUNCIL APPROVING A CROSS-CONNECTION CONTROL MANAGEMENT POLICY

A. <u>RECITALS:</u>

(i) On December 19, 2023, in accordance with Health and Safety Code Section 116407, the State Water Resources Control Board ("State Water Board") adopted a Cross-Connection Control Policy Handbook ("CCCPH") to establish standards and principles for California's public water systems.

(ii) On March 19, 2025, the State Water Board amended the CCCPH to clarify deadlines imposed on public water systems.

(iii) The City has prepared a Cross-Connection Control Management Plan ("CCCMP") in accordance with the CCCPH.

(iv) All legal prerequisites to the adoption of this Resolution have occurred.

B. <u>RESOLUTION:</u>

NOW, THEREFORE, the City Council finds and resolves as follows:

1. The facts set forth in the Recitals, Part A, above, are true and correct.

2. The CCCMP contained in the agenda packet for the City Council's May 6, 2025 meeting is approved.

3. The Public Works Director is authorized to submit the CCCMP to the State Water Resources Board for review. The Public Works Director, and any Program Coordinator designated by the Director, shall administer and enforce the CCCMP with any revisions required by the State Water Resources Board.

APPROVED AND ADOPTED this 6th day of May, 2025.

_____
Blair Stewart, Mayor

ATTEST: _____
Lillian Harris-Neal, City Clerk

BREA CITY CODE CHAPTER 13.16 UPDATE

Text to be added shown in *italics*
Text to be deleted shown in ~~strike-through~~

CHAPTER 13.16: BACKFLOW AND CROSS-CONNECTION CONTROLS

13.16.010 LEGISLATIVE POLICY AND INTENT.

A. It is the intent of the City Council, in enacting this Chapter 13.16, to enhance the health, safety and welfare of the community and to protect the public water supply of the city from contamination or pollution by isolating within the water customer's internal distribution or private water system contaminants or pollutants which could backflow into the public water system.

B. Further, it is the intent of this Council to promote the elimination or control of existing cross-connections, actual or potential, between in-plant potable water systems and nonpotable water systems, plumbing fixtures and industrial piping systems, and to provide for a continuing program of cross-connection control which will systematically and effectively prevent the contamination or pollution of the city's water system.

C. *Further, it is a major goal of this Council to ensure the distribution of a safe and potable water supply to all domestic water users. In order for the city to achieve this goal, a Cross-Connection Control Management Plan has been developed pursuant to the State Water Resources Control Board's Cross-Connection Control Policy Handbook, which applies to all California public water systems.*

D. Nothing contained in this Chapter 13.16 shall be construed to abrogate or supersede any provision or provisions of the Uniform Plumbing Code, as most recently adopted by this Council, and the provisions of ~~said~~ *such* Uniform Plumbing Code shall be considered complementary and an addition to the requirements of this Chapter 13.16.

13.16.020 DEFINITIONS.

For the purpose of this chapter, the ~~following~~ definitions *in the then-current edition of the Cross-Connection Control Policy Handbook (CCCPH) adopted by the State Water Resources Control Board and the then-current edition of the Cross-Connection Control Management Plan (CCCMP) adopted by the Council* shall apply unless the context clearly indicates or requires a different meaning.

~~AIR-GAP. The unobstructed vertical distance through the free atmosphere between the lowest opening from any pipe or faucet supplying water to a tank, plumbing fixture, or other device and the flood level rim of said vessel. An approved air-gap shall be at least double the diameter of the supply pipe, measured vertically, above the overflow rim of the vessel, and in no case less than one (1") inch.~~

~~APPROVED. Accepted by the Director as meeting an applicable specification stated in this chapter, or as suitable for the proposed use.~~

~~AUXILIARY WATER SUPPLY. Any water supply on or available to the premises other than the city's public water supply will be considered as an auxiliary water supply. Auxiliary waters may include water from another public or private water supply or any natural source(s) such as a well, spring, river, stream, harbor, and the like, or "used waters" or "industrial fluids." These waters may be contaminated or polluted or they may be objectionable and constitute an unacceptable water source over which the city does not have sanitary control.~~

~~BACKFLOW. The reversal of the normal flow of water caused by either back pressure or back siphonage.~~

~~BACKFLOW PREVENTER. An assembly or means designed to prevent backflow.~~

~~BACK PRESSURE. The flow of water or other liquids, mixtures or substances under pressure into the distribution pipes of a potable water supply system from any source or sources other than the intended source.~~

~~BACKSIPHONAGE. The flow of water or other liquids, mixtures or substances into the distribution pipes of a potable water supply from any source other than its intended source caused by the reduction of pressure in the potable water supply system.~~

~~CONTAMINATION. An impairment of the quality of potable water by sewage, industrial fluids or waste liquids, compounds or other materials to a degree which creates an actual or potential hazard to the public health through poisoning or through the spread of disease.~~

~~CROSS-CONNECTION. Any physical connection or arrangement of piping or fixtures between two (2) otherwise separate piping systems, one of which contains potable water and the other non potable water or industrial fluids of questionable safety, through which, or because of which, backflow may occur into the city's water system. This includes, but it is not limited to, any temporary connections, such as swing connections, removable sections, four (4) way plug valves, spools, dummy section of pipe, swivel or change-over devices or sliding multiport tube.~~

~~CROSS-CONNECTIONS — CONTROLLED. A connection between the city's water system and a nonpotable water system with an approved backflow prevention assembly properly installed and maintained so that it will continuously afford protection commensurate with the degree of hazard.~~

~~CROSS-CONNECTION CONTROL BY CONTAINMENT. The installation of an approved backflow prevention assembly at the water service connection to any customer's premises where it is physically and economically unfeasible to find and permanently eliminate or control all actual or potential cross-connections within the customer's water system. Alternatively, it shall mean the installation of an approved backflow prevention assembly on the service line leading to and supplying a portion of a~~

~~customer's water system where there are actual or potential cross-connections which cannot be effectively eliminated or controlled at the point of the cross-connection.~~

~~DIRECTOR. The Director of Maintenance Services or his or her designee.~~

~~DOUBLE CHECK VALVE ASSEMBLY. An assembly of two (2) independently operating approved check valves with tightly closing shut-off valves on each end of the check valves, plus properly located test cocks for the testing of each check valve. The entire assembly shall meet the design and performance specifications as determined by a laboratory and field evaluation program resulting in an approval by a recognized and city approved testing agency for backflow prevention assemblies. To be approved, these assemblies must be readily accessible for in-line testing and maintenance.~~

~~HAZARD, DEGREE OF. The term derived from an evaluation of the potential risk to public health and the adverse effect of the hazard upon the potable water system and includes the following:~~

~~1. HAZARD - HEALTH. Any condition, device, or practice in the water supply system and its operation which could create, or in the judgment of the Director, may create a danger to the health and well-being of the water customer.~~

~~2. HAZARD - PLUMBING. A plumbing type cross- connection into a customer's potable water system that has not been properly protected by an approved air-gap or approved backflow prevention assembly.~~

~~3. HAZARD - POLLUTIONAL. An actual or potential threat to the physical properties of the water system or to the potability of the public or the customer's potable water system which may constitute a nuisance or be aesthetically objectionable or could cause damage to the system or its appurtenances, but would not be dangerous to health.~~

~~4. HAZARD - SYSTEM. An actual or potential threat of severe damage to the physical properties of the city's water system or the customers potable water system or of pollution or contamination which would have a protracted effect on the quality of the potable water in the system.~~

~~INDUSTRIAL FLUIDS SYSTEM. Any system containing a fluid or solution which may be chemically, biologically or otherwise contaminated or polluted in a form or concentration such as would constitute a health, system, pollutional or plumbing hazard if introduced into an approved water supply. This may include, but is not limited to: polluted or contaminated water; all types of process waters and "used waters" originating from the public potable water system which may have deteriorated in sanitary quality; chemicals in fluid form; plating acids and alkalines, circulating cooling waters connected to an open cooling tower and/or cooling towers that are chemically or biologically treated or stabilized with toxic substances; contaminated natural waters such as from wells, springs, streams, rivers, irrigation canals or systems, and the like; oils, gases, glycerine, paraffins, caustic and acid solutions and other liquid and gaseous fluids used in industrial or other purposes or for fire-fighting purposes.~~

~~POLLUTION. The presence of any foreign substance (organic, inorganic, or biological) in water which tends to degrade its quality so as to constitute a hazard or impair the usefulness or quality of the water to a degree which does not create an actual hazard to the public health but which does adversely and unreasonably affect such waters for domestic use.~~

~~REDUCED PRESSURE PRINCIPLE ASSEMBLY. An assembly of two (2) independently acting approved check valves together with a hydraulically operating, mechanically independent differential pressure relief valve located between the check valves and at the same time below the first check valve. The unit shall include properly located test cocks and tightly closing shut-off valves at each end of the assembly. The entire assembly shall meet the design and performance specifications as determined by a laboratory and a field evaluation program resulting in an approval by a recognized and city approved testing agency for backflow prevention assemblies. The assembly shall operate to maintain the pressure in the zone between the two (2) check valves at an acceptable level less than the pressure on the public water supply side of the assembly. At cessation of a normal flow, the pressure between the two (2) check valves shall be less than the pressure on the public water supply side of the device. In case of leakage of either of the check valves, the differential relief valve shall operate to maintain the reduced pressure in the zone between the check valves by discharging to the atmosphere. When the inlet pressure is two (2) pounds per square inch or less, the relief valve shall open to the atmosphere. To be approved, these assemblies must be readily accessible for in-line testing and maintenance and be installed in location where no part of the assembly will be submerged.~~

~~WATER - NONPOTABLE. Water which is not safe for human consumption or which is of questionable potability.~~

~~WATER - POTABLE. Any water which, according to recognized standards, is safe for human consumption.~~

~~WATER - SERVICE CONNECTION. The terminal end of a service connection from the city's potable water system. If a meter is installed at the end of the service connection, then the service connection shall mean the downstream end of the meter. There shall be no unprotected takeoffs from the service line ahead of any meter or any backflow prevention assembly located at the point of delivery to the customer's water system. Service connection shall also include water service connection from a fire hydrant and all other temporary or emergency water service connections from the public potable water system.~~

~~WATER SYSTEM. The water system shall be considered as made up of two (2) parts: The utility system and the customer system.~~

~~1. The utility system shall consist of the source facilities and the distribution systems and shall include all those facilities of the water system under the complete control of the city, up to the point where the customer system begins.~~

~~2. The customer system shall include those parts of the facilities beyond the termination of the utility system which are utilized in conveying domestic water to points of use.~~

13.16.030 ENFORCEMENT.

The Director of ~~Maintenance Services~~ *Public Works (Director)* shall enforce the provisions of this chapter and *the CCCMP or shall designate a Program Coordinator (Coordinator) to perform such enforcement. The Director or Coordinator* shall have the responsibility for making interpretations of this chapter, issuing operating permits, for deciding upon the approval of materials, equipment and devices required to be installed hereunder and establishing approved testing facilities.

13.16.040 BACKFLOW PREVENTION DEVICES.

A. Where required. An approved backflow prevention assembly shall also be installed on each service line to the customer system at or near the property line or immediately inside the building being served, but in all cases before the first branch line leading off the service line, wherever the following conditions exist:

1. In the case of premises having an auxiliary water supply which is not or may not be of safe bacteriological or chemical quality and which has not been accepted as an additional source by the city, the public water system shall be protected against backflow from the premises by installing an approved backflow prevention assembly in the service line appropriate to the degree of hazard.

2. In the case of premises on which any industrial fluids or any other objectionable substance is handled in such a fashion as to create an actual or potential hazard to the public water system, the public system shall be protected against backflow from the premises by installing an approved backflow prevention assembly in the service line appropriate to the degree of hazard. This shall include the handling of process waters and waters originating from the utility system which have been subject to deterioration in quality.

3. In the case of premises having internal cross-connection that cannot be permanently corrected or controlled; or intricate plumbing and piping arrangements or where entry to all portions of the premises is not readily accessible for inspection purposes, making it impracticable or impossible to ascertain whether or not dangerous cross-connections exist, the public water system shall be protected against backflow from the premises by installing an approved backflow prevention assembly in the service line.

4. In the event that the provisions of ~~California Code of Regulations, Title 17~~ *the CCCPH* as the same may be amended from time to time or its successor provisions, pertaining to where backflow and cross-connection devices are required, mandate greater or more stringent requirements than as set forth in this § 13.16.040, then such provisions ~~of said Title 17 pertaining thereto~~ shall apply notwithstanding the provisions of this § 13.16.040.

B. Type required. The type of protective assembly required for the premises shall depend upon the degree of hazard which exists, as follows:

1. In the case of any premises where there is an auxiliary water supply as stated in paragraph A. above of this section and it is not subject to any of the following rules, the public water system shall be protected by an approved air-gap separation or an approved reduced pressure principle backflow prevention assembly.

2. In the case of any premises where there is water of a substance that would be objectionable but not hazardous to health, if introduced into the public water system, the public water system shall be protected by an approved double check valve assembly at each service connection.

3. In the case of any premises where there is any material dangerous to health which is handled in such a fashion as to create an actual or potential hazard to the public water system, the public water system shall be protected by an approved air-gap separation or an approved reduced pressure principle backflow prevention assembly at each service connection. Examples of premises where these conditions exist, include, but are not limited to, sewage treatment plants, sewage pumping stations, chemical manufacturing plants, hospitals, mortuaries and plating plants.

4. In the case of any premises where there are uncontrolled cross-connections, either actual or potential, the public water system shall be protected by an approved air-gap separation or an approved reduced pressure principle backflow prevention assembly at each service connection.

5. In the case of any premises where, because of security requirements or other prohibitions or restrictions, it is impossible or impractical to make a complete in-plant cross-connection survey, the public water system shall be protected against backflow from the premises by either an approved air-gap separation or an approved reduced pressure principle backflow prevention assembly on each service connection to the premises.

6. In the event that the provisions of ~~California Code of Regulations, Title 17,~~ *the CCCPH* as the same may be amended from time to time or its successor provisions, pertaining to the type of backflow and cross-connection devices required to be installed for a given degree of hazard, mandate a different or more stringent requirement for a given degree of hazard, then such provisions ~~of said Title 17 pertaining thereto~~ shall apply notwithstanding the provisions of this paragraph B.

C. Approval.

1. Any backflow prevention assembly required herein shall be a model and size approved by the Director *or Coordinator*. The term “approved backflow prevention assembly” shall mean an assembly that has been manufactured in full conformance with the standards established by the American Water Works Association entitled:

AWWA C506-84 Standards for Reduced Pressure Principle and Double Check Valve Backflow Prevention Devices; and that meets laboratory and field performance specifications of the Foundation for Cross-Connection Control and Hydraulic Research of the University of Southern California established by:

Specifications of Backflow Prevention

Assemblies § 10 of the most current issue of the Manual of Cross-Connection Control.

2. ~~Said~~ AWWA ~~and FCCC&HR~~ standards and specifications have been adopted by the Director. Final approval shall be evidenced by a "certificate of approval" issued by an approved testing laboratory certifying full compliance with ~~said~~ *such* AWWA standards and ~~FCCC&HR~~ specifications.

~~3. The Director shall formulate a list of approved testing laboratories.~~

13.16.050 OPERATING PERMIT REQUIRED.

A. Required. It shall be unlawful for any person, firm, partnership or corporation which is a water customer of the city and whose premises requires the installation and maintenance of a backflow prevention device to obtain water from the city without first obtaining an operating permit issued by the Director *or Coordinator* and approval the backflow prevention device(s) installed, or to be installed, at the premises and otherwise complying with any and all terms and provisions of this chapter.

B. Application. Every person, firm, partnership or corporation required to obtain an operating permit hereunder shall make application to the Director *or Coordinator* for issuance of such operating permit prior to commencement of any activities requiring the installation of a backflow prevention device. Such application shall be in the form prescribed by the Director *or Coordinator* and shall include therein the following information:

1. Location of premises.

2. Numbered and location of service connections.

3. Name, model and type of device proposed to be installed and the location thereof.

4. Type of use requiring installation of backflow prevention device; i.e., process water, contaminated water, plating operation, and the like.

5. Plans and specifications as necessary to show the method of operation of the customer's premises.

6. Such other and further information as the Director *or Coordinator* may require.

7. The application shall be executed by the owner, or authorized representative thereof, under penalty of perjury as to the truth of the facts contained therein.

C. Renewal. Any water customer upon whose premises exists a previously approved backflow prevention device shall provide the Director *or Coordinator* the information required under paragraph A. above, certifying, under penalty of perjury, that the conditions under which the operating permit was initially issued have not changed or, if changed, the changed conditions existing at the premises.

D. Inspection. Upon approval by the Director *or Coordinator* of the type of backflow prevention device to be installed, and the location thereof, the customer shall obtain any and all building, plumbing, mechanical or other permits required by the city code and cause the same to be installed in accordance therewith. Upon installation, and prior to operation of the facility, the backflow prevention device shall be inspected and subjected to such testing as the Director *or Coordinator* may require to ensure proper operation thereof. Upon successful completion of such inspection and testing, the Director *or Coordinator* shall issue the operating permit.

E. Annual inspection. Every person, firm, partnership or corporation required to install and maintain a backflow prevention device pursuant to the provisions of this chapter shall have such device tested and inspected by the Director *or Coordinator*, at least annually. Failure to allow such inspection and testing, or failure of the device to pass any such test or inspection in accordance with the standards imposed hereby, shall be grounds for cessation of water service to the premises. Except where the Director *or Coordinator* determines that the public health and safety mandate the immediate disconnection of the premises from the city water supply, the Director *or Coordinator* shall provide to the water customer a reasonable time, not to exceed ten (10) days, to repair or replace the defective device and cause the same to be tested and inspected, or to permit entry to the premises for inspection and testing.

F. Additional inspections. In the event the Director *or Coordinator* determines, or has reasonable cause to believe, that a backflow prevention device has been disconnected or tampered with, or the device has failed to operate properly, the Director *or Coordinator* may require an inspection and testing thereof. In addition, the Director *or Coordinator* may establish a testing and/or inspection program to monitor such devices on a basis consistent with any apparent threat to the public health, safety or welfare.

~~G. Existing devices. All presently installed backflow prevention assemblies which do not meet the requirements of this chapter but were approved devices for the purposes described herein at the time of installation and which have been properly maintained, shall, except for the inspection and maintenance requirements imposed hereby, be excluded from the requirements of these rules so long as the Director is assured that they will satisfactorily protect the utility system. Whenever the existing device is moved from the present location or requires more than minimum maintenance or when the Director finds that the maintenance thereof constitutes a hazard to health,~~

~~the unit shall be replaced by an approved backflow prevention assembly meeting the requirements of this chapter.~~

~~H~~*G*. Fees. In addition to any other fees or charges levied or imposed by the city code for building, plumbing, mechanical or other permits for installation, any person, firm, partnership or corporation required to install and maintain a backflow prevention device shall pay the fee established by resolution of the City Council for the operating permit and inspection and testing of backflow prevention devices required by this chapter.

13.16.060 RIGHT OF ENTRY.

A. The Director *or Coordinator* shall have the authority to enter any building or premises for the purpose of investigating the existence of suspected or reported damage, defects, disconnection or tampering with an approved backflow prevention device, or to determine whether or not such a device is required on the premises, in order to protect the public water supply and the public health, safety and welfare of the community. In addition, the Director *or Coordinator* is authorized to enter any building or premises in order to inspect any backflow prevention device for purposes of issuing an operating permit.

B. Except in emergency situations, the Director *or Coordinator* shall not enter any building or premises without the consent of the owner or occupant thereof, unless he or she possesses a search warrant authorizing entry and search of the premises. No person shall hinder or prevent the Director *or Coordinator* while in the performance of the duties herein described as emergency situations or while in possession of a search warrant, from entering upon and into any and all premises under his or her jurisdiction, at all reasonable hours, for the purpose of inspecting the same to determine whether or not the provisions of this chapter and all other applicable laws or ordinances pertaining to the protection of persons or property are observed therein.

13.16.070 APPEALS.

A decision of the Director *or Coordinator* regarding the interpretation or implementation of any provision of this chapter shall be final and shall become effective forthwith upon the service of the decision of the Director *or Coordinator*, in writing, upon the applicant or water customer. For purposes of this section, service upon the applicant or water customer shall mean either personal delivery or placement in the United States mail, postage prepaid, and addressed to the applicant or water customer at his or her last known business address; provided, however, that the applicant or water customer may, within ten (10) days after the effective date of the decision of the Director *or Coordinator*, file an appeal with the City Clerk, in writing, specifying the reason or reasons for the appeal and requesting that the board of appeals review the decision of the Director *or Coordinator*.

13.16.080 BOARD OF APPEALS.

The City Council shall act as a Board of Appeals in making a final determination of any appeal filed in accordance with this chapter. The City Clerk shall schedule a hearing on the appeal at reasonable times at the convenience of the Board of Appeals, but not later than thirty (30) days after receipt of the written appeal. The applicant or water customer may appear in person before the Board or be represented by an attorney and may introduce evidence to support his or her claim. The Director *or Coordinator* shall transmit to the Board all records, papers, documents and other materials in support of his or her decision and shall provide a copy thereof to the person appealing the decision of the Director *or Coordinator*. The person appealing the decision of the Director *or Coordinator* shall cause, at his or her own expense, any tests or research required by the Board to substantiate his or her claim to be performed or otherwise carried out. The Board may continue such appeal hearing from time to time as deemed necessary by the Board. The Board may, by resolution, affirm, reverse, or modify, in whole or in part, any appealed decision, determination or interpretation of the Director *or Coordinator*. A copy of the resolution adopted by the Board shall be mailed to the appellant and the Board's decision shall be final upon the mailing, by United States mail, postage prepaid, to the appellant's last known address of record and the decision of the Board shall be final upon the mailing of such resolution.

13.16.090 FINDINGS BY CITY COUNCIL.

The City Council hereby finds the failure to install and/or properly maintain any required backflow prevention device in good working order by any person constitutes a public nuisance.

City of Brea

City Council Regular Meeting Communication

B. Ordinance to Amend the Brea City Code Chapter 16.08: Fireworks

Meeting	Agenda Group
Tuesday, May 6, 2025, 7:00 PM	ADMINISTRATIVE ITEMS Item: 4B.

TO	FROM
Honorable Mayor and City Council Members	Kristin Griffith, City Manager

RECOMMENDATION

Waive full reading of and introduce Ordinance No. 1262, "An Ordinance of the City Council of the City of Brea amending the Brea City Code to update the fireworks ban and approving a CEQA Exemption" by title only.

BACKGROUND/DISCUSSION

Brea City Code Section 16.08.010 prohibits the sale, use, or discharge of any fireworks including “safe and sane fireworks” as defined by the State. Fireworks pose significant safety risks to the residents of Brea and increase the potential for wildfires, especially in hillside areas. Despite previous enforcement efforts, illegal fireworks usage continues to be a pervasive issue. The discharge of commercial-style fireworks mortars, in particular, has become increasingly prevalent, leading to heightened concerns for public safety and property damage.

Past enforcement strategies have included community outreach and education, coordinated police and fire proactive patrols, and increased fines, yet these measures have not deterred violators effectively. To address these challenges, proposed Ordinance No. 1262 will amend Chapter 16.08 of the City Code to enhance enforcement capabilities. Additionally, enforcement will be made more effective by the use of innovative strategies such as the Brea Police Department’s new Drone as First Responder (DFR) program.

PUBLIC SAFETY & FIRE RISK CONCERNS:

Recent data from the National Fire Protection Association (NFPA) and U.S. Consumer Product Safety Commission (CPSC) highlights the dangers of fireworks:

- In 2023, an estimated 9,700 fireworks-related injuries were treated in U.S. hospital emergency rooms, slightly down from 10,200 injuries in 2022
    - 60% of injuries affected individuals 0 - 24 years of age.
- In 2022, fireworks were started an estimated 31,302 fires, including
    - 3,504 structure fires, 887 vehicle fires 26,492 outside fires, and 418 unclassified fires
    - Fireworks have been a contributing factor in numerous wildfires, with dry conditions in Southern California exacerbating the risk.

Given Brea’s proximity to wildfire-prone areas, stricter enforcement measures are imperative to prevent catastrophic fires and protect residents and properties.

PROPOSED CODE AMENDMENT & ENFORCEMENT STRATEGIES:

The proposed amendment includes the following key provisions:

- Prohibits “hosts” from permitting or failing to prevent the sale, use, or discharge of fireworks on their property or on an adjacent public or private street or sidewalk.
- Enhances administrative fines for repeat offenders
- Incorporates statutory mandate that State Fire Marshal be reimbursed for costs associated with disposal of “dangerous fireworks” as defined by the State.

The Brea Police Department’s proposed enforcement strategies include:

- Expanded deterrent and enforcement tools, such as:
    - Implementation of a public education campaign to:
        - Increase awareness of the dangers and penalties associated with illegal fireworks &
        - Increase awareness of the amended ordinance and innovative strategies that will be used to enforce it.
    - Utilization of the Brea Police Department’s UAS and DFR programs to detect, track, and collect evidence of illegal fireworks activity in real time.
    - Coordination between law enforcement, fire department and code enforcement teams.

FISCAL IMPACT/SUMMARY

There is a potential for revenue increase due to fines, but there are no known expenditures directly related to the amendment of this ordinance.

RESPECTFULLY SUBMITTED:

Kristin Griffith, City Manager

Prepared by: Adam Hawley, Chief of Police

Attachments

2025 Fireworks Ordinance Presentation.pdf
Fireworks Ordinance.pdf
redline - chapter 16.08 update (fireworks).pdf

Fireworks Ordinance Update

Police, Fire, & Code Enforcement

City of BREA

CURRENT LAW IN BREA

16.08.010 – FIREWORKS PROHIBITED

"…it shall be unlawful for any person, firm, partnership or corporation to sell, use or discharge any fireworks within the city including, but not limited to, "safe and sane" fireworks…"

1.4.090 – ADMINISTRATIVE FINES

- 1st Offense - $100
- 2nd Offense within 12-mo. - $200
- 3rd and Subsequent Offenses within 12-mo. - $500

PROPOSED UPDATES

16.08.020(B) – DEFINITIONS

The term **"host"** means any person who either:

1. Owns, leases, rents, or is otherwise in lawful possession of private property.

2. Organizes, supervises, officiates, conducts, controls, or is otherwise in charge of the fireworks activity on private property or on an adjacent public or private street or sidewalk.

16.08.030 - PROHIBITION

A. It shall be unlawful for any person to sell, use, or discharge any fireworks, including safe and sane fireworks, within the city.

B. This section does not preclude the presentation of a public display of fireworks, including safe and sane fireworks, by the city or by a person under contract with the city for such purpose.

PROPOSED UPDATES (Cont.)

16.08.040 – HOST LIABILITY

A. It shall be unlawful for a host to permit or fail to prevent the sale, use, or discharge of fireworks, including safe and sane fireworks, on the host's property or on an adjacent public or private street or sidewalk.

16.08.050 – PARENT LIABILITY

Every parent, guardian, or other person who has the legal care, custody, or control of any person under the age of eighteen (18) years, and who knows or reasonably should know that such minor is in violation of this chapter, may be issued an administrative citation in addition to any administrative citation issued to such minor.

PROPOSED UPDATES (Cont.)

16.08.060(B) - VIOLATIONS

- 1st Offense - $250
- 2nd Offense within 12-mo. - $500
- 3rd and Subsequent Offenses within 12 mo. - $1,000

The administrative fine amount shall escalate regardless of whether the second or additional violations involve the same or a different provision of this chapter.

ENFORCEMENT PLAN

- Public Education
- Utilization of PD UAS & DFR Programs to Detect, Track, and Collect Evidence
- Coordinated Response between PD, FD, and Code Enforcement

RECOMMENDATION

Waive full reading and introduce Ordinance No. _____ by title only.

QUESTIONS & FEEDBACK

ORDINANCE NO. ____

AN ORDINANCE OF THE CITY COUNCIL OF THE CITY OF BREA AMENDING THE BREA CITY CODE TO UPDATE THE FIREWORKS BAN AND APPROVING A CEQA EXEMPTION DETERMINATION

THE CITY COUNCIL OF THE CITY OF BREA DOES ORDAIN AS FOLLOWS:

A. <u>RECITALS:</u>

(i) Pursuant to state law, including Health and Safety Code Section 12541, the City has the power to prohibit the sale, use, and discharge of fireworks.

(ii) The City Council desires to update the City's existing ban on fireworks to address host liability, increase administrative fines, and provide for reimbursement of State Fire Marshal costs associated with disposal of dangerous fireworks.

(iii) This Ordinance is a valid exercise of the local police power and in accord with State law.

(iv) All legal prerequisites to the adoption of this Ordinance have occurred.

B. <u>ORDINANCE:</u>

<u>SECTION 1.</u> Declaration. The facts set forth in the Recitals, Part A of this Ordinance, are true and correct.

<u>SECTION 2.</u> Code Amendment. Chapter 16.08 (Fireworks) of Title 16 (Fire Safety) of Part II (Development Code) of the Brea City Code is amended to read as follows:

"**CHAPTER 16.08: FIREWORKS**

16.08.010 Title.

This chapter shall be known and may be cited as the "Brea Fireworks Ordinance."

16.08.020 Definitions.

In addition to the definitions set forth in Sections 1.00.050 and 1.04.050 of this

code, for purpose of this chapter the following definitions shall apply:

A. The terms “fireworks,” “dangerous fireworks,” and “safe and sane fireworks” shall have the respective meaning specified in the State Fireworks Law (Health and Safety Code § 12500 et seq.).

B. The term “host” means any person who either:

1. Owns, leases, rents, or is otherwise in lawful possession of private property.

2. Organizes, supervises, officiates, conducts, controls, or is otherwise in charge of the fireworks activity on private property or on an adjacent public or private street or sidewalk.

16.08.030 Prohibition.

A. It shall be unlawful for any person to sell, use, or discharge any fireworks, including safe and sane fireworks, within the city.

B. This section does not preclude the presentation of a public display of fireworks, including safe and sane fireworks, by the city or by a person under contract with the city for such purpose.

16.08.040 Host Liability.

A. It shall be unlawful for a host to permit or fail to prevent the sale, use, or discharge of fireworks, including safe and sane fireworks, on the host’s property or on an adjacent public or private street or sidewalk.

B. There is a rebuttable presumption that the record owner of a private property as shown on the county’s latest equalized property tax assessment roll, and any lessee of the property, have notice of fireworks discharge violations occurring on the

property or on an adjacent public or private street or sidewalk.

C. This section shall not apply to a host who contacts law enforcement or fire officials for assistance in terminating the sale, use, or discharge of fireworks if the request is made before any other person contacts law enforcement or fire officials to report the activity.

16.08.050 Parent Liability.

Every parent, guardian, or other person who has the legal care, custody, or control of any person under the age of eighteen (18) years, and who knows or reasonably should know that such minor is in violation of this chapter, may be issued an administrative citation in addition to any administrative citation issued to such minor.

16.08.060 Violations.

A. Violations of this chapter shall be punishable by criminal, civil, and administrative penalties in accordance with Chapter 1.04 of this code. Each violation, whether on the same day or a different day, shall constitute a separate violation and shall be subject to a separate criminal, civil, or administrative penalty.

B. For violations of this chapter, the administrative fine shall be in the amount of two hundred fifty dollars ($250) for a first violation, five hundred dollars ($500) for a second violation, and one thousand dollars ($1,000) for each additional violation within a twelve (12) month period. The administrative fine amount shall escalate regardless of whether the second or additional violations involve the same or a different provision of this chapter.

C. Administrative fines collected for violations related to the possession of 25 pounds or less of dangerous fireworks shall not be subject to Health and Safety Code

§ 12706. However, in addition to payment of administrative fines, the responsible person shall liable for the State Fire Marshal's costs associated with the disposal of seized fireworks."

SECTION 3. CEQA. The City Council finds and determines that adoption of this Ordinance is exempt from California Environmental Quality Act review pursuant to statutory and categorical exemptions including California Code of Regulations Title 14, Section 15061(b)(3).

SECTION 4. Severability. If any section, subsection, sentence, clause, phrase, or portion of this Ordinance is for any reason held to be invalid or unconstitutional by the decision of any court of competent jurisdiction, such decision shall not affect the validity of the remaining portions of this Ordinance. The City Council declares that it would have adopted this Ordinance and each section, subsection, sentence, clause, phrase, or portion thereof irrespective of the fact that any one or more sections, subsections, sentences, clauses, phrases, or portions be declared invalid or unconstitutional.

SECTION 5. The City Clerk shall certify to the adoption of this Ordinance.

APPROVED AND ADOPTED this __ day of _____, 2025.

_____
Blair Stewart, Mayor

ATTEST: _____
Lillian Harris-Neal, City Clerk

I, Lillian Harris-Neal, City Clerk of the City of Brea, do hereby certify that the foregoing Ordinance was introduced at a regular meeting of the City Council of the City of Brea held on the ___ day of _____, 2025, and was finally passed at a regular meeting of the City Council of the City of Brea held on the ____ day of _____, 2025, by the following vote:

AYES: COUNCIL MEMBERS:

NOES: COUNCIL MEMBERS:

ABSENT: COUNCIL MEMBERS:

ABSTAIN: COUNCIL MEMBERS:

DATED: _____, 2025

_____
Lillian Harris-Neal, City Clerk

BREA CITY CODE CHAPTER 16.08 UPDATE

Text to be added shown in *italics*
Text to be deleted shown in ~~strike-through~~

CHAPTER 16.08: FIREWORKS

~~**16.08.010 Fireworks Prohibited; Exception.**~~

~~Subject to the exception set forth below in this section, it shall be unlawful for any person, firm, partnership or corporation to sell, use or discharge any fireworks within the city including, but not limited to, "safe and sane" fireworks as that term is defined in Cal. Health & Safety Code, Part 2 of Division 11, as the same may be amended from time to time hereafter.~~

~~**EXCEPTION:** Nothing in this chapter shall preclude the presentation of a public display of fireworks including, but not limited to, "safe and sane" fireworks, by the city. The City Council may contract with a person, firm, partnership or corporation to provide such public display upon terms and conditions deemed advisable by the City Council.~~

16.08.010 Title.

This chapter shall be known and may be cited as the "Brea Fireworks Ordinance."

16.08.020 Definitions.

In addition to the definitions set forth in Sections 1.00.050 and 1.04.050 of this code, for purpose of this chapter the following definitions shall apply:

A. The terms "fireworks," "dangerous fireworks," and "safe and sane fireworks" shall have the respective meaning specified in the State Fireworks Law (Health and Safety Code § 12500 et seq.).

B. The term "host" means any person who either:

1. Owns, leases, rents, or is otherwise in lawful possession of private property.

2. Organizes, supervises, officiates, conducts, controls, or is otherwise in charge of the fireworks activity on private property or on an adjacent public or private street or sidewalk.

16.08.030 Prohibition.

A. It shall be unlawful for any person to sell, use, or discharge any fireworks, including safe and sane fireworks, within the city.

B. This section does not preclude the presentation of a public display of fireworks, including safe and sane fireworks, by the city or by a person under contract with the city for such purpose.

16.08.040 Host Liability.

A. It shall be unlawful for a host to permit or fail to prevent the sale, use, or discharge of fireworks, including safe and sane fireworks, on the host's property or on an adjacent public or private street or sidewalk.

B. There is a rebuttable presumption that the record owner of a private property as shown on the county's latest equalized property tax assessment roll, and any lessee of the property, have notice of fireworks discharge violations occurring on the property or on an adjacent public or private street or sidewalk.

C. This section shall not apply to a host who contacts law enforcement or fire officials for assistance in terminating the sale, use, or discharge of fireworks if the request is made before any other person contacts law enforcement or fire officials to report the activity.

16.08.050 Parent Liability.

Every parent, guardian, or other person who has the legal care, custody, or control of any person under the age of eighteen (18) years, and who knows or reasonably should know that such minor is in violation of this chapter, may be issued an administrative citation in addition to any administrative citation issued to such minor.

16.08.060 Violations.

A. Violations of this chapter shall be punishable by criminal, civil, and administrative penalties in accordance with Chapter 1.04 of this code. Each violation, whether on the same day or a different day, shall constitute a separate violation and shall be subject to a separate criminal, civil, or administrative penalty.

B. For violations of this chapter, the administrative fine shall be in the amount of two hundred fifty dollars ($250) for a first violation, five hundred dollars ($500) for a second violation, and one thousand dollars ($1,000) for each additional violation within a twelve (12) month period. The administrative fine amount shall escalate regardless of whether the second or additional violations involve the same or a different provision of this chapter.

C. Administrative fines collected for violations related to the possession of 25 pounds or less of dangerous fireworks shall not be subject to Health and Safety Code § 12706. However, in addition to payment of administrative fines, the responsible person shall liable for the State Fire Marshal's costs associated with the disposal of seized fireworks.

City of Brea

City Council Regular Meeting Communication

A. April 15, 2025 Regular City Council Meeting Minutes

Meeting	Agenda Group
Tuesday, May 6, 2025, 7:00 PM	CONSENT CALENDAR Item: 5A.

TO	FROM
Honorable Mayor and City Council Members	Kristin Griffith, City Manager

RECOMMENDATION

Approve.

RESPECTFULLY SUBMITTED:

Kristin Griffith, City Manager

Prepared by: Victoria Popescu, Deputy City Clerk

Concurrence: Lillian Harris-Neal, City Clerk

Attachments

04-15-2025 - Draft Minnutes.pdf

**** The following document is a draft of the minutes and the not the official approved minutes ****

Minutes for the City Council Regular Meeting

1 Civic Center Circle, Brea, California 92821

April 15, 2025

Roll Call: *(The following members were in attendance)*

- **Blair Stewart,** Mayor
- **Cecilia Hupp,** Mayor Pro Tem
- **Christine Marick,** Council Member
- **Marty Simonoff,** Council Member
- **Steve Vargas,** Council Member

1. STUDY SESSION - EXECUTIVE CONFERENCE ROOM 3RD FLOOR - 6:30 P.M.

1A. Call to Order/Roll Call-

Mayor Stewart called the Study Session to order at 6:30 p.m. All members were present.

1B. Public Comment-

Bev Perry spoke regarding the Mercury Lane project, indicating the project is under parked by 25 spots. She inquired if there is a way to add additional parking, requested staff explore other options for adjacent off-site parking, and asked staff to contact OCTA to discuss the opportunity to add a bus stop close to the project site.

1C. Clarify Regular Meeting Topics -

Council Member Vargas announced he will be recusing himself from voting on item 4B (waive full reading of and adopt Ordinance No. 1256, An Ordinance of the City of Brea approving Zone Change No. 2024-01 for the Brea Plaza Shopping Center Residential Project) and item 4C (waive full reading of and adopt Ordinance No. 1257 An Ordinance of the City of Brea approving Zone Change No. 2024-02 for the Greenbriar Residential Development Project and Ordinance No. 1258, An Ordinance of the City of Brea approving Development Agreement No. 2024-01 by and between the City of Brea and Lennar Homes of California, LLC regarding the Greenbriar Residential Development).

1D. Project Preview: The Mercury Lane Affordable Housing Development-

Assistant Planner Rubiano provided a presentation that included the a background on the Mercury Lane project, applicant information, project proposal, proposed renderings, preliminary assessment, parking, affordable housing and funds request, recommendation and next steps.

Council discussed the allocation of units between seniors and veterans, the evaluation of qualified renters, and the need for additional parking on-site parking. They also discussed other options for parking and encouraged staff to speak with Mercury to evaluate options for use of their parking structure, and with OCTA to explore placing a bus stop on Berry Street in the adjacent area. They also discussed the Fund 280 balance, the senior subsidy program, and loan terms.

1E. Council Member Reports/Requests-

None.

1F. Study Session Adjournment-

Mayor Stewart adjourned the Study Session at 6:54 p.m.

2. GENERAL SESSION - COUNCIL CHAMBERS PLAZA LEVEL - 7:00 P.M.

2A. Call to Order/Roll Call

Mayor Stewart called the General Session to order at 7:03 p.m. All members were present.

2B. Pledge of Allegiance: Brea Girl Scouts

Brea Girl Scouts led the Pledge of Allegiance.

2C. Invocation: Pastor Dan Crane, Formation Church

Pastor Dan Crane, Formation Church, led the invocation.

2D. Presentation: OC Free Gun Lock Program

Orange County Board of Supervisors Chairman Doug Chaffee displayed a video presentation on the OC Free Gun Locks Program. He also spoke about the program and presented Brea Police Lieutenant Haddad a Certificate of Recognition of his partnership in the OC Free Gun Locks Program.

2E. Report - Prior Study Session

City Manager Griffith provided a report on the prior Study Session.

2F. Community Announcements

Council Member Vargas announced that "Go. Serve. Brea.", a community-wide day of service, will take place on Saturday, April 26. He stated that this event is modeled after the previous, Love Brea and that volunteers are needed to work on a variety of city-wide service projects to show their love for Brea. He directed those interested in volunteering or contributing to the event to visit the City website.

Council Member Marick announced that a Wildfire Preparedness Workshop will take place on Thursday, May 29 at 6:00 p.m., at the Brea Community Center. She indicated that members of the community are welcome to join the Brea Fire, Police and Public Works Departments and learn how to stay safe during wildfires, and guest speaker Rich Snyder, Retired Sierra Madre Fire Captain/Fire Marshal, will share his experience saving his home from the Altadena wildfire and offer tips to protect homes. She directed the community to the City website for additional information.

2G. Matters from the Audience

Sean Thomas spoke about the fire hydrant and stop sign on the corner of Flower and Ash and indicated that cars often block the space. He requested the curb be painted to prevent drivers from parking in front of the hydrant. He also spoke about unattended children on the Tracks and wished the community a happy Easter, Passover and Ramadan.

2H. Response to Public Inquiries

Mayor Stewart responded to public inquiries.

3. ADMINISTRATIVE ITEMS

3A. Brea 2050: Focused General Plan Update and Brea Core Specific Plan - Draft Changes to the Land Use Designations and Land Use Map

City Planner Hwang provided a presentation and spoke about the background of the item, vision plan, and introduced the City's consultants.

Amanda Tropiano, De Novo Planning Group, spoke about land use planning considerations, land use/zoning designations, existing land use designations, examples of existing land uses for residential, commercial, industrial, and mixed use. She also spoke about other examples of density, existing general plan land use maps, parcels with proposed general plan land use change, parcels with land use designation consideration changes, existing general plan land uses with existing brea core area zoning, areas with a proposed brea core area zoning change, summary of changes, buildout factors, statistical summary, and next steps. Additionally, she provided a draft outline of the general plan, draft outline of the core area and next steps.

Council thanked staff, consultants and the General Plan Steering Committee for their work on this item. They also discussed public noticing for proposed changes; and the La Vida Hot Springs zoning information and the consideration of preserving existing zoning in that area.

Motion was made by Mayor Pro Tem Hupp and seconded by Council Member Simonoff to authorize staff to move forward with the next steps, including initiation of the required environmental review. Motion passed 5-0-0-0 (Ayes: Stewart, Hupp, Marick, Simonoff, Vargas).

3B. Affordable Housing Agreement with Brea 32, LLC and Homebuyer Down-Payment Assistance Funding Request for the South Brea Townhomes Project

Senior Management Dao provided a presentation on the item and spoke about recommendations, prior affordable housing efforts, the South Brea Townhome project, prior affordable housing efforts, housing funds available, and down-payment assistance options.

Council discussed the ongoing obligations for Fund 280, previous fund balance for both Funds 270 and 280 and provisions in the purchaser affordability agreements related to buyer income levels. They also discussed the scenarios and breakdowns should grant funding be awarded or not.

Motion was made by Council Member Vargas and seconded by Council Member Marick to approve an Affordable Housing Agreement with Brea 32, LLC for the South Brea Townhomes Project ("Project"); authorize the City Manager to: a. Execute the Affordable Housing Agreement; b. Execute the following two documents with four buyers of the affordable units at South Brea Townhomes: i. Purchaser Affordability Agreement; and ii. Notice of Affordability Restrictions. c. Administratively make non-monetary revisions to the Affordable Housing Agreement and related documents as necessary or appropriate; approve a California Environmental Quality Act ("CEQA") Exemption Determination pursuant to CEQA Guidelines Section 15061(b)(3); discuss options and provide direction to staff regarding the use of City Housing funds to provide down-payment assistance loans, in an amount not to exceed $400,000.00 to four Low-Income buyers of the affordable units at South Brea Townhomes; and amend the City's Fiscal Year 2024-25 Operating Budget to appropriate an amount not to exceed $400,000.00 from the Affordable Housing Trust Fund (270) or Housing Successor Fund (280) for the use of down-payment assistance loans; and authorize the City Manager to authorize payment of four down-payment assistance loans in a total amount not to exceed $400,000.00. Motion passed 5-0-0-0 (Ayes: Stewart, Hupp, Marick, Simonoff, Vargas).

3C. Introduce an Ordinance Designating Fire Hazard Severity Zones

Fire Marshall Pesqueira provided a presentation and spoke about the background of Fire Hazard Severity Zones, how zones are determined, map usage and application, impacts, adoption timeline and displayed the updated Brea Hazard Severity Zone Map.

Council discussed what is done with public comments received in response to the map; and AB 38 implications as it relates to home hardening standards on homes built prior to 2008 and brush clearance. They also discussed Zone Zero requirements and pending compliance deadlines and enforcement parameters on requirements. They also discussed the progress of the Helihydrant in the City.

Motion was made by Council Member Marick and seconded by Council Member Vargas to waive full reading of and introduce Ordinance No. 1260, "An Ordinance of the City Council of the City of Brea designating fire hazard severity zones," formally accepting and implementing the updated California Department of Forestry and Fire Protection (CAL FIRE) Local Responsibility Area (LRA) maps for our jurisdiction. Motion passed 5-0-0-0 (Ayes: Stewart, Hupp, Marick, Simonoff, Vargas).

4. CONSENT CALENDAR

Council Member Vargas indicated he will be recusing himself from voting on item 4B [Second Reading of Ordinance No. 1256 - Zone Change No. 2024-01: Brea Plaza Shopping Center Residential Project (Brea Plaza Living)] and 4C [Second Reading of Ordinance No. 1257 - Zone Change No. 2024-02 and Ordinance No. 1258 - Development Agreement No. 2024-01 (Greenbriar Residential Development Project)].

Council Member Marick thanked staff for their work to improve parking ratios for the Greenbriar project.

Motion was made by Council Member Simonoff and seconded by Mayor Pro Tem Hupp to approve City Council Consent Items 4A - 4F, with Council Member Vargas recused on item 4B and 4C. Motion passed 5-0-0-0 (Ayes: Stewart, Hupp, Marick, Simonoff, Vargas). For Items 4B and 4C, 5-0-0-1 (Ayes: Stewart, Hupp, Marick, Simonoff. Recused: Vargas).

4A. April 1, 2025 Regular Meeting Minutes

The City Council approved the April 1, 2025 Regular Meeting Minutes.

4B. Second Reading of Ordinance No. 1256 - Zone Change No. 2024-01: Brea Plaza Shopping Center Residential Project (Brea Plaza Living)

The City Council waived full reading and adopted Ordinance No. 1256, An Ordinance of the City of Brea approving Zone Change No. 2024-01 for the Brea Plaza Shopping Center Residential Project.

4C. Second Reading of Ordinance No. 1257 - Zone Change No. 2024-02 and Ordinance No. 1258 - Development Agreement No. 2024-01 (Greenbriar Residential Development Project)

The City Council waived full reading of and adopted Ordinance No. 1257, An Ordinance of the City of Brea approving Zone Change No. 2024-02 for the Greenbriar Residential Development Project, and Ordinance No. 1258, An Ordinance of the City of Brea approving Development Agreement No. 2024-01 by and between the City of Brea and Lennar Homes of California, LLC regarding the Greenbriar Residential Development.

4D. Annual Engineer's Report for Landscape and Lighting Maintenance Districts Nos. 1, 2, 3, 4, 5, 6 and 7

The City Council received and approved the Annual Engineer's Report for Landscape and Lighting Maintenance Districts Nos. 1, 2, 3, 4, 5, 6 and 7 and adopt Resolutions No. 2025-26 to 2025-32 to set a Public Hearing for each District on June 17, 2025, at 7:00 p.m.

4E. Monthly Report of Investments for the City of Brea for Period Ended March 31, 2025

The City Council received and filed the Monthly Report of Investments for the City of Brea for Period Ended March 31, 2025.

4F. March Outgoing Payment Log and City Disbursement Register for April 4, 2025

The City Council received and filed the March Outgoing Payment Log and City Disbursement Register for April 4, 2025.

5. CITY/SUCCESSOR AGENCY - CONSENT

Motion was made by Mayor Pro Tem Hupp and seconded by Council Member Simnooff, to approve the City/Successor Agency Consent item 5A. Motion passed 5-0-0-0 (Ayes: Stewart, Hupp, Marick, Simonoff, Vargas).

5A. Monthly Report of Investments for the Successor Agency to the Brea Redevelopment Agency for Period Ended March 31, 2025

The City Council, as the Successor Agency, received and filed the Monthly Report of Investments for the Successor Agency to the Brea Redevelopment Agency for Period Ended March 31, 2025.

6. ADMINISTRATIVE ANNOUNCEMENTS

6A. City Manager

None.

6B. City Attorney

None.

6C. Council Requests

None.

7. COUNCIL ANNOUNCEMENTS

7A. Council Announcements

None.

8. ADJOURNMENT

8A. Meeting Adjournment

Mayor Stewart adjourned the General Session at 8:29 p.m.

City of Brea

City Council Regular Meeting Communication

B. Adopt a Resolution Establishing the City of Brea Master Employee Pay Schedule to Comply with CalPERS Regulations

Meeting	Agenda Group
Tuesday, May 6, 2025, 7:00 PM	CONSENT CALENDAR Item: 5B.

TO	FROM
Honorable Mayor and City Council Members	Kristin Griffith, City Manager

RECOMMENDATION

Adopt a resolution establishing the updated City of Brea Master Employee Pay Schedule confirming the pay rates/ranges as of May 6, 2025, and July 5, 2025, for all City of Brea established positions in order to comply with CalPERS regulations.

BACKGROUND/DISCUSSION

The City Council approves all salary schedules which include classification titles and pay rates/ranges at the time a Memorandum of Understanding (MOU) for each bargaining unit is approved; when updates to the Employment and Benefit Policy for Unrepresented Employees are approved; or when specific wage and classification title adjustments are needed. The City has a long-standing practice of posting these approved salary schedules on the City website, www.cityofbrea.gov, and the City's internal website (intranet), as well as having copies available in the Human Resources Division.

In addition, the City Council approves the employment agreements for the City Manager and the Executive Compensation Plan for department directors which include salaries. The City Manager and Executives' salaries are also listed on the City's website. The amount of monthly compensation the City Council receives is addressed in the Brea Municipal Code, Section 2.00.130, City Council Salaries, and is set in accordance with California Government Code Section 36516b.

The California Public Employees' Retirement System (CalPERS) requires that the City Council regularly adopt a master pay schedule listing all of the pay rates/ranges for all City of Brea established positions, including the City Council, and City Manager. The City has updated and added classifications and minimum wage law salaries in addition to approving a new MOU, which have and will result in changes to the wages of certain positions.

CalPERS requires that only compensation earned as defined under Government Code Section 20636 and corresponding regulations can be reported to CalPERS and considered in calculating retirement benefits. In order to determine the amount of compensation earnable, a member's pay rate is limited to the amount identified on a publicly available pay schedule. Per CCR Section 570.5, a pay schedule, among other things, must:

- Be duly approved and adopted by the employer's governing body in accordance with requirements of applicable public meetings laws;
- Identify the position title for every employee position;
- Show the pay rate as a single amount or multiple amounts within a range for each identified position;
- Indicate the time base such as hourly, daily, bi-weekly, monthly, bi-monthly, or annually;

- Be posted at the office of the employer or immediately accessible and available for public review from the employer during normal business hours or posted on the employer's Internet website;
- Indicate an effective date and date of any revisions;
- Be retained by the employer and available for public inspection for not less than five years; and
- Not reference another document in lieu of disclosing the pay rate.

Whenever new MOU contracts are negotiated, or when wage rate/range adjustments or classification title changes are approved, a staff report amending this master pay schedule is prepared for City Council consideration. The most recent MOU that was negotiated is with the Brea Fire Association which became effective July 1, 2024.

In an effort to comply with CalPERS regulations, staff recommends that the City adopt the attached resolution establishing a City of Brea Master Employee Pay Schedule confirming the pay rates/ranges for all City of Brea established positions as of May 6, 2025, and July 5, 2025.

FISCAL IMPACT/SUMMARY

The City Council of the City of Brea is required by CalPERS to adopt a resolution establishing an updated City of Brea Master Employee Pay Schedule confirming the pay rates/ranges for all City of Brea established positions as of May 6, 2025 and July 5, 2025.

There is no fiscal impact associated with the adoption of the City of Brea Master Employee Pay Schedule.

RESPECTFULLY SUBMITTED:

Kristin Griffith, City Manager

Prepared by: Candice Fisher, Sr. Human Resources Analyst

Concurrence: Mario E. Maldonado, Human Resources Manager

Attachments

Resolution No. 2025-XX - Establishing CalPERS Master Employee Salary Schedule as of May 6, 2025 and Effective July 5, 2025.pdf

City of Brea Master Salary Schedule as of May 6, 2025 and Effective July 5, 2025.pdf

RESOLUTION NO. 2025-XX

A RESOLUTION OF THE CITY COUNCIL OF THE CITY OF BREA ESTABLISHING AND APPROVING A CITY OF BREA MASTER EMPLOYEE PAY SCHEDULE CONFIRMING THE PAY RATES/RANGES FOR ALL CITY OF BREA ESTABLISHED POSITIONS.

A. RECITALS:

(i) Pursuant to the Brea City Code the City Council shall approve the salary pay rates and ranges for each classified position and may update from time to time as deemed necessary.

(ii) The California Public Employees' Retirement Law, Section 570.5 of the California Code of Regulations Title 2, requires the City of Brea to publish Pay Rates and Ranges on the City's Internet site and the City Council to approve the Pay Rates and Ranges in its entirety each time a modification is made.

(iii) City staff recommends that the City of Brea update the City of Brea Master Employee Pay Schedule confirming the pay rates/ranges for all City of Brea established positions.

(iv) The City Council deems it to be in the best interest of the City to adopt such Recommendation.

B. RESOLUTION

NOW, THEREFORE, the City Council of the City of Brea resolves, finds and determines, on the basis of the facts set forth in the agenda report presented to it and any testimony received at the meeting at which this matter was considered, as follows:

1. The City Council shall approve establishing a City of Brea Master Employee Pay Schedule confirming the pay rates/ranges for all City of Brea established positions as of May 6, 2025 and July 5, 2025.

APPROVED AND ADOPTED this 6th day of May, 2025.

_____
Blair Stewart, Mayor

ATTEST: _____
Lillian Harris-Neal, City Clerk

I, Lillian Harris-Neal, City Clerk of the City of Brea, do hereby certify that the foregoing Resolution was adopted at a regular meeting of the City Council of the City of Brea, held on the 6th day of May, 2025, by the following vote:

AYES: COUNCIL MEMBERS:

NOES: COUNCIL MEMBERS:

ABSENT: COUNCIL MEMBERS:

ABSTAIN: COUNCIL MEMBERS:

Dated: _____

_____
Lillian Harris-Neal, City Clerk

CITY OF BREA SALARY TABLE

Section 1: Regular Full-Time Classifications

Section 2: Part-Time/Temporary Classifications

Section 3: Council Members and Elected Officials

Current Revision: As of 05/06/2025 and effective 07/05/2025

SECTION 1

CITY OF BREA

SALARY TABLE AS OF MAY 6, 2025 - REGULAR FULL-TIME CLASSIFICATIONS

Job Code	Job Title	Unit	Effective Date	Approx Monthly Min. / Step 1	Step 2	Step 3	Step 4	Step 5	Step 6	Step 7	Step 8	Step 9	Step 10	Approx Monthly Max. / Step 11
B49	ACCOUNTANT I	BCEA	07/06/2024	$6,411.46	$6,571.75	$6,736.05	$6,904.45	$7,077.06	$7,253.98	$7,435.33	$7,621.22	$7,811.75	$8,007.05	$8,207.23
A31	ACCOUNTANT II	APEA	07/06/2024	$6,686.07	$6,853.22	$7,024.55	$7,200.16	$7,380.17	$7,564.67	$7,753.79	$7,947.63	$8,146.32	$8,349.98	$8,558.73
B03	ACCOUNTING TECH I	BCEA	07/06/2024	$4,292.07	$4,399.38	$4,509.36	$4,622.09	$4,737.65	$4,856.09	$4,977.50	$5,101.93	$5,229.48	$5,360.21	$5,494.22
B02	ACCOUNTING TECH II	BCEA	07/06/2024	$4,721.49	$4,839.53	$4,960.51	$5,084.52	$5,211.64	$5,341.93	$5,475.48	$5,612.37	$5,752.67	$5,896.49	$6,043.91
B07	ADMIN CLERK I	BCEA	07/06/2024	$3,677.95	$3,769.89	$3,864.14	$3,960.74	$4,059.76	$4,161.25	$4,265.28	$4,371.92	$4,481.21	$4,593.24	$4,708.08
B06	ADMIN CLERK II	BCEA	07/06/2024	$4,044.19	$4,145.30	$4,248.93	$4,355.15	$4,464.03	$4,575.63	$4,690.02	$4,807.28	$4,927.46	$5,050.65	$5,176.91
E05	ADMIN SVCS DIR	N/A	07/20/2024	$17,372.00										$20,846.46
B05	ADMINISTRATIVE ASSISTANT	BCEA	07/06/2024	$4,471.60	$4,583.39	$4,697.97	$4,815.43	$4,935.81	$5,059.21	$5,185.69	$5,315.34	$5,448.22	$5,584.42	$5,724.03
UR2	AMBULANCE OPERATOR (NS)	N/A	05/21/2024	$3,293.33										$4,215.75
A38	ASSISTANT CITY ENG	APEA	07/06/2024	$10,906.51	$11,179.17	$11,458.65	$11,745.11	$12,038.74	$12,339.71	$12,648.20	$12,964.41	$13,288.52	$13,620.74	$13,961.26
E01	ASSISTANT CITY MGR / DIR	N/A	07/20/2024	$20,412.68										$24,495.29
B46	ASSISTANT ENGINEER	BCEA	07/06/2024	$7,134.44	$7,312.80	$7,495.63	$7,683.02	$7,875.09	$8,071.97	$8,273.76	$8,480.61	$8,692.62	$8,909.94	$9,132.69
B10	ASSISTANT PLANNER	BCEA	07/06/2024	$6,350.12	$6,508.87	$6,671.59	$6,838.38	$7,009.34	$7,184.57	$7,364.18	$7,548.28	$7,736.99	$7,930.41	$8,128.68
A02	ASSOCIATE ENGINEER	APEA	07/06/2024	$8,431.17	$8,641.95	$8,858.00	$9,079.45	$9,306.44	$9,539.10	$9,777.57	$10,022.01	$10,272.56	$10,529.37	$10,792.61
A04	ASSOCIATE PLANNER	APEA	07/06/2024	$7,291.54	$7,473.82	$7,660.67	$7,852.18	$8,048.49	$8,249.70	$8,455.95	$8,667.35	$8,884.03	$9,106.13	$9,333.78
B28	ASST TO THE CITY CLERK	BCEA	07/06/2024	$4,628.04	$4,743.74	$4,862.33	$4,983.89	$5,108.49	$5,236.20	$5,367.10	$5,501.28	$5,638.82	$5,779.78	$5,924.28
A25	ASST TO THE CITY MGR	APEA	07/06/2024	$8,983.79	$9,208.39	$9,438.59	$9,674.55	$9,916.42	$10,164.33	$10,418.44	$10,678.90	$10,945.87	$11,219.52	$11,500.01
A58	BLDG & FAC ADMIN	APEA	07/06/2024	$7,857.74	$8,054.18	$8,255.53	$8,461.92	$8,673.48	$8,890.31	$9,112.56	$9,340.38	$9,573.89	$9,813.24	$10,058.58
M01	BLDG & SAFETY MGR	MGMT NS	07/06/2024	$11,940.78	$12,239.29	$12,545.28	$12,858.91	$13,180.39	$13,509.89	$13,847.64	$14,193.83	$14,548.68	$14,912.39	$15,285.20
B04	BUILDING MAINT TECH	BCEA	07/06/2024	$5,255.27	$5,386.65	$5,521.32	$5,659.35	$5,800.83	$5,945.85	$6,094.50	$6,246.86	$6,403.03	$6,563.10	$6,727.18
M23	BUILDING OFFICIAL	MGMT NS	01/21/2025	$9,810.86	$10,056.14	$10,307.54	$10,565.23	$10,829.36	$11,100.09	$11,377.60	$11,662.04	$11,953.59	$12,252.44	$12,558.75
B37	BUSINESS OUTREACH SP	BCEA	07/06/2024	$5,098.93	$5,226.41	$5,357.06	$5,490.99	$5,628.27	$5,768.98	$5,913.20	$6,061.03	$6,212.55	$6,367.86	$6,527.06
B69	BUYER	BCEA	07/06/2024	$5,382.41	$5,516.97	$5,654.90	$5,796.26	$5,941.17	$6,089.70	$6,241.94	$6,397.99	$6,557.94	$6,721.88	$6,889.93
M16	CITY CLERK	MGMT NS	07/06/2024	$11,322.17	$11,605.23	$11,895.36	$12,192.74	$12,497.56	$12,810.00	$13,130.24	$13,458.51	$13,794.97	$14,139.84	$14,493.34
B66	CITY CLERK SPECIALIST	BCEA	07/06/2024	$4,044.19	$4,145.30	$4,248.93	$4,355.15	$4,464.03	$4,575.63	$4,690.02	$4,807.28	$4,927.46	$5,050.65	$5,176.91
M02	CITY ENGINEER	MGMT NS	07/06/2024	$12,429.21	$12,739.94	$13,058.43	$13,384.89	$13,719.52	$14,062.51	$14,414.07	$14,774.42	$15,143.78	$15,522.38	$15,910.44
3	CITY MANAGER	N/A	03/29/2025	$28,424.25										
M03	CITY PLANNER	MGMT NS	07/06/2024	$11,906.59	$12,204.26	$12,509.37	$12,822.11	$13,142.67	$13,471.24	$13,808.02	$14,153.22	$14,507.05	$14,869.72	$15,241.47
N10	CIVILIAN INVESTIGATOR	POLICE	01/05/2025	$6,352.55	$6,511.14	$6,674.62	$6,842.15	$7,012.94	$7,187.79	$7,367.53	$7,552.15	$7,740.83	$7,934.39	$8,132.83
B24	CODE ENFORCE OFFICER	BCEA	07/06/2024	$6,365.43	$6,524.57	$6,687.68	$6,854.87	$7,026.24	$7,201.89	$7,381.94	$7,566.48	$7,755.64	$7,949.53	$8,148.27
B13	COMBO INSPECTOR I	BCEA	07/06/2024	$5,402.75	$5,537.82	$5,676.26	$5,818.16	$5,963.62	$6,112.71	$6,265.53	$6,422.17	$6,582.73	$6,747.30	$6,915.99
B12	COMBO INSPECTOR II	BCEA	07/06/2024	$6,365.43	$6,524.57	$6,687.68	$6,854.87	$7,026.24	$7,201.89	$7,381.94	$7,566.48	$7,755.64	$7,949.53	$8,148.27
M04	COMM & MKTG MANAGER	MGMT NS	07/06/2024	$10,220.00	$10,475.50	$10,737.39	$11,005.83	$11,280.97	$11,563.00	$11,852.08	$12,148.38	$12,452.08	$12,763.39	$13,082.47
A18	COMM & MKTNG ANALYST	APEA	07/06/2024	$7,812.39	$8,007.69	$8,207.89	$8,413.08	$8,623.41	$8,839.00	$9,059.97	$9,286.47	$9,518.63	$9,756.59	$10,000.51
M10	COMM DEV MANAGER	MGMT NS	07/06/2024	$10,582.45	$10,847.01	$11,118.19	$11,396.15	$11,681.06	$11,973.08	$12,272.41	$12,579.22	$12,893.69	$13,216.03	$13,546.44
A08	COMM SV SPECIALIST I	APEA	07/06/2024	$5,067.33	$5,194.01	$5,323.86	$5,456.96	$5,593.38	$5,733.22	$5,876.55	$6,023.46	$6,174.05	$6,328.40	$6,486.61

CITY OF BREA

SALARY TABLE AS OF MAY 6, 2025 - REGULAR FULL-TIME CLASSIFICATIONS

Job Code	Job Title	Unit	Effective Date	Approx Monthly Min. / Step 1	Step 2	Step 3	Step 4	Step 5	Step 6	Step 7	Step 8	Step 9	Step 10	Approx Monthly Max. / Step 11
A07	COMM SV SPECIALST II	APEA	07/06/2024	$5,721.52	$5,864.55	$6,011.16	$6,161.44	$6,315.48	$6,473.37	$6,635.20	$6,801.08	$6,971.10	$7,145.38	$7,324.01
M05	COMM SVC MANAGER	MGMT NS	07/06/2024	$9,929.40	$10,177.63	$10,432.07	$10,692.87	$10,960.20	$11,234.20	$11,515.05	$11,802.92	$12,098.00	$12,400.45	$12,710.46
A06	COMM SVS SUPERVISOR	APEA	07/06/2024	$7,601.61	$7,791.65	$7,986.45	$8,186.11	$8,390.76	$8,600.53	$8,815.54	$9,035.93	$9,261.83	$9,493.38	$9,730.71
B60	COMM. DEV SPEC.	BCEA	07/06/2024	$4,695.96	$4,813.36	$4,933.69	$5,057.03	$5,183.45	$5,313.04	$5,445.87	$5,582.01	$5,721.57	$5,864.60	$6,011.21
N01	COMM. SUPERVISOR	POLICE	01/05/2025	$7,942.77	$8,141.06	$8,345.45	$8,554.93	$8,768.47	$8,987.10	$9,211.83	$9,442.65	$9,678.57	$9,920.58	$10,168.70
E07	COMMUNITY DEV DIR	N/A	07/20/2024	$16,252.19										$19,502.68
E03	COMMUNITY SVCS DIR	N/A	07/20/2024	$15,408.52										$18,490.28
N14	CRIME ANALYST	POLICE	01/05/2025	$7,076.15	$7,252.80	$7,434.89	$7,621.51	$7,811.76	$8,006.53	$8,206.74	$8,412.38	$8,622.56	$8,838.17	$9,059.21
N11	CRIME SCENE INVSTGTR	POLICE	01/05/2025	$6,837.58	$7,008.27	$7,184.22	$7,364.55	$7,548.38	$7,736.59	$7,930.05	$8,128.76	$8,331.84	$8,540.18	$8,753.78
A11	DEPUTY CITY CLERK/REC SUP	APEA	07/06/2024	$7,001.40	$7,176.44	$7,355.86	$7,539.75	$7,728.24	$7,921.45	$8,119.49	$8,322.48	$8,530.54	$8,743.80	$8,962.40
E09	DEPUTY CITY MANAGER / DIR	N/A	07/20/2024	$19,457.00										$23,348.00
M21	DEPUTY DIR OF ADMIN SVS	MGMT NS	07/06/2024	$13,842.25	$14,188.30	$14,543.01	$14,906.58	$15,279.25	$15,661.23	$16,052.76	$16,454.08	$16,865.43	$17,287.07	$17,719.24
M24	DEPUTY DIR OF COMM DEV	MGMT NS	01/21/2025	$12,950.97	$13,274.74	$13,606.61	$13,946.78	$14,295.44	$14,652.83	$15,019.15	$15,394.63	$15,779.50	$16,173.98	$16,578.33
M22	DEPUTY DIR OF COMM SVS	MGMT NS	07/06/2024	$12,277.91	$12,584.85	$12,899.47	$13,221.96	$13,552.51	$13,891.32	$14,238.61	$14,594.57	$14,959.44	$15,333.42	$15,716.76
M25	DEPUTY DIR OF PUBLIC WORKS	MGMT NS	01/21/2025	$13,099.32	$13,426.80	$13,762.47	$14,106.54	$14,459.20	$14,820.68	$15,191.20	$15,570.14	$15,960.25	$16,359.26	$16,768.24
A63	DEPUTY FIRE MARSHAL	APEA	07/06/2024	$7,677.17	$7,869.10	$8,065.83	$8,267.47	$8,474.16	$8,686.01	$8,903.17	$9,125.75	$9,353.89	$9,587.75	$9,827.44
B27	DUPLICATING TECH I	BCEA	07/06/2024	$3,894.57	$3,991.94	$4,091.74	$4,194.03	$4,298.88	$4,406.35	$4,516.51	$4,629.42	$4,745.15	$4,863.77	$4,985.37
B26	DUPLICATING TECH II	BCEA	07/06/2024	$4,865.94	$4,987.59	$5,112.28	$5,240.08	$5,371.09	$5,505.37	$5,643.01	$5,784.09	$5,928.69	$6,076.91	$6,228.83
B56	ECON DEV ANALYST I	BCEA	07/06/2024	$6,282.41	$6,439.48	$6,600.47	$6,765.48	$6,934.62	$7,107.99	$7,285.68	$7,467.83	$7,654.53	$7,845.89	$8,042.03
A21	ECON DEV ANALYST II	APEA	07/06/2024	$6,966.80	$7,140.97	$7,319.49	$7,502.48	$7,690.04	$7,882.29	$8,079.35	$8,281.33	$8,488.36	$8,700.58	$8,918.09
A19	EMERGENCY PREP COORD	APEA	07/06/2024	$7,811.40	$8,006.68	$8,206.86	$8,412.03	$8,622.34	$8,837.89	$9,058.84	$9,285.31	$9,517.44	$9,755.38	$9,999.26
M18	EMS MANAGER	MGMT NS	07/06/2024	$8,661.84	$8,878.38	$9,100.34	$9,327.85	$9,561.04	$9,800.06	$10,045.07	$10,296.19	$10,553.60	$10,817.44	$11,087.88
B31	ENGINEERING TECH I	BCEA	07/06/2024	$4,854.37	$4,975.72	$5,100.12	$5,227.62	$5,358.31	$5,492.27	$5,629.58	$5,770.32	$5,914.58	$6,062.45	$6,214.01
B30	ENGINEERING TECH II	BCEA	07/06/2024	$5,827.04	$5,972.71	$6,122.03	$6,275.08	$6,431.96	$6,592.76	$6,757.58	$6,926.52	$7,099.69	$7,277.18	$7,459.11
B09	ENVIR SERVS INSPECT	BCEA	07/06/2024	$6,414.58	$6,574.94	$6,739.32	$6,907.81	$7,080.51	$7,257.52	$7,438.96	$7,624.94	$7,815.56	$8,010.95	$8,211.22
A20	ENVIRON SERVS COOR	APEA	07/06/2024	$8,438.65	$8,649.61	$8,865.85	$9,087.49	$9,314.68	$9,547.54	$9,786.24	$10,030.89	$10,281.67	$10,538.71	$10,802.18
A12	EXECUTIVE ASSISTANT	APEA	07/06/2024	$5,532.35	$5,670.66	$5,812.42	$5,957.74	$6,106.69	$6,259.35	$6,415.84	$6,576.23	$6,740.64	$6,909.16	$7,081.89
M06	FINANCIAL SVC MGR	MGMT NS	07/06/2024	$10,936.20	$11,209.60	$11,489.85	$11,777.09	$12,071.52	$12,373.31	$12,682.64	$12,999.70	$13,324.70	$13,657.82	$13,999.27
FM1	FIRE BATTALION CHIEF	FIRE MGMT	01/05/2025	$13,057.98	$13,383.97	$13,719.99	$14,064.37	$14,415.44	$14,774.86	$15,144.32	$15,523.80	$15,911.65	$16,309.52	$16,717.42
F20	FIRE CAPTAIN	FIRE	07/06/2024	$9,839.44	$10,085.08	$10,338.28	$10,597.78	$10,862.31	$11,133.15	$11,411.54	$11,697.49	$11,989.73	$12,289.54	$12,596.91
ES1	FIRE CHIEF	N/A	07/20/2024	$18,849.39										$22,619.33
FM_3	FIRE DEPUTY CHIEF	FIRE MGMT	01/21/2025	$15,800.16	$16,195.16	$16,600.04	$17,015.04	$17,440.42	$17,876.43	$18,323.34	$18,781.42	$19,250.96	$19,732.23	$20,228.06
FM2	FIRE DIVISION CHIEF	FIRE MGMT	01/21/2025	$14,363.78	$14,722.87	$15,090.95	$15,468.22	$15,854.92	$16,251.30	$16,657.58	$17,076.18	$17,502.81	$17,940.47	$18,389.16
F05	FIRE ENGINEER	FIRE	07/06/2024	$8,380.53	$8,589.75	$8,805.41	$9,026.43	$9,251.74	$9,482.42	$9,719.53	$9,963.08	$10,212.00	$10,467.35	$10,729.14
M20	FIRE MARSHAL - NON SWORN	MGMT NS	07/06/2024	$9,012.90	$9,238.22	$9,469.18	$9,705.91	$9,948.55	$10,197.27	$10,452.20	$10,713.50	$10,981.35	$11,255.88	$11,537.28
B34	FIRE PREV SPEC I	BCEA	07/06/2024	$5,990.81	$6,140.58	$6,294.09	$6,451.45	$6,612.73	$6,778.05	$6,947.50	$7,121.19	$7,299.22	$7,481.70	$7,668.74
B33	FIRE PREV SPEC II	BCEA	07/06/2024	$6,811.02	$6,981.30	$7,155.83	$7,334.73	$7,518.10	$7,706.06	$7,898.71	$8,096.18	$8,298.59	$8,506.05	$8,718.70

CITY OF BREA

SALARY TABLE AS OF MAY 6, 2025 - REGULAR FULL-TIME CLASSIFICATIONS

Job Code	Job Title	Unit	Effective Date	Approx Monthly Min. / Step 1	Step 2	Step 3	Step 4	Step 5	Step 6	Step 7	Step 8	Step 9	Step 10	Approx Monthly Max. / Step 11
A50	FIRE PROTECT ANALYST	APEA	07/06/2024	$6,979.25	$7,153.73	$7,332.57	$7,515.89	$7,703.78	$7,896.38	$8,093.79	$8,296.14	$8,503.54	$8,716.13	$8,934.04
F01	FIREFIGHTER	FIRE	07/06/2024	$7,458.78	$7,644.99	$7,836.93	$8,033.64	$8,234.17	$8,439.47	$8,650.51	$8,867.28	$9,088.81	$9,316.08	$9,549.08
UR1	FIREFIGHTER TRAINEE (NS)	N/A	07/09/2022	$6,168.69										
A46	FISCAL SPECIALIST	APEA	07/06/2024	$6,128.89	$6,282.11	$6,439.17	$6,600.15	$6,765.15	$6,934.28	$7,107.64	$7,285.33	$7,467.47	$7,654.16	$7,845.51
A14	FLEET SUPERVISOR	APEA	07/06/2024	$7,453.66	$7,639.99	$7,831.00	$8,026.77	$8,227.43	$8,433.13	$8,643.96	$8,860.05	$9,081.55	$9,308.59	$9,541.31
A44	GIS ANALYST	APEA	07/06/2024	$7,605.34	$7,795.47	$7,990.36	$8,190.12	$8,394.87	$8,604.74	$8,819.86	$9,040.35	$9,266.36	$9,498.02	$9,735.47
B36	HEAVY EQUIP MECH I	BCEA	07/06/2024	$4,891.43	$5,013.71	$5,139.05	$5,267.52	$5,399.21	$5,534.19	$5,672.55	$5,814.36	$5,959.72	$6,108.71	$6,261.43
B35	HEAVY EQUIP MECH II	BCEA	07/06/2024	$5,381.44	$5,515.98	$5,653.88	$5,795.22	$5,940.10	$6,088.61	$6,240.82	$6,396.85	$6,556.76	$6,720.68	$6,888.69
B59	HELP DESK TECH	BCEA	07/06/2024	$5,249.63	$5,380.87	$5,515.39	$5,653.28	$5,794.62	$5,939.49	$6,087.97	$6,240.17	$6,396.18	$6,556.08	$6,719.99
A54	HR ANALYST I	APEA	07/06/2024	$7,442.91	$7,628.98	$7,819.71	$8,015.20	$8,215.58	$8,420.97	$8,631.49	$8,847.28	$9,068.46	$9,295.17	$9,527.55
A27	HR ANALYST II	APEA	07/06/2024	$8,183.26	$8,387.84	$8,597.53	$8,812.47	$9,032.79	$9,258.61	$9,490.07	$9,727.32	$9,970.50	$10,219.76	$10,475.25
A28	HR TECHNICIAN	APEA	07/06/2024	$5,957.21	$6,106.14	$6,258.80	$6,415.26	$6,575.64	$6,740.03	$6,908.53	$7,081.24	$7,258.27	$7,439.72	$7,625.72
B08	HSG REHAB SPECIALIST	BCEA	07/06/2024	$6,209.63	$6,364.88	$6,524.00	$6,687.10	$6,854.28	$7,025.64	$7,201.29	$7,381.32	$7,565.86	$7,755.00	$7,948.88
M15	HUMAN RESOURES MGR	MGMT NS	07/06/2024	$11,742.31	$12,035.87	$12,336.76	$12,645.19	$12,961.31	$13,285.35	$13,617.49	$13,957.92	$14,306.87	$14,664.53	$15,031.15
A24	INFO TECH SUPERVISOR	APEA	07/06/2024	$9,163.14	$9,392.22	$9,627.02	$9,867.70	$10,114.39	$10,367.25	$10,626.43	$10,892.09	$11,164.39	$11,443.50	$11,729.59
M08	INFO TECHNO MANAGER	MGMT NS	07/06/2024	$11,750.26	$12,044.02	$12,345.12	$12,653.75	$12,970.09	$13,294.34	$13,626.70	$13,967.38	$14,316.56	$14,674.47	$15,041.34
A35	IT ENTRPRS ACT ADMIN	APEA	07/06/2024	$9,051.07	$9,277.35	$9,509.29	$9,747.02	$9,990.70	$10,240.47	$10,496.48	$10,758.90	$11,027.87	$11,303.57	$11,586.16
A40	IT SPECIALIST I	APEA	07/06/2024	$6,874.94	$7,046.82	$7,222.99	$7,403.57	$7,588.66	$7,778.38	$7,972.84	$8,172.16	$8,376.47	$8,585.87	$8,800.53
A41	IT SPECIALIST II	APEA	07/06/2024	$7,497.17	$7,684.60	$7,876.72	$8,073.63	$8,275.47	$8,482.36	$8,694.42	$8,911.78	$9,134.58	$9,362.94	$9,597.02
N07	JAILER	POLICE	01/05/2025	$5,379.97	$5,514.28	$5,652.72	$5,794.61	$5,939.25	$6,087.33	$6,239.55	$6,395.90	$6,555.70	$6,719.63	$6,887.68
B11	JR PLANS CHECKER	BCEA	07/06/2024	$6,365.43	$6,524.57	$6,687.68	$6,854.87	$7,026.24	$7,201.89	$7,381.94	$7,566.48	$7,755.64	$7,949.53	$8,148.27
B15	LS MAINT CTRCT ADMIN	BCEA	07/06/2024	$5,794.64	$5,939.51	$6,087.99	$6,240.19	$6,396.20	$6,556.10	$6,720.01	$6,888.01	$7,060.21	$7,236.71	$7,417.63
M11	MAINT SRVS SUPERINT	MGMT NS	07/06/2024	$9,289.97	$9,522.22	$9,760.27	$10,004.28	$10,254.38	$10,510.74	$10,773.51	$11,042.85	$11,318.92	$11,601.89	$11,891.94
B23	MAINT SVC WORKER I	BCEA	07/06/2024	$4,423.87	$4,534.47	$4,647.83	$4,764.03	$4,883.13	$5,005.20	$5,130.34	$5,258.59	$5,390.06	$5,524.82	$5,662.94
B22	MAINT SVC WORKER II	BCEA	07/06/2024	$4,645.27	$4,761.40	$4,880.44	$5,002.45	$5,127.52	$5,255.70	$5,387.10	$5,521.77	$5,659.81	$5,801.30	$5,946.33
A34	MANAGEMENT ANALYST I	APEA	07/06/2024	$6,309.31	$6,467.04	$6,628.72	$6,794.44	$6,964.29	$7,138.41	$7,316.86	$7,499.78	$7,687.27	$7,879.45	$8,076.44
A17	MANAGEMENT ANALYST II	APEA	07/06/2024	$7,099.66	$7,277.15	$7,459.08	$7,645.56	$7,836.69	$8,032.61	$8,233.43	$8,439.26	$8,650.25	$8,866.51	$9,088.17
B70	MANAGEMENT ASSISTANT	BCEA	01/21/2025	$5,531.12	$5,669.40	$5,811.13	$5,956.41	$6,105.32	$6,257.96	$6,414.40	$6,574.76	$6,739.13	$6,907.61	$7,080.30
B43	MEDIA SVC SPEC I	BCEA	07/06/2024	$5,305.91	$5,438.55	$5,574.51	$5,713.87	$5,856.72	$6,003.14	$6,153.22	$6,307.05	$6,464.72	$6,626.34	$6,792.00
A26	MEDIA SVS SPEC II	APEA	07/06/2024	$5,821.50	$5,967.04	$6,116.21	$6,269.12	$6,425.84	$6,586.49	$6,751.16	$6,919.93	$7,092.93	$7,270.26	$7,452.01
N08	PARKING CTRL OFFICER	POLICE	01/05/2025	$4,873.10	$4,994.76	$5,120.16	$5,248.68	$5,379.69	$5,513.83	$5,651.70	$5,793.32	$5,938.06	$6,086.54	$6,238.77
A65	PAYROLL SUPERVISOR	APEA	01/21/2025	$6,128.89	$6,282.11	$6,439.17	$6,600.15	$6,765.15	$6,934.28	$7,107.64	$7,285.33	$7,467.47	$7,654.16	$7,845.51
B71	PAYROLL TECHNICIAN	BCEA	01/21/2025	$5,099.21	$5,226.69	$5,357.36	$5,491.29	$5,628.57	$5,769.29	$5,913.52	$6,061.36	$6,212.89	$6,368.21	$6,527.42
B62	PERMIT TECHNICIAN	BCEA	07/06/2024	$4,631.74	$4,747.53	$4,866.21	$4,987.87	$5,112.56	$5,240.37	$5,371.38	$5,505.66	$5,643.30	$5,784.38	$5,928.99
A29	PLAN CHECKER	APEA	07/06/2024	$7,806.04	$8,001.19	$8,201.22	$8,406.25	$8,616.41	$8,831.83	$9,052.62	$9,278.93	$9,510.91	$9,748.68	$9,992.40
B64	PLANNING TECHNICIAN	BCEA	07/06/2024	$4,902.71	$5,025.28	$5,150.91	$5,279.68	$5,411.67	$5,546.96	$5,685.64	$5,827.78	$5,973.48	$6,122.81	$6,275.88
PM1	POLICE CAPTAIN	POLICE MGMT	01/05/2025	$15,316.14	$15,698.51	$16,092.63	$16,496.57	$16,908.35	$17,329.93	$17,763.27	$18,208.39	$18,663.30	$19,129.98	$19,608.43

CITY OF BREA

SALARY TABLE AS OF MAY 6, 2025 - REGULAR FULL-TIME CLASSIFICATIONS

Job Code	Job Title	Unit	Effective Date	Approx Monthly Min. / Step 1	Step 2	Step 3	Step 4	Step 5	Step 6	Step 7	Step 8	Step 9	Step 10	Approx Monthly Max. / Step 11
ES2	POLICE CHIEF	N/A	07/20/2024	$20,412.68										$24,495.29
B65	POLICE COMM. OUTRCH COOR.	BCEA	07/06/2024	$5,438.57	$5,574.53	$5,713.88	$5,856.73	$6,003.15	$6,153.23	$6,307.06	$6,464.73	$6,626.35	$6,792.01	$6,961.80
PM2	POLICE LT.	POLICE MGMT	01/05/2025	$13,121.91	$13,449.50	$13,787.16	$14,133.23	$14,486.01	$14,847.20	$15,218.46	$15,599.81	$15,989.55	$16,389.37	$16,799.27
N16	POLICE OFCR RECRUIT	POLICE	01/05/2025	$7,626.13										
P02	POLICE OFFICER	POLICE	01/05/2025	$8,129.21	$8,332.16	$8,541.35	$8,755.74	$8,974.29	$9,198.05	$9,428.06	$9,664.30	$9,905.76	$10,153.45	$10,407.39
A30	POLICE REC & P&E SPVR	APEA	07/06/2024	$8,166.31	$8,370.47	$8,579.73	$8,794.23	$9,014.08	$9,239.43	$9,470.42	$9,707.18	$9,949.86	$10,198.61	$10,453.57
B19	POLICE RECORDS CLERK	BCEA	07/06/2024	$4,406.96	$4,517.14	$4,630.07	$4,745.82	$4,864.46	$4,986.08	$5,110.73	$5,238.50	$5,369.46	$5,503.70	$5,641.30
B18	POLICE RECORDS TECH	BCEA	07/06/2024	$4,628.04	$4,743.74	$4,862.33	$4,983.89	$5,108.49	$5,236.20	$5,367.10	$5,501.28	$5,638.82	$5,779.78	$5,924.28
P20	POLICE SGT	POLICE	01/05/2025	$10,506.32	$10,768.61	$11,038.97	$11,316.05	$11,598.51	$11,887.70	$12,184.96	$12,490.29	$12,802.35	$13,122.47	$13,450.67
N05	POLICE SVS. OFFICER	POLICE	01/05/2025	$5,360.76	$5,494.59	$5,632.54	$5,773.92	$5,918.04	$6,065.60	$6,217.27	$6,373.06	$6,532.29	$6,695.63	$6,863.09
A49	POLICE TRAIN COORDIN	APEA	07/06/2024	$5,531.12	$5,669.40	$5,811.14	$5,956.42	$6,105.33	$6,257.96	$6,414.41	$6,574.77	$6,739.14	$6,907.61	$7,080.30
A66	PRINCIPAL ACCOUNTANT	APEA	01/21/2025	$8,803.64	$9,023.73	$9,249.33	$9,480.56	$9,717.57	$9,960.51	$10,209.52	$10,464.76	$10,726.38	$10,994.54	$11,269.41
A39	PRINCIPAL CIVIL ENG	APEA	07/06/2024	$10,145.57	$10,399.21	$10,659.19	$10,925.67	$11,198.82	$11,478.79	$11,765.76	$12,059.91	$12,361.41	$12,670.44	$12,987.21
A67	PRINCIPAL HR ANALYST	APEA	01/21/2025	$10,124.19	$10,377.29	$10,636.72	$10,902.64	$11,175.21	$11,454.59	$11,740.95	$12,034.48	$12,335.34	$12,643.72	$12,959.82
A68	PRINCIPAL MGMT ANALYST	APEA	01/21/2025	$8,803.64	$9,023.73	$9,249.33	$9,480.56	$9,717.57	$9,960.51	$10,209.52	$10,464.76	$10,726.38	$10,994.54	$11,269.41
A69	PRINCIPAL PLANNER	APEA	01/21/2025	$9,804.72	$10,049.84	$10,301.08	$10,558.61	$10,822.57	$11,093.14	$11,370.47	$11,654.73	$11,946.10	$12,244.75	$12,550.87
A61	PROCURE & CONTR ADMIN	APEA	07/06/2024	$7,115.57	$7,293.46	$7,475.80	$7,662.70	$7,854.27	$8,050.62	$8,251.89	$8,458.19	$8,669.64	$8,886.39	$9,108.55
N06	PROP & EVIDENCE TECH	POLICE	01/05/2025	$5,377.04	$5,511.28	$5,649.64	$5,791.45	$5,936.01	$6,084.02	$6,236.16	$6,392.42	$6,552.13	$6,715.97	$6,883.93
N04	PUBLIC SAFETY DISPATCHER I	POLICE	01/05/2025	$5,458.61	$5,594.89	$5,735.35	$5,879.31	$6,026.07	$6,176.32	$6,330.76	$6,489.40	$6,651.53	$6,817.85	$6,988.37
N03	PUBLIC SAFETY DISPATCHER II	POLICE	01/05/2025	$6,005.69	$6,155.62	$6,310.16	$6,468.55	$6,630.02	$6,795.33	$6,965.25	$7,139.78	$7,318.16	$7,501.15	$7,688.76
B20	PUBLIC WORKS CREW LDR	BCEA	01/21/2025	$5,517.69	$5,655.63	$5,797.02	$5,941.94	$6,090.48	$6,242.75	$6,398.81	$6,558.78	$6,722.75	$6,890.81	$7,063.08
E04	PUBLIC WORKS DIR	N/A	07/20/2024	$16,438.99										$19,726.84
M26	PUBLIC WORKS MANAGER	MGMT NS	01/21/2025	$10,218.97	$10,474.44	$10,736.30	$11,004.71	$11,279.83	$11,561.83	$11,850.87	$12,147.14	$12,450.82	$12,762.09	$13,081.14
A15	PUBLIC WORKS SPRVSR	APEA	01/21/2025	$7,080.99	$7,258.02	$7,439.47	$7,625.46	$7,816.09	$8,011.49	$8,211.78	$8,417.08	$8,627.51	$8,843.20	$9,064.28
M27	PUBLIC WORKS UTILIT SUPERINT	MGMT NS	01/21/2025	$11,240.87	$11,521.89	$11,809.93	$12,105.18	$12,407.81	$12,718.01	$13,035.96	$13,361.86	$13,695.90	$14,038.30	$14,389.26
A70	PUBLIC WORKS UTLTY SPRVSR	APEA	01/21/2025	$8,145.43	$8,349.06	$8,557.79	$8,771.73	$8,991.03	$9,215.80	$9,446.20	$9,682.35	$9,924.41	$10,172.52	$10,426.83
M09	PURCHASING AGENT	MGMT NS	07/06/2024	$9,929.40	$10,177.63	$10,432.07	$10,692.87	$10,960.20	$11,234.20	$11,515.05	$11,802.92	$12,098.00	$12,400.45	$12,710.46
A52	RADIO FREQUENCY SP	APEA	07/06/2024	$8,244.46	$8,450.57	$8,661.84	$8,878.38	$9,100.34	$9,327.85	$9,561.04	$9,800.06	$10,045.07	$10,296.19	$10,553.60
A47	REDEV PROJECT MGR	APEA	07/06/2024	$7,845.01	$8,041.13	$8,242.15	$8,448.20	$8,659.41	$8,875.89	$9,097.78	$9,325.23	$9,558.36	$9,797.32	$10,042.25
B58	REPROGRAPHICS SPEC.	BCEA	07/06/2024	$5,827.04	$5,972.71	$6,122.03	$6,275.08	$6,431.96	$6,592.76	$6,757.58	$6,926.52	$7,099.69	$7,277.18	$7,459.11
M13	REVENUE & BUDGET MGR	MGMT NS	07/06/2024	$10,244.96	$10,501.08	$10,763.60	$11,032.69	$11,308.50	$11,591.22	$11,881.00	$12,178.02	$12,482.47	$12,794.53	$13,114.39
A48	SOFTWARE DEVELOPER I	APEA	07/06/2024	$6,816.11	$6,986.51	$7,161.18	$7,340.21	$7,523.72	$7,711.81	$7,904.60	$8,102.22	$8,304.78	$8,512.39	$8,725.20
A42	SOFTWAREDEVELOPER II	APEA	07/06/2024	$7,497.17	$7,684.60	$7,876.72	$8,073.63	$8,275.47	$8,482.36	$8,694.42	$8,911.78	$9,134.58	$9,362.94	$9,597.02
A23	SR BUYER	APEA	07/06/2024	$5,929.46	$6,077.70	$6,229.65	$6,385.39	$6,545.03	$6,708.66	$6,876.37	$7,048.28	$7,224.48	$7,405.09	$7,590.22
A53	SR. ACCOUNTANT	APEA	07/06/2024	$7,386.42	$7,571.08	$7,760.35	$7,954.36	$8,153.22	$8,357.05	$8,565.97	$8,780.12	$8,999.63	$9,224.62	$9,455.24
A59	SR. BLDG INSPECTOR	APEA	07/06/2024	$7,267.31	$7,448.99	$7,635.22	$7,826.09	$8,021.74	$8,222.28	$8,427.84	$8,638.54	$8,854.50	$9,075.87	$9,302.76
A05	SR. COMM SVS SPRVSR	APEA	07/06/2024	$8,739.94	$8,958.44	$9,182.40	$9,411.96	$9,647.26	$9,888.44	$10,135.65	$10,389.04	$10,648.77	$10,914.99	$11,187.87

CITY OF BREA

SALARY TABLE AS OF MAY 6, 2025 - REGULAR FULL-TIME CLASSIFICATIONS

Job Code	Job Title	Unit	Effective Date	Approx Monthly Min. / Step 1	Step 2	Step 3	Step 4	Step 5	Step 6	Step 7	Step 8	Step 9	Step 10	Approx Monthly Max. / Step 11
A09	SR. EX ASST/CITY MGR	APEA	07/06/2024	$7,179.02	$7,358.50	$7,542.45	$7,731.02	$7,924.30	$8,122.41	$8,325.47	$8,533.60	$8,746.95	$8,965.61	$9,189.75
B41	SR. FIRE PREV SPEC	BCEA	07/06/2024	$7,492.13	$7,679.43	$7,871.41	$8,068.20	$8,269.90	$8,476.65	$8,688.57	$8,905.78	$9,128.43	$9,356.63	$9,590.55
A62	SR. FISCAL ANALYST	APEA	07/06/2024	$8,592.53	$8,807.35	$9,027.53	$9,253.21	$9,484.54	$9,721.66	$9,964.69	$10,213.81	$10,469.16	$10,730.89	$10,999.16
A45	SR. GIS ANALYST	APEA	07/06/2024	$8,366.43	$8,575.60	$8,789.99	$9,009.74	$9,234.98	$9,465.85	$9,702.50	$9,945.06	$10,193.69	$10,448.54	$10,709.76
A43	SR. HR ANALYST	APEA	07/06/2024	$9,001.92	$9,226.97	$9,457.65	$9,694.08	$9,936.43	$10,184.85	$10,439.47	$10,700.46	$10,967.98	$11,242.17	$11,523.23
A51	SR. IT SPECIALIST	APEA	07/06/2024	$7,872.74	$8,069.57	$8,271.30	$8,478.08	$8,690.04	$8,907.29	$9,129.97	$9,358.22	$9,592.17	$9,831.98	$10,077.78
A37	SR. MEDIA SVS SPEC-AV	APEA	07/06/2024	$7,263.94	$7,445.54	$7,631.68	$7,822.48	$8,018.05	$8,218.49	$8,423.96	$8,634.56	$8,850.43	$9,071.69	$9,298.49
A16	SR. MGMNT ANALYST	APEA	07/06/2024	$7,811.40	$8,006.68	$8,206.86	$8,412.03	$8,622.34	$8,837.89	$9,058.84	$9,285.31	$9,517.44	$9,755.38	$9,999.26
A03	SR. PLANNER	APEA	07/06/2024	$8,715.30	$8,933.19	$9,156.53	$9,385.44	$9,620.08	$9,860.58	$10,107.09	$10,359.77	$10,618.76	$10,884.24	$11,156.34
B17	SR. POL REC'DS TECH	BCEA	07/06/2024	$5,089.17	$5,216.39	$5,346.80	$5,480.48	$5,617.49	$5,757.93	$5,901.88	$6,049.43	$6,200.66	$6,355.68	$6,514.57
N02	SR. PS DISPATCHER	POLICE	01/05/2025	$6,606.23	$6,771.15	$6,941.15	$7,115.37	$7,292.98	$7,474.82	$7,661.73	$7,853.72	$8,049.94	$8,251.23	$8,457.59
B45	ST SWEEPER OPERATOR	BCEA	07/06/2024	$4,982.67	$5,107.23	$5,234.91	$5,365.79	$5,499.93	$5,637.43	$5,778.36	$5,922.82	$6,070.89	$6,222.66	$6,378.23
A71	UTILITY BILLING SPRVSR	APEA	01/21/2025	$6,128.89	$6,282.11	$6,439.17	$6,600.15	$6,765.15	$6,934.28	$7,107.64	$7,285.33	$7,467.47	$7,654.16	$7,845.51
B52	WATER DIST CREW LDR	BCEA	07/06/2024	$6,425.73	$6,586.37	$6,751.02	$6,919.80	$7,092.80	$7,270.12	$7,451.88	$7,638.17	$7,829.12	$8,024.85	$8,225.48
B54	WATER DIST OPER I	BCEA	07/06/2024	$4,857.88	$4,979.33	$5,103.82	$5,231.41	$5,362.20	$5,496.26	$5,633.66	$5,774.50	$5,918.86	$6,066.83	$6,218.50
B53	WATER DIST OPER II	BCEA	07/06/2024	$5,182.02	$5,311.58	$5,444.36	$5,580.47	$5,719.98	$5,862.98	$6,009.56	$6,159.79	$6,313.79	$6,471.63	$6,633.43
M12	WATER DIST SUPERINT	MGMT NS	07/06/2024	$10,218.14	$10,473.59	$10,735.42	$11,003.81	$11,278.90	$11,560.87	$11,849.89	$12,146.14	$12,449.80	$12,761.04	$13,080.06
A36	WATER DIST SUPERVISOR	APEA	07/06/2024	$7,757.55	$7,951.49	$8,150.28	$8,354.03	$8,562.88	$8,776.96	$8,996.38	$9,221.29	$9,451.83	$9,688.12	$9,930.32

CITY OF BREA

SALARY TABLE AS OF JULY 5, 2025 - REGULAR FULL-TIME CLASSIFICATIONS

Job Code	Job Title	Unit	Effective Date	Approx Monthly Min. / Step 1	Step 2	Step 3	Step 4	Step 5	Step 6	Step 7	Step 8	Step 9	Step 10	Approx Monthly Max. / Step 11
B49	ACCOUNTANT I	BCEA	07/05/2025	$6,603.81	$6,768.90	$6,938.13	$7,111.58	$7,289.37	$7,471.60	$7,658.39	$7,849.85	$8,046.10	$8,247.26	$8,453.44
A31	ACCOUNTANT II	APEA	07/05/2025	$6,886.65	$7,058.82	$7,235.29	$7,416.17	$7,601.57	$7,791.61	$7,986.40	$8,186.06	$8,390.71	$8,600.48	$8,815.50
B03	ACCOUNTING TECH I	BCEA	07/05/2025	$4,420.83	$4,531.36	$4,644.64	$4,760.76	$4,879.78	$5,001.77	$5,126.82	$5,254.99	$5,386.36	$5,521.02	$5,659.04
B02	ACCOUNTING TECH II	BCEA	07/05/2025	$4,863.13	$4,984.71	$5,109.33	$5,237.06	$5,367.98	$5,502.19	$5,639.74	$5,780.74	$5,925.25	$6,073.39	$6,225.22
B07	ADMIN CLERK I	BCEA	07/05/2025	$3,788.28	$3,882.99	$3,980.06	$4,079.56	$4,181.55	$4,286.09	$4,393.24	$4,503.08	$4,615.65	$4,731.04	$4,849.32
B06	ADMIN CLERK II	BCEA	07/05/2025	$4,165.52	$4,269.66	$4,376.39	$4,485.80	$4,597.95	$4,712.90	$4,830.72	$4,951.50	$5,075.28	$5,202.17	$5,332.22
E05	ADMIN SVCS DIR	N/A	07/20/2024	$17,372.00										$20,846.46
B05	ADMINISTRATIVE ASSISTANT	BCEA	07/05/2025	$4,605.75	$4,720.89	$4,838.91	$4,959.89	$5,083.89	$5,210.98	$5,341.26	$5,474.80	$5,611.66	$5,751.96	$5,895.75
UR2	AMBULANCE OPERATOR (NS)	N/A	05/21/2024	$3,293.33										$4,215.75
A38	ASSISTANT CITY ENG	APEA	07/05/2025	$11,233.70	$11,514.54	$11,802.41	$12,097.46	$12,399.91	$12,709.90	$13,027.65	$13,353.35	$13,687.18	$14,029.36	$14,380.10
E01	ASSISTANT CITY MGR / DIR	N/A	07/20/2024	$20,412.68										$24,495.29
B46	ASSISTANT ENGINEER	BCEA	07/05/2025	$7,348.47	$7,532.19	$7,720.50	$7,913.51	$8,111.34	$8,314.13	$8,521.98	$8,735.03	$8,953.40	$9,177.24	$9,406.67
B10	ASSISTANT PLANNER	BCEA	07/05/2025	$6,540.62	$6,704.13	$6,871.74	$7,043.53	$7,219.62	$7,400.11	$7,585.11	$7,774.73	$7,969.10	$8,168.33	$8,372.54
A02	ASSOCIATE ENGINEER	APEA	07/05/2025	$8,684.10	$8,901.21	$9,123.74	$9,351.83	$9,585.64	$9,825.27	$10,070.90	$10,322.67	$10,580.74	$10,845.25	$11,116.39
A04	ASSOCIATE PLANNER	APEA	07/05/2025	$7,510.28	$7,698.04	$7,890.49	$8,087.75	$8,289.95	$8,497.19	$8,709.63	$8,927.37	$9,150.55	$9,379.31	$9,613.79
B28	ASST TO THE CITY CLERK	BCEA	07/05/2025	$4,766.88	$4,886.05	$5,008.20	$5,133.41	$5,261.75	$5,393.29	$5,528.12	$5,666.32	$5,807.98	$5,953.18	$6,102.01
A25	ASST TO THE CITY MGR	APEA	07/05/2025	$9,253.31	$9,484.64	$9,721.75	$9,964.79	$10,213.91	$10,469.26	$10,730.99	$10,999.26	$11,274.25	$11,556.11	$11,845.01
A58	BLDG & FAC ADMIN	APEA	07/05/2025	$8,093.47	$8,295.80	$8,503.20	$8,715.78	$8,933.68	$9,157.02	$9,385.94	$9,620.59	$9,861.11	$10,107.64	$10,360.34
M01	BLDG & SAFETY MGR	MGMT NS	07/05/2025	$12,299.00	$12,606.47	$12,921.64	$13,244.68	$13,575.80	$13,915.19	$14,263.07	$14,619.65	$14,985.14	$15,359.76	$15,743.76
B04	BUILDING MAINT TECH	BCEA	07/05/2025	$5,412.92	$5,548.25	$5,686.95	$5,829.13	$5,974.85	$6,124.23	$6,277.34	$6,434.26	$6,595.12	$6,759.99	$6,928.99
M23	BUILDING OFFICIAL	MGMT NS	07/05/2025	$10,105.19	$10,357.82	$10,616.77	$10,882.18	$11,154.24	$11,433.10	$11,718.92	$12,011.90	$12,312.20	$12,620.01	$12,935.51
B37	BUSINESS OUTREACH SP	BCEA	07/05/2025	$5,251.90	$5,383.20	$5,517.77	$5,655.72	$5,797.12	$5,942.05	$6,090.60	$6,242.86	$6,398.93	$6,558.90	$6,722.87
B69	BUYER	BCEA	07/05/2025	$5,543.88	$5,682.48	$5,824.54	$5,970.15	$6,119.41	$6,272.39	$6,429.20	$6,589.93	$6,754.68	$6,923.54	$7,096.63
M16	CITY CLERK	MGMT NS	07/05/2025	$11,661.84	$11,953.38	$12,252.22	$12,558.52	$12,872.48	$13,194.30	$13,524.15	$13,862.26	$14,208.81	$14,564.04	$14,928.14
B66	CITY CLERK SPECIALIST	BCEA	07/05/2025	$4,165.52	$4,269.66	$4,376.39	$4,485.80	$4,597.95	$4,712.90	$4,830.72	$4,951.50	$5,075.28	$5,202.17	$5,332.22
M02	CITY ENGINEER	MGMT NS	07/05/2025	$12,802.08	$13,122.13	$13,450.19	$13,786.44	$14,131.10	$14,484.38	$14,846.49	$15,217.66	$15,598.09	$15,988.05	$16,387.75
3	CITY MANAGER	N/A	03/29/2025	$28,424.25										
M03	CITY PLANNER	MGMT NS	07/05/2025	$12,263.79	$12,570.39	$12,884.65	$13,206.77	$13,536.95	$13,875.37	$14,222.26	$14,577.82	$14,942.26	$15,315.81	$15,698.71
N10	CIVILIAN INVESTIGATOR	POLICE	01/05/2025	$6,352.55	$6,511.14	$6,674.62	$6,842.15	$7,012.94	$7,187.79	$7,367.53	$7,552.15	$7,740.83	$7,934.39	$8,132.83
B24	CODE ENFORCE OFFICER	BCEA	07/05/2025	$6,556.39	$6,720.30	$6,888.31	$7,060.51	$7,237.03	$7,417.95	$7,603.40	$7,793.48	$7,988.31	$8,188.02	$8,392.72
B13	COMBO INSPECTOR I	BCEA	07/05/2025	$5,564.83	$5,703.95	$5,846.55	$5,992.71	$6,142.53	$6,296.09	$6,453.50	$6,614.84	$6,780.21	$6,949.72	$7,123.47
B12	COMBO INSPECTOR II	BCEA	07/05/2025	$6,556.39	$6,720.30	$6,888.31	$7,060.51	$7,237.03	$7,417.95	$7,603.40	$7,793.48	$7,988.31	$8,188.02	$8,392.72
M04	COMM & MKTG MANAGER	MGMT NS	07/05/2025	$10,526.60	$10,789.77	$11,059.51	$11,336.00	$11,619.40	$11,909.89	$12,207.64	$12,512.83	$12,825.64	$13,146.29	$13,474.95
A18	COMM & MKTNG ANALYST	APEA	07/05/2025	$8,046.76	$8,247.93	$8,454.12	$8,665.47	$8,882.11	$9,104.17	$9,331.77	$9,565.06	$9,804.19	$10,049.29	$10,300.52
M10	COMM DEV MANAGER	MGMT NS	07/05/2025	$10,899.92	$11,172.42	$11,451.74	$11,738.03	$12,031.49	$12,332.27	$12,640.58	$12,956.59	$13,280.51	$13,612.51	$13,952.83
A08	COMM SV SPECIALIST I	APEA	07/05/2025	$5,219.35	$5,349.83	$5,483.58	$5,620.67	$5,761.19	$5,905.21	$6,052.85	$6,204.17	$6,359.27	$6,518.25	$6,681.21
A07	COMM SV SPECIALST II	APEA	07/05/2025	$5,893.16	$6,040.49	$6,191.50	$6,346.28	$6,504.94	$6,667.57	$6,834.25	$7,005.11	$7,180.24	$7,359.74	$7,543.73

CITY OF BREA

SALARY TABLE AS OF JULY 5, 2025 - REGULAR FULL-TIME CLASSIFICATIONS

Job Code	Job Title	Unit	Effective Date	Approx Monthly Min. / Step 1	Step 2	Step 3	Step 4	Step 5	Step 6	Step 7	Step 8	Step 9	Step 10	Approx Monthly Max. / Step 11
M05	COMM SVC MANAGER	MGMT NS	07/05/2025	$10,227.28	$10,482.96	$10,745.03	$11,013.66	$11,289.01	$11,571.23	$11,860.50	$12,157.01	$12,460.94	$12,772.46	$13,091.77
A06	COMM SVS SUPERVISOR	APEA	07/05/2025	$7,829.65	$8,025.40	$8,226.04	$8,431.69	$8,642.48	$8,858.55	$9,080.01	$9,307.01	$9,539.69	$9,778.18	$10,022.63
B60	COMM. DEV SPEC.	BCEA	07/05/2025	$4,836.83	$4,957.76	$5,081.70	$5,208.74	$5,338.96	$5,472.43	$5,609.24	$5,749.47	$5,893.21	$6,040.54	$6,191.55
N01	COMM. SUPERVISOR	POLICE	01/05/2025	$7,942.77	$8,141.06	$8,345.45	$8,554.93	$8,768.47	$8,987.10	$9,211.83	$9,442.65	$9,678.57	$9,920.58	$10,168.70
E07	COMMUNITY DEV DIR	N/A	07/20/2024	$16,252.19										$19,502.68
E03	COMMUNITY SVCS DIR	N/A	07/20/2024	$15,408.52										$18,490.28
N14	CRIME ANALYST	POLICE	01/05/2025	$7,076.15	$7,252.80	$7,434.89	$7,621.51	$7,811.76	$8,006.53	$8,206.74	$8,412.38	$8,622.56	$8,838.17	$9,059.21
N11	CRIME SCENE INVSTGTR	POLICE	01/05/2025	$6,837.58	$7,008.27	$7,184.22	$7,364.55	$7,548.38	$7,736.59	$7,930.05	$8,128.76	$8,331.84	$8,540.18	$8,753.78
A11	DEPUTY CITY CLERK/REC SUP	APEA	07/05/2025	$7,211.45	$7,391.74	$7,576.53	$7,765.95	$7,960.09	$8,159.10	$8,363.08	$8,572.16	$8,786.46	$9,006.12	$9,231.27
E09	DEPUTY CITY MANAGER / DIR	N/A	07/20/2024	$19,457.00										$23,348.00
M21	DEPUTY DIR OF ADMIN SVS	MGMT NS	07/05/2025	$14,257.51	$14,613.95	$14,979.30	$15,353.78	$15,737.63	$16,131.07	$16,534.34	$16,947.70	$17,371.40	$17,805.68	$18,250.82
M24	DEPUTY DIR OF COMM DEV	MGMT NS	07/05/2025	$13,339.50	$13,672.98	$14,014.81	$14,365.18	$14,724.31	$15,092.42	$15,469.73	$15,856.47	$16,252.88	$16,659.20	$17,075.68
M22	DEPUTY DIR OF COMM SVS	MGMT NS	07/05/2025	$12,646.24	$12,962.40	$13,286.46	$13,618.62	$13,959.09	$14,308.06	$14,665.77	$15,032.41	$15,408.22	$15,793.42	$16,188.26
M25	DEPUTY DIR OF PUBLIC WORKS	MGMT NS	07/05/2025	$13,492.30	$13,829.61	$14,175.35	$14,529.73	$14,892.97	$15,265.30	$15,646.93	$16,037.25	$16,439.06	$16,850.03	$17,271.28
A63	DEPUTY FIRE MARSHAL	APEA	07/05/2025	$7,907.48	$8,105.17	$8,307.80	$8,515.49	$8,728.39	$8,946.59	$9,170.26	$9,399.52	$9,634.51	$9,875.38	$10,122.26
B27	DUPLICATING TECH I	BCEA	07/05/2025	$4,011.41	$4,111.70	$4,214.49	$4,319.85	$4,427.85	$4,538.54	$4,652.00	$4,768.30	$4,887.50	$5,009.69	$5,134.93
B26	DUPLICATING TECH II	BCEA	07/05/2025	$5,011.92	$5,137.22	$5,265.65	$5,397.29	$5,532.22	$5,670.53	$5,812.30	$5,957.61	$6,106.55	$6,259.22	$6,415.70
B56	ECON DEV ANALYST I	BCEA	07/05/2025	$6,470.89	$6,632.66	$6,798.48	$6,968.45	$7,142.66	$7,321.23	$7,504.26	$7,691.87	$7,884.16	$8,081.27	$8,283.30
A21	ECON DEV ANALYST II	APEA	07/05/2025	$7,175.80	$7,355.20	$7,539.07	$7,727.55	$7,920.74	$8,118.76	$8,321.73	$8,529.77	$8,743.02	$8,961.59	$9,185.63
A19	EMERGENCY PREP COORD	APEA	07/05/2025	$8,045.74	$8,246.89	$8,453.06	$8,664.39	$8,881.01	$9,103.03	$9,330.61	$9,563.87	$9,802.96	$10,048.04	$10,299.24
M18	EMS MANAGER	MGMT NS	07/05/2025	$8,921.69	$9,144.74	$9,373.35	$9,607.68	$9,847.87	$10,094.06	$10,346.42	$10,605.08	$10,870.20	$11,141.96	$11,420.51
B31	ENGINEERING TECH I	BCEA	07/05/2025	$5,000.00	$5,125.00	$5,253.12	$5,384.45	$5,519.06	$5,657.04	$5,798.47	$5,943.43	$6,092.02	$6,244.32	$6,400.43
B30	ENGINEERING TECH II	BCEA	07/05/2025	$6,001.85	$6,151.89	$6,305.69	$6,463.33	$6,624.92	$6,790.55	$6,960.31	$7,134.32	$7,312.68	$7,495.49	$7,682.88
B09	ENVIR SERVS INSPECT	BCEA	07/05/2025	$6,607.02	$6,772.19	$6,941.50	$7,115.04	$7,292.92	$7,475.25	$7,662.13	$7,853.68	$8,050.02	$8,251.28	$8,457.56
A20	ENVIRON SERVS COOR	APEA	07/05/2025	$8,691.81	$8,909.10	$9,131.82	$9,360.12	$9,594.12	$9,833.97	$10,079.82	$10,331.82	$10,590.12	$10,854.87	$11,126.24
A12	EXECUTIVE ASSISTANT	APEA	07/05/2025	$5,698.32	$5,840.78	$5,986.80	$6,136.47	$6,289.89	$6,447.13	$6,608.31	$6,773.52	$6,942.86	$7,116.43	$7,294.35
M06	FINANCIAL SVC MGR	MGMT NS	07/05/2025	$11,264.29	$11,545.89	$11,834.54	$12,130.41	$12,433.66	$12,744.51	$13,063.12	$13,389.69	$13,724.44	$14,067.56	$14,419.24
FM1	FIRE BATTALION CHIEF	FIRE MGMT	01/05/2025	$13,057.98	$13,383.97	$13,719.99	$14,064.37	$14,415.44	$14,774.86	$15,144.32	$15,523.80	$15,911.65	$16,309.52	$16,717.42
F20	FIRE CAPTAIN	FIRE	07/05/2025	$10,134.63	$10,387.64	$10,648.43	$10,915.71	$11,188.18	$11,467.14	$11,753.88	$12,048.41	$12,349.43	$12,658.23	$12,974.81
ES1	FIRE CHIEF	N/A	07/20/2024	$18,849.39										$22,619.33
FM_3	FIRE DEPUTY CHIEF	FIRE MGMT	01/21/2025	$15,800.16	$16,195.16	$16,600.04	$17,015.04	$17,440.42	$17,876.43	$18,323.34	$18,781.42	$19,250.96	$19,732.23	$20,228.06
FM2	FIRE DIVISION CHIEF	FIRE MGMT	01/21/2025	$14,363.78	$14,722.87	$15,090.95	$15,468.22	$15,854.92	$16,251.30	$16,657.58	$17,076.18	$17,502.81	$17,940.47	$18,389.16
F05	FIRE ENGINEER	FIRE	07/05/2025	$8,631.95	$8,847.44	$9,069.57	$9,297.22	$9,529.29	$9,766.89	$10,011.12	$10,261.97	$10,518.36	$10,781.37	$11,051.02
M20	FIRE MARSHAL - NON SWORN	MGMT NS	07/05/2025	$9,283.29	$9,515.37	$9,753.26	$9,997.08	$10,247.01	$10,503.19	$10,765.77	$11,034.91	$11,310.79	$11,593.56	$11,883.40
B34	FIRE PREV SPEC I	BCEA	07/05/2025	$6,170.53	$6,324.80	$6,482.92	$6,644.99	$6,811.12	$6,981.39	$7,155.93	$7,334.83	$7,518.20	$7,706.15	$7,898.80
B33	FIRE PREV SPEC II	BCEA	07/05/2025	$7,015.35	$7,190.74	$7,370.51	$7,554.78	$7,743.65	$7,937.24	$8,135.67	$8,339.07	$8,547.54	$8,761.23	$8,980.26
A50	FIRE PROTECT ANALYST	APEA	07/05/2025	$7,188.63	$7,368.34	$7,552.55	$7,741.37	$7,934.90	$8,133.27	$8,336.61	$8,545.02	$8,758.64	$8,977.61	$9,202.06

CITY OF BREA

SALARY TABLE AS OF JULY 5, 2025 - REGULAR FULL-TIME CLASSIFICATIONS

Job Code	Job Title	Unit	Effective Date	Approx Monthly Min. / Step 1	Step 2	Step 3	Step 4	Step 5	Step 6	Step 7	Step 8	Step 9	Step 10	Approx Monthly Max. / Step 11
F01	FIREFIGHTER	FIRE	07/05/2025	$7,682.55	$7,874.34	$8,072.04	$8,274.65	$8,481.20	$8,692.66	$8,910.02	$9,133.29	$9,361.48	$9,595.56	$9,835.55
UR1	FIREFIGHTER TRAINEE (NS)	N/A	07/09/2022	$6,168.69										
A46	FISCAL SPECIALIST	APEA	07/05/2025	$6,312.76	$6,470.58	$6,632.34	$6,798.15	$6,968.11	$7,142.31	$7,320.87	$7,503.89	$7,691.49	$7,883.78	$8,080.88
A14	FLEET SUPERVISOR	APEA	07/05/2025	$7,677.27	$7,869.19	$8,065.93	$8,267.57	$8,474.26	$8,686.12	$8,903.27	$9,125.85	$9,354.00	$9,587.85	$9,827.55
A44	GIS ANALYST	APEA	07/05/2025	$7,833.50	$8,029.34	$8,230.07	$8,435.82	$8,646.72	$8,862.89	$9,084.46	$9,311.56	$9,544.36	$9,782.96	$10,027.53
B36	HEAVY EQUIP MECH I	BCEA	07/05/2025	$5,038.17	$5,164.12	$5,293.22	$5,425.55	$5,561.19	$5,700.22	$5,842.73	$5,988.79	$6,138.52	$6,291.98	$6,449.28
B35	HEAVY EQUIP MECH II	BCEA	07/05/2025	$5,542.88	$5,681.46	$5,823.49	$5,969.08	$6,118.31	$6,271.27	$6,428.05	$6,588.75	$6,753.47	$6,922.30	$7,095.35
B59	HELP DESK TECH	BCEA	07/05/2025	$5,407.12	$5,542.30	$5,680.85	$5,822.88	$5,968.45	$6,117.67	$6,270.61	$6,427.38	$6,588.06	$6,752.77	$6,921.59
A54	HR ANALYST I	APEA	07/05/2025	$7,666.20	$7,857.85	$8,054.30	$8,255.66	$8,462.05	$8,673.60	$8,890.44	$9,112.70	$9,340.51	$9,574.03	$9,813.38
A27	HR ANALYST II	APEA	07/05/2025	$8,428.76	$8,639.47	$8,855.46	$9,076.85	$9,303.77	$9,536.37	$9,774.77	$10,019.14	$10,269.62	$10,526.36	$10,789.51
A28	HR TECHNICIAN	APEA	07/05/2025	$6,135.93	$6,289.32	$6,446.56	$6,607.72	$6,772.91	$6,942.23	$7,115.79	$7,293.68	$7,476.01	$7,662.91	$7,854.49
B08	HSG REHAB SPECIALIST	BCEA	07/05/2025	$6,395.92	$6,555.82	$6,719.72	$6,887.71	$7,059.91	$7,236.41	$7,417.32	$7,602.76	$7,792.83	$7,987.65	$8,187.35
M15	HUMAN RESOURES MGR	MGMT NS	07/05/2025	$12,094.58	$12,396.95	$12,706.87	$13,024.54	$13,350.15	$13,683.91	$14,026.01	$14,376.66	$14,736.07	$15,104.47	$15,482.09
A24	INFO TECH SUPERVISOR	APEA	07/05/2025	$9,438.03	$9,673.98	$9,915.83	$10,163.73	$10,417.82	$10,678.27	$10,945.22	$11,218.85	$11,499.33	$11,786.81	$12,081.48
M08	INFO TECHNO MANAGER	MGMT NS	07/05/2025	$12,102.77	$12,405.34	$12,715.47	$13,033.36	$13,359.19	$13,693.17	$14,035.51	$14,386.40	$14,746.05	$15,114.71	$15,492.58
A35	IT ENTRPRS ACT ADMIN	APEA	07/05/2025	$9,322.61	$9,555.68	$9,794.57	$10,039.44	$10,290.42	$10,547.68	$10,811.38	$11,081.66	$11,358.71	$11,642.68	$11,933.75
A40	IT SPECIALIST I	APEA	07/05/2025	$7,081.19	$7,258.22	$7,439.68	$7,625.67	$7,816.32	$8,011.73	$8,212.02	$8,417.33	$8,627.76	$8,843.45	$9,064.54
A41	IT SPECIALIST II	APEA	07/05/2025	$7,722.09	$7,915.14	$8,113.02	$8,315.84	$8,523.74	$8,736.83	$8,955.25	$9,179.13	$9,408.61	$9,643.83	$9,884.93
N07	JAILER	POLICE	01/05/2025	$5,379.97	$5,514.28	$5,652.72	$5,794.61	$5,939.25	$6,087.33	$6,239.55	$6,395.90	$6,555.70	$6,719.63	$6,887.68
B11	JR PLANS CHECKER	BCEA	07/05/2025	$6,556.39	$6,720.30	$6,888.31	$7,060.51	$7,237.03	$7,417.95	$7,603.40	$7,793.48	$7,988.31	$8,188.02	$8,392.72
B15	LS MAINT CTRCT ADMIN	BCEA	07/05/2025	$5,968.48	$6,117.69	$6,270.63	$6,427.40	$6,588.08	$6,752.79	$6,921.61	$7,094.65	$7,272.01	$7,453.81	$7,640.16
M11	MAINT SRVS SUPERINT	MGMT NS	07/05/2025	$9,568.67	$9,807.88	$10,053.08	$10,304.41	$10,562.01	$10,826.06	$11,096.72	$11,374.13	$11,658.49	$11,949.95	$12,248.70
B23	MAINT SVC WORKER I	BCEA	07/05/2025	$4,556.59	$4,670.51	$4,787.27	$4,906.95	$5,029.62	$5,155.36	$5,284.25	$5,416.35	$5,551.76	$5,690.56	$5,832.83
B22	MAINT SVC WORKER II	BCEA	07/05/2025	$4,784.63	$4,904.24	$5,026.85	$5,152.53	$5,281.34	$5,413.37	$5,548.71	$5,687.42	$5,829.60	$5,975.34	$6,124.72
A34	MANAGEMENT ANALYST I	APEA	07/05/2025	$6,498.59	$6,661.05	$6,827.58	$6,998.27	$7,173.22	$7,352.56	$7,536.37	$7,724.77	$7,917.89	$8,115.83	$8,318.73
A17	MANAGEMENT ANALYST II	APEA	07/05/2025	$7,312.65	$7,495.46	$7,682.85	$7,874.92	$8,071.79	$8,273.59	$8,480.43	$8,692.44	$8,909.76	$9,132.50	$9,360.82
B70	MANAGEMENT ASSISTANT	BCEA	07/05/2025	$5,697.05	$5,839.48	$5,985.47	$6,135.11	$6,288.48	$6,445.69	$6,606.84	$6,772.01	$6,941.31	$7,114.84	$7,292.71
B43	MEDIA SVC SPEC I	BCEA	07/05/2025	$5,465.09	$5,601.71	$5,741.75	$5,885.29	$6,032.43	$6,183.23	$6,337.82	$6,496.26	$6,658.66	$6,825.13	$6,995.76
A26	MEDIA SVS SPEC II	APEA	07/05/2025	$5,996.14	$6,146.05	$6,299.70	$6,457.19	$6,618.62	$6,784.08	$6,953.69	$7,127.53	$7,305.72	$7,488.36	$7,675.57
N08	PARKING CTRL OFFICER	POLICE	01/05/2025	$4,873.10	$4,994.76	$5,120.16	$5,248.68	$5,379.69	$5,513.83	$5,651.70	$5,793.32	$5,938.06	$6,086.54	$6,238.77
A65	PAYROLL SUPERVISOR	APEA	07/05/2025	$6,312.76	$6,470.58	$6,632.34	$6,798.15	$6,968.11	$7,142.31	$7,320.87	$7,503.89	$7,691.49	$7,883.78	$8,080.88
B71	PAYROLL TECHNICIAN	BCEA	07/05/2025	$5,252.19	$5,383.49	$5,518.08	$5,656.03	$5,797.43	$5,942.36	$6,090.92	$6,243.20	$6,399.28	$6,559.26	$6,723.24
B62	PERMIT TECHNICIAN	BCEA	07/05/2025	$4,770.69	$4,889.95	$5,012.20	$5,137.50	$5,265.94	$5,397.58	$5,532.52	$5,670.83	$5,812.60	$5,957.91	$6,106.86
A29	PLAN CHECKER	APEA	07/05/2025	$8,040.22	$8,241.23	$8,447.26	$8,658.44	$8,874.91	$9,096.78	$9,324.20	$9,557.30	$9,796.23	$10,041.14	$10,292.17
B64	PLANNING TECHNICIAN	BCEA	07/05/2025	$5,049.79	$5,176.04	$5,305.43	$5,438.07	$5,574.02	$5,713.37	$5,856.21	$6,002.61	$6,152.68	$6,306.50	$6,464.16
PM1	POLICE CAPTAIN	POLICE MGMT	01/05/2025	$15,316.14	$15,698.51	$16,092.63	$16,496.57	$16,908.35	$17,329.93	$17,763.27	$18,208.39	$18,663.30	$19,129.98	$19,608.43
ES2	POLICE CHIEF	N/A	07/20/2024	$20,412.68										$24,495.29

CITY OF BREA

SALARY TABLE AS OF JULY 5, 2025 - REGULAR FULL-TIME CLASSIFICATIONS

Job Code	Job Title	Unit	Effective Date	Approx Monthly Min. / Step 1	Step 2	Step 3	Step 4	Step 5	Step 6	Step 7	Step 8	Step 9	Step 10	Approx Monthly Max. / Step 11
B65	POLICE COMM. OUTRCH COOR.	BCEA	07/05/2025	$5,601.72	$5,741.76	$5,885.30	$6,032.44	$6,183.24	$6,337.83	$6,496.27	$6,658.68	$6,825.14	$6,995.77	$7,170.66
PM2	POLICE LT.	POLICE MGMT	01/05/2025	$13,121.91	$13,449.50	$13,787.16	$14,133.23	$14,486.01	$14,847.20	$15,218.46	$15,599.81	$15,989.55	$16,389.37	$16,799.27
N16	POLICE OFCR RECRUIT	POLICE	01/05/2025	$7,626.13										
P02	POLICE OFFICER	POLICE	01/05/2025	$8,129.21	$8,332.16	$8,541.35	$8,755.74	$8,974.29	$9,198.05	$9,428.06	$9,664.30	$9,905.76	$10,153.45	$10,407.39
A30	POLICE REC & P&E SPVR	APEA	07/05/2025	$8,411.30	$8,621.59	$8,837.12	$9,058.05	$9,284.50	$9,516.62	$9,754.53	$9,998.40	$10,248.36	$10,504.56	$10,767.18
B19	POLICE RECORDS CLERK	BCEA	07/05/2025	$4,539.17	$4,652.65	$4,768.97	$4,888.19	$5,010.40	$5,135.66	$5,264.05	$5,395.65	$5,530.55	$5,668.81	$5,810.54
B18	POLICE RECORDS TECH	BCEA	07/05/2025	$4,766.88	$4,886.05	$5,008.20	$5,133.41	$5,261.75	$5,393.29	$5,528.12	$5,666.32	$5,807.98	$5,953.18	$6,102.01
P20	POLICE SGT	POLICE	01/05/2025	$10,506.32	$10,768.61	$11,038.97	$11,316.05	$11,598.51	$11,887.70	$12,184.96	$12,490.29	$12,802.35	$13,122.47	$13,450.67
N05	POLICE SVS. OFFICER	POLICE	01/05/2025	$5,360.76	$5,494.59	$5,632.54	$5,773.92	$5,918.04	$6,065.60	$6,217.27	$6,373.06	$6,532.29	$6,695.63	$6,863.09
A49	POLICE TRAIN COORDIN	APEA	07/05/2025	$5,697.05	$5,839.48	$5,985.47	$6,135.11	$6,288.49	$6,445.70	$6,606.84	$6,772.01	$6,941.31	$7,114.84	$7,292.71
A66	PRINCIPAL ACCOUNTANT	APEA	07/05/2025	$9,067.75	$9,294.44	$9,526.81	$9,764.98	$10,009.10	$10,259.33	$10,515.81	$10,778.71	$11,048.17	$11,324.38	$11,607.49
A39	PRINCIPAL CIVIL ENG	APEA	07/05/2025	$10,449.94	$10,711.19	$10,978.97	$11,253.44	$11,534.78	$11,823.16	$12,118.74	$12,421.71	$12,732.25	$13,050.56	$13,376.83
A67	PRINCIPAL HR ANALYST	APEA	07/05/2025	$10,427.91	$10,688.61	$10,955.83	$11,229.72	$11,510.47	$11,798.23	$12,093.18	$12,395.51	$12,705.40	$13,023.03	$13,348.61
A68	PRINCIPAL MGMT ANALYST	APEA	07/05/2025	$9,067.75	$9,294.44	$9,526.81	$9,764.98	$10,009.10	$10,259.33	$10,515.81	$10,778.71	$11,048.17	$11,324.38	$11,607.49
A69	PRINCIPAL PLANNER	APEA	07/05/2025	$10,098.86	$10,351.33	$10,610.11	$10,875.37	$11,147.25	$11,425.93	$11,711.58	$12,004.37	$12,304.48	$12,612.09	$12,927.39
A61	PROCURE & CONTR ADMIN	APEA	07/05/2025	$7,329.04	$7,512.27	$7,700.08	$7,892.58	$8,089.89	$8,292.14	$8,499.44	$8,711.93	$8,929.73	$9,152.98	$9,381.80
N06	PROP & EVIDENCE TECH	POLICE	01/05/2025	$5,377.04	$5,511.28	$5,649.64	$5,791.45	$5,936.01	$6,084.02	$6,236.16	$6,392.42	$6,552.13	$6,715.97	$6,883.93
N04	PUBLIC SAFETY DISPATCHER I	POLICE	01/05/2025	$5,458.61	$5,594.89	$5,735.35	$5,879.31	$6,026.07	$6,176.32	$6,330.76	$6,489.40	$6,651.53	$6,817.85	$6,988.37
N03	PUBLIC SAFETY DISPATCHER II	POLICE	01/05/2025	$6,005.69	$6,155.62	$6,310.16	$6,468.55	$6,630.02	$6,795.33	$6,965.25	$7,139.78	$7,318.16	$7,501.15	$7,688.76
B20	PUBLIC WORKS CREW LDR	BCEA	07/05/2025	$5,683.22	$5,825.30	$5,970.93	$6,120.19	$6,273.20	$6,430.03	$6,590.78	$6,755.55	$6,924.43	$7,097.54	$7,274.97
E04	PUBLIC WORKS DIR	N/A	07/20/2024	$16,438.99										$19,726.84
M26	PUBLIC WORKS MANAGER	MGMT NS	07/05/2025	$10,525.54	$10,788.68	$11,058.39	$11,334.85	$11,618.22	$11,908.68	$12,206.40	$12,511.56	$12,824.35	$13,144.95	$13,473.58
A15	PUBLIC WORKS SPRVSR	APEA	07/05/2025	$7,293.42	$7,475.76	$7,662.66	$7,854.23	$8,050.58	$8,251.84	$8,458.13	$8,669.59	$8,886.33	$9,108.50	$9,336.21
M27	PUBLIC WORKS UTILIT SUPERINT	MGMT NS	07/05/2025	$11,578.09	$11,867.54	$12,164.23	$12,468.34	$12,780.05	$13,099.55	$13,427.04	$13,762.71	$14,106.78	$14,459.45	$14,820.94
A70	PUBLIC WORKS UTLTY SPRVSR	APEA	07/05/2025	$8,389.79	$8,599.53	$8,814.52	$9,034.88	$9,260.76	$9,492.28	$9,729.58	$9,972.82	$10,222.14	$10,477.70	$10,739.64
M09	PURCHASING AGENT	MGMT NS	07/05/2025	$10,227.28	$10,482.96	$10,745.03	$11,013.66	$11,289.01	$11,571.23	$11,860.50	$12,157.01	$12,460.94	$12,772.46	$13,091.77
A52	RADIO FREQUENCY SP	APEA	07/05/2025	$8,491.79	$8,704.09	$8,921.69	$9,144.74	$9,373.35	$9,607.68	$9,847.87	$10,094.06	$10,346.42	$10,605.08	$10,870.20
A47	REDEV PROJECT MGR	APEA	07/05/2025	$8,080.36	$8,282.36	$8,489.42	$8,701.65	$8,919.19	$9,142.17	$9,370.72	$9,604.99	$9,845.11	$10,091.24	$10,343.52
B58	REPROGRAPHICS SPEC.	BCEA	07/05/2025	$6,001.85	$6,151.89	$6,305.69	$6,463.33	$6,624.92	$6,790.55	$6,960.31	$7,134.32	$7,312.68	$7,495.49	$7,682.88
M13	REVENUE & BUDGET MGR	MGMT NS	07/05/2025	$10,552.31	$10,816.11	$11,086.51	$11,363.67	$11,647.76	$11,938.96	$12,237.43	$12,543.36	$12,856.94	$13,178.36	$13,507.82
A48	SOFTWARE DEVELOPER I	APEA	07/05/2025	$7,020.59	$7,196.11	$7,376.01	$7,560.42	$7,749.43	$7,943.16	$8,141.74	$8,345.28	$8,553.92	$8,767.77	$8,986.96
A42	SOFTWAREDEVELOPER II	APEA	07/05/2025	$7,722.09	$7,915.14	$8,113.02	$8,315.84	$8,523.74	$8,736.83	$8,955.25	$9,179.13	$9,408.61	$9,643.83	$9,884.93
A23	SR BUYER	APEA	07/05/2025	$6,107.35	$6,260.03	$6,416.54	$6,576.95	$6,741.38	$6,909.92	$7,082.66	$7,259.73	$7,441.22	$7,627.25	$7,817.93
A53	SR. ACCOUNTANT	APEA	07/05/2025	$7,608.01	$7,798.21	$7,993.16	$8,192.99	$8,397.82	$8,607.76	$8,822.95	$9,043.53	$9,269.61	$9,501.36	$9,738.89
A59	SR. BLDG INSPECTOR	APEA	07/05/2025	$7,485.33	$7,672.46	$7,864.27	$8,060.88	$8,262.40	$8,468.95	$8,680.68	$8,897.69	$9,120.13	$9,348.14	$9,581.85
A05	SR. COMM SVS SPRVSR	APEA	07/05/2025	$9,002.14	$9,227.19	$9,457.87	$9,694.31	$9,936.68	$10,185.10	$10,439.72	$10,700.72	$10,968.23	$11,242.44	$11,523.51
A09	SR. EX ASST/CITY MGR	APEA	07/05/2025	$7,394.39	$7,579.25	$7,768.73	$7,962.95	$8,162.02	$8,366.08	$8,575.23	$8,789.61	$9,009.35	$9,234.58	$9,465.45

CITY OF BREA

SALARY TABLE AS OF JULY 5, 2025 - REGULAR FULL-TIME CLASSIFICATIONS

Job Code	Job Title	Unit	Effective Date	Approx Monthly Min. / Step 1	Step 2	Step 3	Step 4	Step 5	Step 6	Step 7	Step 8	Step 9	Step 10	Approx Monthly Max. / Step 11
B41	SR. FIRE PREV SPEC	BCEA	07/05/2025	$7,716.89	$7,909.82	$8,107.56	$8,310.24	$8,518.00	$8,730.95	$8,949.22	$9,172.96	$9,402.28	$9,637.33	$9,878.26
A62	SR. FISCAL ANALYST	APEA	07/05/2025	$8,850.30	$9,071.57	$9,298.35	$9,530.81	$9,769.07	$10,013.31	$10,263.64	$10,520.22	$10,783.23	$11,052.82	$11,329.14
A45	SR. GIS ANALYST	APEA	07/05/2025	$8,617.43	$8,832.86	$9,053.69	$9,280.03	$9,512.03	$9,749.83	$9,993.57	$10,243.41	$10,499.50	$10,761.99	$11,031.05
A43	SR. HR ANALYST	APEA	07/05/2025	$9,271.98	$9,503.78	$9,741.37	$9,984.90	$10,234.52	$10,490.39	$10,752.66	$11,021.48	$11,297.02	$11,579.44	$11,868.93
A51	SR. IT SPECIALIST	APEA	07/05/2025	$8,108.93	$8,311.65	$8,519.44	$8,732.43	$8,950.74	$9,174.50	$9,403.87	$9,638.97	$9,879.94	$10,126.94	$10,380.11
A37	SR. MEDIA SVS SPEC-AV	APEA	07/05/2025	$7,481.86	$7,668.91	$7,860.63	$8,057.15	$8,258.59	$8,465.05	$8,676.68	$8,893.60	$9,115.94	$9,343.85	$9,577.45
A16	SR. MGMNT ANALYST	APEA	07/05/2025	$8,045.74	$8,246.89	$8,453.06	$8,664.39	$8,881.01	$9,103.03	$9,330.61	$9,563.87	$9,802.96	$10,048.04	$10,299.24
A03	SR. PLANNER	APEA	07/05/2025	$8,976.76	$9,201.19	$9,431.22	$9,667.01	$9,908.68	$10,156.40	$10,410.30	$10,670.56	$10,937.33	$11,210.76	$11,491.03
B17	SR. POL REC'DS TECH	BCEA	07/05/2025	$5,241.84	$5,372.89	$5,507.21	$5,644.89	$5,786.01	$5,930.66	$6,078.94	$6,230.91	$6,386.68	$6,546.35	$6,710.00
N02	SR. PS DISPATCHER	POLICE	01/05/2025	$6,606.23	$6,771.15	$6,941.15	$7,115.37	$7,292.98	$7,474.82	$7,661.73	$7,853.72	$8,049.94	$8,251.23	$8,457.59
B45	ST SWEEPER OPERATOR	BCEA	07/05/2025	$5,132.15	$5,260.45	$5,391.96	$5,526.76	$5,664.93	$5,806.55	$5,951.71	$6,100.50	$6,253.02	$6,409.34	$6,569.58
A71	UTILITY BILLING SPRVSR	APEA	07/05/2025	$6,312.76	$6,470.58	$6,632.34	$6,798.15	$6,968.11	$7,142.31	$7,320.87	$7,503.89	$7,691.49	$7,883.78	$8,080.88
B52	WATER DIST CREW LDR	BCEA	07/05/2025	$6,618.50	$6,783.96	$6,953.55	$7,127.39	$7,305.58	$7,488.22	$7,675.43	$7,867.32	$8,064.00	$8,265.60	$8,472.24
B54	WATER DIST OPER I	BCEA	07/05/2025	$5,003.62	$5,128.71	$5,256.93	$5,388.35	$5,523.07	$5,661.14	$5,802.67	$5,947.73	$6,096.43	$6,248.84	$6,405.06
B53	WATER DIST OPER II	BCEA	07/05/2025	$5,337.48	$5,470.92	$5,607.69	$5,747.88	$5,891.58	$6,038.87	$6,189.84	$6,344.59	$6,503.20	$6,665.78	$6,832.43
M12	WATER DIST SUPERINT	MGMT NS	07/05/2025	$10,524.68	$10,787.79	$11,057.49	$11,333.92	$11,617.27	$11,907.70	$12,205.39	$12,510.53	$12,823.29	$13,143.87	$13,472.46
A36	WATER DIST SUPERVISOR	APEA	07/05/2025	$7,990.28	$8,190.03	$8,394.79	$8,604.65	$8,819.77	$9,040.27	$9,266.27	$9,497.93	$9,735.38	$9,978.76	$10,228.23

SECTION 2

CITY OF BREA

SALARY TABLE - REGULAR PART-TIME AND PART-TIME INTERMITTENT CLASSIFICATIONS

Job Code	Job Title	Unit	Effective Date	Min. / Step 1	Step 2	Step 3	Step 4	Step 5	Step 6	Max. / Step 7
MIN	ADMINISTRATIVE INTERN COMMUNITY SERVICES WORKER LIFEGUARD MAIL ROOM STORES CLERK RESERVE POLICE TRAINEE TECHNICAL INTERN	Non-Represented - Part-Time	01/01/2025	$16.50	$16.91	$17.34	$17.77	$18.21	$18.67	$19.13
919	COMM SVS SHUTTLE DRIVER	Non-Represented - Part-Time	04/01/2023	$23.80	$24.40	$25.00	$25.63	$26.72	$26.93	$27.60
903	COMMUNITY SERVICES COORDINATOR	Non-Represented - Part-Time	01/01/2025	$21.96	$22.51	$23.07	$23.65	$24.24	$24.85	$25.47
905 909	COMMUNITY SERVICES LEADER SWN INSTRUCTOR	Non-Represented - Part-Time	01/01/2025	$18.15	$18.60	$19.07	$19.55	$20.03	$20.54	$21.05
907 904 908	FACILITIES WORKER SR. COMMUNITY SERVICES LEADER SR. LIFEGUARD	Non-Represented - Part-Time	01/01/2025	$19.97	$20.47	$20.98	$21.51	$22.04	$22.59	$23.16
912	POLICE CADET	Non-Represented - Part-Time	04/01/2023	$17.54	$17.98	$18.43	$18.89	$19.36	$19.84	$20.34
915	SPECIALIST	Non-Represented - Part-Time	01/01/2025	$16.00						$100.00
927 928	GOLF COURSE SPECIALIST RECYCLING COORDINATOR	Non-Represented - Part-Time	04/01/2023	$31.92	$32.72	$33.54	$34.38	$35.24	$36.12	$37.03

SECTION 3

CITY OF BREA

SALARY TABLE - CITY COUNCIL AND ELECTED CLASSIFICATIONS

Job Code	Job Title	Unit	Effective Date	Min. / Step 1	Step 2	Step 3	Step 4	Step 5	Step 6	Max. / Step 7
2	CITY TREASURER	N/A	12/01/2004	$50.00/month stipend						
1	CITY COUNCIL	N/A	01/01/2025	$824.00/monthly						

City of Brea

City Council Regular Meeting Communication

C. Resolution Opposing Amended Rules 1111 and 1121

Meeting	Agenda Group
Tuesday, May 6, 2025, 7:00 PM	CONSENT CALENDAR Item: 5C.

TO	FROM
Honorable Mayor and City Council Members	Kristin Griffith, City Manager

RECOMMENDATION

Approve Resolution No. 2025-035 opposing South Coast Air Quality Management District (SCAQMD) Proposed Amended Rules 1111 and 1121.

BACKGROUND/DISCUSSION

South Coast Air Quality Management District (SCAQMD) serves as the regional air pollution control agency for Los Angeles, Orange, Riverside, and San Bernardino counties, overseeing the regulation of stationary sources of air pollution. SCAQMD is currently considering the adoption of Rules 1111 and 1121, which aim to regulate air emissions from gas-powered central furnaces and residential-type natural gas-powered water heaters. While the intent of these rules are to reduce air pollution, there are concerns about the significant financial burdens on local residents and businesses. These regulations will impose significant financial burdens on to approximately 17 million homeowners, renters, and business owners.

The implementation of Rules 1111 and 1121 is expected to result in over $20 billion in costs to consumers. These rules include a ban on natural gas-powered furnaces and water heaters in new construction starting in 2026, as well as a phase-out of existing units by 2027. This would significantly increase construction costs and further exacerbate the housing affordability crisis already affecting Southern California. As local governments face pressure to build more affordable housing, any regulations that raise costs must be carefully examined to ensure that the benefits justify the financial strain placed on residents and businesses.

Moreover, the financial burden of complying with these rules is substantial. Homeowners, apartment owners, and businesses would not only need to replace furnaces and water heaters with all-electric models but also invest in costly upgrades such as electrical panel changes, new plumbing, and structural modifications. This would increase the cost of both new and existing housing, pricing many potential homeowners and renters out of an already expensive market. Apartment owners would also face significant financial challenges, as the costs of replacing natural gas appliances may be passed on to tenants, driving up rent prices in an already strained rental market. Finally, the transition to all-electric water heaters and furnaces would place additional pressure on California's already overstretched electric grid. These systems are essential for daily life, and the increased demand from millions of new electric units would heighten the risk of brownouts and power outages. While my office remains committed to supporting sustainable solutions to combat climate change, it is crucial that such measures balance environmental goals with economic realities.

FISCAL IMPACT/SUMMARY

There is no fiscal impact to the General Fund.

RESPECTFULLY SUBMITTED:

Kristin Griffith, City Manager

Prepared by: Lillian Harris-Neal, City Clerk

Attachments

Resolution Opposing SCAQMD Rules 1111 AND 1121.pdf

RESOLUTION NO. 2025-xxx

A RESOLUTION OF THE CITY COUNCIL OF THE CITY OF BREA OPPOSING SOUTHERN CALIFORNIA AIR QUALITY MANAGEMENT DISTRICT RULES 1111 AND 1121.

A. RECITALS:

(i) The South Coast Air Quality District (SCAQMD) is a regional air pollution control agency representing Los Angeles, Orange, Riverside and San Bernardino counties with responsibility for regulating stationary sources of air pollution;

(ii) The SCAQMD is considering two rules that would have a significant impact on up to 17 million South Coast homeowners, renters and businesses: Rule 1111 would regulate air emissions from gas-powered central furnaces; and Rule 1121 would regulate air emissions from residential-type, natural gas-powered water heaters;

(iii) Rules 1111 and 1121 would impose $20-plus billion in costs to consumers while providing minimal measurable air quality benefits for the four-county SCAQMD service area; City of Brea in order for the City to remain eligible for these funds.

(iv) These two rules would ban the use of natural gas-powered furnaces and water heaters in new construction, taking effect in 2026, further elevating construction costs and housing prices, thereby putting homeownership even further out of reach for many Southern Californians. These rules would phase out existing natural gas furnaces and water heaters in existing single family homes, multi-family housing, and businesses in 2027;

(v) Housing affordability throughout California is and will remain a top public policy priority for (CITY) for the foreseeable future. Local governments are being pressured to build more housing – specifically, housing that people can afford. Any regulations that increase these costs deserve careful scrutiny to ensure that the increased costs are met with an equal or greater amount of benefit to the consumer;

(vi) Unlike most SCAQMD rules that regulate large stationary sources of air pollution like oil refineries and warehouses, Rules 1111 and 1121 specifically target individual homeowners, apartment buildings, and businesses large and small – meaning that the costs of these two rules will be directly borne by hard-working families and business owners;

(vii) Rules 1111 and 1121 would require apartment owners, homeowners and businesses to invest not only in expensive all-electric furnaces and water heaters but would also necessitate that they retrofit homes and businesses with expensive electrical panel upgrades, extensive new plumbing, and physical renovations to accommodate compliant units – further raising the cost of new housing and likely pricing many potential homeowners and renters out of an already expensive market.

(viii) For apartment owners, the mandate to replace natural gas water heaters and furnaces with all-electric units is incredibly expensive. These significant costs will be passed down to tenants – leading to rent increases and placing additional financial pressure on renters in a region already struggling with housing affordability.

(ix) The SCAQMD's water heater and furnace mandates will impose a significant increase in electricity demand on California's electric grid. Transitioning to all-electric water heaters and furnaces means increased demand on an electric grid that has not proven capable of consistently meeting existing demand. Water heaters and furnaces are essential elements in any house, apartment or business. Millions of new electric water heaters and furnaces would draw power from the grid and raise the risk of power brownouts or outages.

B. <u>RESOLUTION:</u>

NOW, THEREFORE, be it found, determined and resolved, by the City Council of the City of Brea as follows:

1. Rules 1111 and 1121 will have a profound impact and impose significant costs on millions of Southern California homeowners, renters and businesses who are already struggling to make ends meet while providing minimal air quality benefit;

2. The City of Brea opposes Proposed Amended Rules 1111 and 1121 and urges the SCAQMD to indefinitely delay or cease consideration of these two anti-consumer regulations immediately.

APPROVED AND ADOPTED by the Council of the City of Brea, California, this 6th day of May 2025.

_____
Blair Stewart, Mayor

ATTEST: _____
Lillian Harris-Neal, City Clerk

I, Lillian Harris-Neal, City Clerk of the City of Brea, California, do hereby certify that the foregoing resolution was adopted by the City Council of the City of Brea, California, at its regular meeting held on the 6th day of May 2025, by the following vote:

AYES:	COUNCIL MEMBERS:
NOES:	COUNCIL MEMBERS:
ABSENT:	COUNCIL MEMBERS:
ABSTAINED:	COUNCIL MEMBERS:

DATED: May 6, 2025

_____
Lillian Harris-Neal, City Clerk

City of Brea

City Council Regular Meeting Communication

D. Ordinance Designating Fire Hazard Severity Zones

Meeting	Agenda Group
Tuesday, May 6, 2025, 7:00 PM	CONSENT CALENDAR Item: 5D.

TO	FROM
Honorable Mayor and City Council Members	Kristin Griffith, City Manager

RECOMMENDATION

Staff Recommends that the City Council take the following actions:

1. Staff recommends that the City Council adopt Ordinance No. 1260 formally accepting and implementing the updated California Department of Forestry and Fire Protection (CAL FIRE) Local Responsibility Area (LRA) maps for our jurisdiction.

BACKGROUND/DISCUSSION

The California Department of Forestry and Fire Protection (CAL FIRE) periodically updates fire hazard severity zone maps for Local Responsibility Areas (LRAs) throughout the state. These maps identify varying levels of fire hazard (Moderate, High, and Very High) based on factors including vegetation, topography, weather, crown fire potential, and ember production and movement.

State law requires local jurisdictions to formally adopt these maps by ordinance to ensure proper implementation of associated building standards and fire safety requirements in identified hazard zones.

CAL FIRE has completed its latest assessment of fire hazards in our jurisdiction and has provided updated LRA maps that reflect current conditions and risk factors. The proposed ordinance formally adopts these updated maps and authorizes their use for:

1. Determining applicable building standards for new construction
2. Implementing defensible space requirements
3. Disclosure requirements during real estate transactions
4. Emergency planning and fire prevention efforts

The updated maps incorporate the latest scientific methodologies and data, including vegetation mapping, fire history, weather patterns, and terrain analysis. These improvements enhance our ability to identify at-risk areas and implement appropriate mitigation measures.

The CalFire maps were posted on the City of Brea website on April 1, 2025 and are available for public comment through April 30, 2025. This first reading will be April 15, 2025, and the second reading will be May 6th, 2025. If approved, the new maps will go into effect June 6, 2025.

The ordinance was introduced on April 15, 2025.

FISCAL IMPACT/SUMMARY

The adoption of the updated LRA maps will have minimal direct fiscal impact on the City. Implementation costs will be absorbed within the existing Fire Department budget.

RESPECTFULLY SUBMITTED:

Kristin Griffith, City Manager

Prepared by: Nicole Pesqueira, Fire Marshal

Concurrence by: Mark Terrill, Fire Chief

Attachments

FHSZ_City_LRA_11x17_Brea.pdf
Brea-ordinance-fire hazard zones-trb-1-3-25.pdf

CITY OF BREA – ORANGE COUNTY

Local Responsibility Area Fire Hazard Severity Zones

As Identified by the State Fire Marshal

March 24, 2025

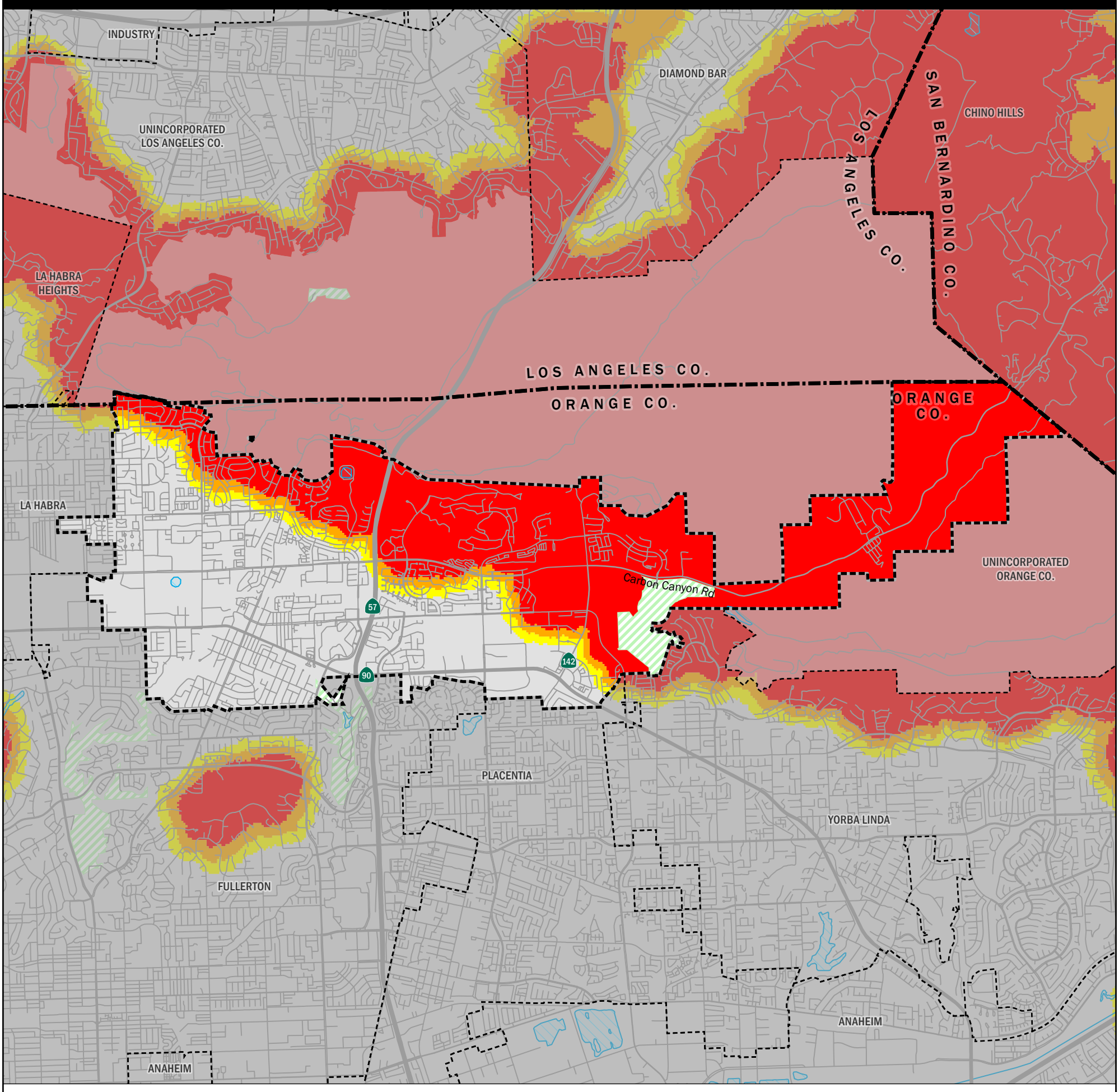

Fire Hazard Severity Zones (FHSZ) in Local Responsibility Area (LRA), as Identified by the State Fire Marshal

Very High | High | Moderate

Fire Hazard Severity Zones in State Responsibility Area (SRA), Effective April 1, 2024

Very High | High | Moderate

Mi 0 1 2 3

Km 0 1 2 3 4

Projection: NAD 83 California Teale Albers
Scale: 1:60,000 at 11" x 17"

Incorporated City | Waterbody | Unzoned LRA | Federal Responsibility Area (FRA)

Government Code section 51178 requires the State Fire Marshal to identify areas in the state as moderate, high, and very high fire hazard severity zones based on consistent statewide criteria and based on the severity of fire hazard that is expected to prevail in those areas. Moderate, high, and very high fire hazard severity zones shall be based on fuel loading, slope, fire weather, and other relevant factors including areas where winds have been identified by the Office of the State Fire Marshal as a major cause of wildfire spread.

The State of California and the Department of Forestry and Fire Protection make no representations or warranties regarding the accuracy of data or maps. Neither the State nor the Department shall be liable under any circumstances for any direct, special, incidental, or consequential damages with respect to any claim by any user or third party on account of, or arising from, the use of data or maps.

Gavin Newsom, Governor, State of California

Wade Crowfoot, Secretary for Natural Resources, CA Natural Resources Agency

Joe Tyler, Director/Fire Chief, CA Department of Forestry and Fire Protection

Daniel Berlant, State Fire Marshal, CA Department of Forestry and Fire Protection

Data Sources:

CAL FIRE Fire Hazard Severity Zones (FHSZSRA23_3, FHSZLRA_25_1)

CAL FIRE State Responsibility Areas (SRA25_1)

City and County boundaries as of 10/22/24 (CA Board of Equalization)

ORDINANCE NO.

AN ORDINANCE OF THE CITY COUNCIL OF THE CITY OF BREA DESIGNATING FIRE HAZARD SEVERITY ZONES

A. RECITALS.

(i) The Legislature has declared in Government Code Section 51175(a): "Wildfires are extremely costly, not only to property owners and residents, but also to local agencies. Wildfires pose a serious threat to the preservation of the public peace, health, or safety. The wildfire front is not the only source of risk since embers, or firebrands, travel far beyond the area impacted by the front and pose a risk of ignition to a structure or fuel on a site for a longer time. Since fires ignore civil boundaries, it is necessary that cities, counties, special districts, state agencies, and federal agencies work together to bring raging fires under control. Preventative measures are needed to ensure the preservation of the public peace, health and safety."

(ii) Pursuant to Government Code Section 51179(a), the City is required to designate, by ordinance, Moderate, High, and Very High Fire Hazard Severity Zones in its jurisdiction, within 120 days of receiving recommendations from the State Fire Marshal pursuant to Government Code Section 51178.

(iii) In March, 2025, the State Fire Marshal updated and established Moderate, High, and Very High Fire Hazard Severity Zones for the County of Orange, California, including the City of Brea, and published a map showing those zones ("Fire Zone Map".)

(iv) The Brea Fire Department has reviewed the Fire Zone Map and believes it accurately represents the Moderate, High, and Very High Fire Hazard Severity Zones in the City.

(v) On or about March 24, 2025, information concerning the State Fire Marshal's recommendation for designation of fire severity zones was made available for public review.

(vi) All legal prerequisites to the adoption of this Ordinance have occurred.

B. <u>ORDINANCE.</u>

NOW, THEREFORE, the City Council of the City of Brea does hereby find and ordain as follows:

<u>SECTION 1.</u> The facts set forth in the Recitals, Part A, of this Ordinance, are true and correct.

<u>SECTION 2.</u> The City of Brea hereby designates the Moderate, High, and Very High Fire Hazard Severity Zones as those areas identified in the attached Exhibit A, which is incorporated by reference.

<u>SECTION 3.</u> Any and all provisions in any previously adopted City ordinances designating Fire Severity Zones within the City of Brea's jurisdiction, are superseded by the provisions of this Ordinance.

<u>SECTION 4.</u> The City Clerk shall certify to the adoption of this Ordinance.

APPROVED AND ADOPTED this ___ day of _____, 2025.

_____

Blair Stewart, Mayor

ATTEST: _____
City Clerk

I, Lillian Harris-Neal, City Clerk of the City of Brea, do hereby certify that the foregoing Ordinance was introduced at a regular meeting of the City Council of the City of Brea held on the ___ day of _____, 2025, and was finally passed at a regular meeting of the City Council of the City of Brea held on the ___ day of _____, 2025, by the following vote:

AYES: COUNCIL MEMBERS:

NOES: COUNCIL MEMBERS:

ABSENT: COUNCIL MEMBERS:

ABSTAIN: COUNCIL MEMBERS:

DATED: _____

_____
City Clerk

City of Brea

City Council Regular Meeting Communication

E. Budget Adjustments to the City Operating and Capital Improvement Program Budgets for FY 2023-25

Meeting	Agenda Group
Tuesday, May 6, 2025, 7:00 PM	CONSENT CALENDAR Item: 5E.

TO	FROM
Honorable Mayor and City Council Members	Kristin Griffith, City Manager

RECOMMENDATION

- Adopt the attached resolutions appropriating funds to adjust the Fiscal Year 2023-25 City Operating and Capital Improvement Program Budgets.

BACKGROUND/DISCUSSION

Budget adjustments are presented to the City Council periodically for review. These adjustments represent the appropriation of funds for items previously approved by the City Council during the fiscal year, or staff recommended adjustments for City Council consideration, as well as requested adjustments to revenue estimates. These adjustments are separated by funding source and the accounts are identified as either revenue accounts " (REV)", expenditure accounts "(EXP)", transfers-out "(TEXP)" or transfers-in "(TREV)".

For FY 2023-25, the below information highlights the recommended budget adjustments for the City's General Fund Operating Budget with a complete list (including non-General Fund adjustments) provided in City - Exhibit A.

- Included in these adjustments are increased revenue projections for real property tax transfer revenue in the amount of $200,000 and acceptance of Federal Emergency Management Agency (FEMA) reimbursement for costs incurred on eligible COVID-19 expenditures during the period of March 2020 through September 2020. The reimbursement amount received from FEMA is $121,520 which is $37,588 more than initially budgeted.
- Proposed adjustments also include increased costs attributed to sales tax discovery and auditing services performed by the City's sales tax consultant, Avenu Analytics.
- Additionally, these proposed adjustments include funding for the design and construction of ADA improvements required from a settlement claim against the City. Funding of $150,000 is needed and recommended to be funded from the Risk Management Fund (470) as a transfer-in to the City's General Fund (110).
- Proposed adjustments also include the repair of street light damage resulting from traffic accidents. Funding of $48,984 will come from reimbursements from insurance policy holders and/or responsible party billed by the City's Accounts Receivable Division.
- Throughout the fiscal year, departments receive grant and donation funding. For this adjustment period, the Fire Department is requesting to adjust revenues and expenditures associated with various Fire Strike Team responses, including the Park Fire in Chico, Lake Fire in Santa Barbara County, and the Airport Fire in Trabuco Canyon. There is no net impact to the City's General Fund (110), as reimbursement is provided through the California Office of Emergency Services (Cal OES).

The Capital Improvement Program Budget adjustments in CIP - Exhibit A include a de-obligation request of $50,000 for the GIS Record Document Conversion project as a result of available funding within the Urban Runoff Fund (410) and a de-obligation request of $475,000 from the Traffic Impacts Fee Fund (540) for the Emergency Changeable Message Sign project. There is sufficient funding available to continue to progress in this project.

COMMISSION/COMMITTEE RECOMMENDATION

The Finance Committee discussed this item at their April 29, 2025 meeting and was recommended for City Council approval.

FISCAL IMPACT/SUMMARY

The Fiscal Year 2023-25 City Operating Budget adjustments for the City's General Fund (110) in City - Exhibit A, resulted in a net increase of $1,037,817 in revenues and transfers-in and an increase in expenditures and transfers-out of $951,291. This resulted in a net General Fund increase in revenues over expenditures of $86,526 for FY 2024-25.

The City Operating Budget adjustments for all funds including the General Fund resulted in an increase in revenues and transfers-in of $1,037,817 and a increase in expenditures and transfers-out of $616,830 for a net increase in revenues over expenditures of $420,987 for FY 2024-25.

The Capital Improvement Program Budget adjustments resulted in a decrease in transfers-in of $525,000 and decrease in transfers-out of $525,000.

RESPECTFULLY SUBMITTED:

Kristin Griffith, City Manager
Prepared by: Alicia Brenner, Budget Manager
Concurrence: Monica Lo, Director of Administrative Services

Attachments

Resolution - City.pdf
City - Exhibit A.pdf
Resolution - CIP.pdf
CIP - Exhibit A.pdf

RESOLUTION NO.

A RESOLUTION OF THE CITY COUNCIL OF THE CITY OF BREA AMENDING THE CITY BIENNIAL OPERATING BUDGET FOR FY 2023-25 AS AMENDED

A. <u>RESOLUTION:</u>

The City Council of the City of Brea does hereby find, determine and resolve that the City Operating Budget for FY 2023-25, Resolution No. 2023-040, as heretofore amended, be further amended as set forth in City – Exhibit A, attached.

APPROVED AND ADOPTED this 6th day of May, 2025.

_____
Mayor

ATTEST:_____

I, Lillian Harris-Neal, City Clerk of the City of Brea, do hereby certify that the foregoing Resolution was adopted at a regular meeting of the City Council of the City of Brea, held on the 6th day of May, 2025 by the following vote:

AYES: COUNCIL MEMBERS:

NOES: COUNCIL MEMBERS:

ABSENT: COUNCIL MEMBERS:

ABSTAIN: COUNCIL MEMBERS:

DATED: _____

_____
City Clerk

City of Brea

BUDGET ADJUSTMENTS
FY 2023-25 OPERATING BUDGET

May 6, 2025

			Fiscal Year 2024-25						
				Current Budget		Amended Budget		**Funding Required**	**Description**
GENERAL FUND (110)									
3126	(REV)	Real Property Transfer	$	250,000	$	450,000	**$**	**200,000**	Increase in revenue as a result of real property transfer in the City.
9911	(TREV)	Transfer-in from Disaster Recovery Fund (911)	$	-	$	37,588	**$**	**37,588**	Reimbursement from Federal Emergency Management Agency (FEMA) for eligible COVID-19 expenditures during the period of March 2020 through September 2020. Staff submitted reimbursement back in December 2022.
Administrative Services									
1424	(EXP)	Treasury	$	306,600	$	457,662	**$**	**151,062**	Sales tax discovery and audit services performed by the City's sales tax consultant.
Public Works									
9470	(TREV)	Transfer-In from Risk Management Fund (470)	$	-	$	150,000	**$**	**150,000**	Design and construction work associated with settlement claim for ADA improvements. Funded from Risk Management Fund.
5121	(EXP)	Street Maintenance	$	1,844,391	$	1,994,391	**$**	**150,000**	
9470	(REV)	Recovery of Overhead	$	25,500	$	74,484	**$**	**48,984**	Repair and/or replacement of property damage due to traffic accidents (light poles, steet signs, etc.) Reimbursed by insurance policyholder and/or responsible party.
5121	(EXP)	Street Maintenance	$	1,994,391	$	2,043,375	**$**	**48,984**	
Fire Services									
3749	(REV)	Contributions - Other	$	1,041,389	$	1,044,913	**$**	**3,524**	Reimbursement from the California Firefighter Joint Apprenticeship Committee (JAC) for fitness related recovery equipment.
2221	(EXP)	Fire Operations	$	7,994,585	$	7,998,109	**$**	**3,524**	

			Fiscal Year 2024-25					
				Current Budget		Amended Budget		**Funding Required**	**Description**
3549	(REV)	State Grants - Other	$	126,637	$	588,125	**$**	**461,488**	Expense and reimbursement for various Fire Strike Team responses including the Park Fire in Chico, Lake Fire in Santa Barbara County, Airport Fire in Trabuco Canyon, etc.
3569	(REV)	Federal Grants - Other	$	239,504	$	375,737	**$**	**136,233**	
2221	(EXP)	Fire Operations	$	7,998,109	$	8,595,830	**$**	**597,721**	
		Change in Fund Revenues					**$**	**850,229**	
		Change in Transfers-In						187,588	
		Change in Fund Expenditures					**$**	**951,291**	
		Change in Transfers-Out						-	
		Net Change in Revenues over Expenditures					**$**	**86,526**	
PARK DEVELOPMENT FUND (250)									
5148	(EXP)	Trails	$	-	$	2,951	**$**	**2,951**	Signage for Tracks at Brea for pedestrian and wildlife encounters. Recommended by Parks, Recreation and Human Services Commission
		Change in Expenditures					**$**	**2,951**	
URBAN RUNOFF FUND (410)									
9510	(TEXP)	Transfer-out to Capital Improvement Fund (510)	$	483,916	$	433,916	**$**	**(50,000)**	Deobligate funding based upon Urban Runoff Fund (410) availability for Project 7983 GIS Record Document Conversion
		Change in Transfers-Out					**$**	**(50,000)**	
RISK MANAGEMENT (470)									
9110	(TEXP)	Transfer-out to the General Fund (110)	$	-	$	150,000	**$**	**150,000**	Design work associated with settlement claim for ADA improvements. Funded from Risk Management Fund.
		Change in Transfers-Out					**$**	**150,000**	
TRAFFIC IMPACTS FEE FUND (540)									
9510	(TEXP)	Transfer-out to Capital Improvement Fund (510)	$	4,095,524	$	3,620,524	**$**	**(475,000)**	Deobligate funding from the Traffic Impact Fees Fund (540) for Project 7704 Emergency Changeable Message Signs. There is remaining budget to continue to progress in the project.
		Change in Transfers-Out					**$**	**(475,000)**	

			Fiscal Year 2024-25			
			Current Budget	Amended Budget	**Funding Required**	**Description**
DISASTER RECOVERY FUND (911)						
9110	(EXP)	Transfer-out to the General Fund (110)	$ -	$ 37,588	**$ 37,588**	Reimbursement from Federal Emergency Management Agency (FEMA) for eligible COVID-19 expenditures during the period of March 2020 through September 2020. Staff submitted reimbursement back in December 2022.
		Change in Transfers-Out			**$ 37,588**	
		Change in Fund Revenues			**$ 850,229**	
		Change in Transfers-In			187,588	
		Change in Fund Expenditures			991,830	
		Change in Transfers-Out			(375,000)	
		Net Change in Revenues over Expenditures			**$ 420,987**	

RESOLUTION NO.

A RESOLUTION OF THE CITY COUNCIL OF THE CITY OF BREA AMENDING FISCAL YEAR 2023-25 OF THE CAPITAL IMPROVEMENT PROGRAM BUDGET AND APPROPRIATING ADDITIONAL FUNDS

A. <u>RESOLUTION:</u>

The City Council of the City of Brea does hereby find, determine and resolve that Fiscal Year 2023-25 of the Capital Improvement Program Budget, Resolution No. 2023-041, as heretofore amended, be further amended as set forth in CIP - Exhibit A, attached.

APPROVED AND ADOPTED this 6th day of May, 2025.

_____
Mayor

ATTEST: _____

I, Lillian Harris-Neal, City Clerk of the City of Brea, do hereby certify that the foregoing Resolution was adopted at a regular meeting of the City Council of the City of Brea, held on the 6th day of May, 2025, by the following vote:

AYES: COUNCIL MEMBERS:

NOES: COUNCIL MEMBERS:

ABSENT: COUNCIL MEMBERS:

ABSTAIN: COUNCIL MEMBERS:

DATED: _____

_____
City Clerk

City of Brea

BUDGET ADJUSTMENTS
FY 2023-25 CAPITAL IMPROVEMENT PROGRAM (CIP) BUDGET

May 6, 2025

Account			Fiscal Year 2024-25 Current Budget	Fiscal Year 2024-25 Amended Budget	Fiscal Year 2024-25 Funding Required	Description
CAPITAL IMPROVEMENT PROGRAM FUND (510)						
510909410	3985 (TREV)	Transfer-In from Urban Runoff Fund (410)	$ 483,916	$ 433,916	**$ (50,000)**	Reduce transfer-in for Project 7983 GIS Record Document Conversion.
510707983	4098 (EXP)	GIS Record Document Converstion	$ 298,443	$ 248,443	**$ (50,000)**	Deobligate funding based upon Urban Runoff Fund (410) availability. There is remaining budget to continue to progress in the project.
510909540	3985 (TREV)	Transfer-In from Traffic Impact Fees Fund (540)	$ 4,095,524	$ 3,620,524	**$ (475,000)**	Reduce transfer-in for Project 7704 Emergency Changeable Message Signs.
510707704	4098 (EXP)	Emergency Changeable Message Signs	$ 634,118	$ 159,118	**$ (475,000)**	Deobligate funding from the Traffic Impact Fees Fund (540). There is remaining budget to continue to progress in the project.
510909440	3985 (TREV)	Transfer-In from Water Utility Fund (420)	$ 5,285,636	$ 5,285,636	**$ -**	
510707475	4098 (EXP)	Booster Pump 3 Fence	$ 35,954	$ -	**$ (35,954)**	Transfer unspent funds from the Water Utility Fund (420) from Project 7475 to Project 7471.
510707471	4098 (EXP)	Booster Station No. 2 & 3	$ 822	$ 36,776	**$ 35,954**	
		Change in Fund Revenues			**$ -**	
		Change in Transfers-In			(525,000)	
		Change in Fund Expenditures			**(525,000)**	
		Change in Transfers-Out			-	
		Net Change in Revenues over Expenditures			**$ -**	

City of Brea

City Council Regular Meeting Communication

F. Second Amendment to the Waste Disposal Agreement with the County of Orange for Solid Waste Disposal Services

Meeting	Agenda Group
Tuesday, May 6, 2025, 7:00 PM	CONSENT CALENDAR Item: 5F.

TO	FROM
Honorable Mayor and City Council Members	Kristin Griffith, City Manager

RECOMMENDATION

Staff recommends that the City Council take the following action:

Approve a second amendment to the Waste Disposal Agreement with the County of Orange for solid waste disposal services extending the term by 12 months.

BACKGROUND/DISCUSSION

Solid waste disposal at Orange County landfills is governed by a Waste Disposal Agreement (WDA). Orange County cities and sanitary districts agree to exclusively deposit specific waste at the County of Orange's landfills in exchange for low and stable disposal rates. The current WDA was entered into in 2009 and amended in 2015 to extend the term through June 30, 2025.

In January 2022, Orange County Waste and Recycling (OCW&R) notified cities of its intent to revise the WDA to align with legislative requirements such as Senate Bill 1383, which requires local governments to divert organic waste from landfills. OCW&R presented a proposed successor agreement to the WDA, titled the Waste Infrastructure System Enhancement (WISE) agreement, at an Orange County City Manager's summit on November 7, 2024. The WISE agreement proposed increasing the landfill contract disposal rate from $42.65 to $82 per ton. It also proposed a rebate program for composted organic waste and allocating capital expenditures for organic recycling infrastructure at county landfills. The Orange County City Manager Association (OCCMA) was not supportive of the proposed new landfill disposal rate and other provisions in the WISE agreement.

The OCCMA formed a committee in December 2024 to negotiate a successor agreement to the WDA and requested an extension of the current WDA to allow time for such negotiations. The extension period will allow stakeholders to conduct due diligence on a successor agreement to the WDA and evaluate costs, infrastructure plans, and future fee adjustments. The proposed second amendment extends the current WDA by one year, from July 1, 2025, to June 30, 2026, to allow for continued negotiations to finalize mutually agreeable terms. The proposed second amendment includes a 2.6% disposal fee increase, per the escalation formula in the current WDA, which would increase the fee to $43.76 per ton. If the OCCMA committee and OCW&R do not reach mutually agreeable terms by September 30, 2025, monthly updates will be provided to all Orange County cities and sanitary districts beginning in October 2025.

At April 1, 2025, Study Session, the City Council appointed Mayor Pro Tem Hupp and Council Member Marick to serve on an Ad Hoc Committee (Committee) for a new waste disposal agreement and cooperative terms with OCW&R. The Committee held a meeting on April 10, 2025 and was in favor of presenting the proposed second amendment for City Council approval.

COMMISSION/COMMITTEE RECOMMENDATION

The Finance Committee reviewed this item at their April 29, 2025 meeting, with Council Member Simonoff recusing himself, and Council Member Vargas recommended for City Council approval.

SUMMARY/FISCAL IMPACT

The current Waste Disposal Agreement (WDA) between the County of Orange, all Orange County cities, and sanitary districts expires on June 30, 2025. Approving the second amendment to the WDA is in the public interest since it will ensure stable disposal rates and collaboration between all cities and sanitary districts in Orange County through June 30, 2026.

As part of the amended and restated franchise agreement with Republic Services, the increased disposal costs were already incorporated into the recently approved solid waste rate increases. Currently, no additional appropriations are needed for the FY 2025-2026 Sanitation and Street Sweeping Fund (440) operating budget. Future budget adjustments are anticipated once negotiations have been completed for a long-term waste disposal agreement that will likely include higher contract disposal rates.

RESPECTFULLY SUBMITTED

Kristin Griffith, City Manager
Prepared by: Matthew Cuevas, Senior Management Analyst
Concurrence: Michael Ho, PE, Director of Public Works

Attachments

Draft Second Amendment to Waste Disposal Agreement.pdf

SECOND AMENDMENT TO WASTE DISPOSAL AGREEMENT

Between

THE COUNTY OF ORANGE, CALIFORNIA

and the

CITY OF BREA

June 30, 2025

County Amendment Authorization Date

_____, 2025

County Notice Address:

Director, OC Waste & Recycling
601 N. Ross Street
5th Floor
Santa Ana, CA 92701

City Amendment Authorization Date

_____, 2025

City Notice Address:

City of Brea
Attn: City Manager
1 Civic Center Circle
Brea, CA 92821

SECOND AMENDMENT TO WASTE DISPOSAL AGREEMENT

THIS **SECOND AMENDMENT** TO THE WASTE DISPOSAL AGREEMENT ("Second Amendment") is made and dated as of the date indicated on the cover page hereof between the County of Orange, a political subdivision of the State of California (the "County"), and the City (general law, charter or other), Special District or Sanitary District designated on the cover page of this Agreement and party to this Agreement (the "City").

RECITALS

The County owns, manages, and operates a Waste Infrastructure System to manage municipal and solid waste generated within Orange County, California or imported from outside Orange County, California pursuant to contractual agreements (hereafter used referred to as "Disposal System" or "Waste Infrastructure System"). The Waste Infrastructure System collectively includes active Class III sanitary landfills ("County Landfills"), resource recovery, recycling and organics programs, infrastructure and operations, and regional household hazardous waste collection centers and other waste management related systems as may be deemed necessary by the County.

The County is also responsible for the long-term management of 20 closed landfills as required under Applicable Law.

County Landfills are used for the management of municipal solid waste pursuant to legislation including, but not limited to, the California Integrated Waste Management Act of 1989 (Division 30 of the California Public Resources Code) (the "Act") and the Short-lived Climate Pollutants Reduction Act ("SB 1383"). County Landfills are also subject to other state and federal regulations designed to ensure that landfill operations minimize the impacts to public health and safety and the environment.

The City, in the exercise of its police power, its powers under the Act, and other Applicable Law, has entered into a franchise or other agreement with or issued permits or licenses to one or more private haulers for the collection, recycling, diversion, and disposal of municipal solid waste generated within the City.

The City and the County have historically provided for the management of municipal solid waste through Waste Disposal Agreements ("WDAs"), wherein the County agreed to provide disposal capacity for waste generated in the City, and the City agreed to deliver or cause the delivery of waste generated in the City to the Disposal System, as more specifically set forth in, and subject to the terms and conditions of the WDAs. In 2009, the Parties entered into a new WDA (referred to as the "Original WDA"). In 2016, the Original WDA was amended by the Parties ("First Amendment"), whereby the Parties updated certain terms and extended the term through June 30, 2025. (The Original WDA and its corresponding First Amendment are referred to in this Second Amendment as the "Current WDA".)

In response to passage of several pieces of legislation that require significant reductions in the disposal of organic waste, and in light of the approaching expiration of the Current WDA, the County held two City Manager Summits in November 2024 proposing terms of a new WDA.

The Orange County City Manager Association ("OCCMA") has established a Committee ("OCCMA Committee") including representatives of cities and sanitary districts to review the terms of the proposed new WDA. The OCCMA Committee requested a 12-month extension of the Current WDA to allow for additional time to negotiate mutually agreeable terms for a new WDA, and obtain approval from the respective

governing bodies. The County is agreeable to OCCMA's requested extension to the Current WDA on terms as provided in this Second Amendment.

The City has determined that the execution of this Second Amendment by the City is in the best interest of the City and will serve the public health, safety, and welfare by continuing the waste disposal services historically provided under the Current WDA while the Parties: (1) engage in due diligence related to a new WDA, in order for the City to evaluate the cost/benefit of a new WDA, which is expected to include the City and OCCMA obtaining more comprehensive and detailed information on the County's plans for infrastructure expansion and improvements, the financial and operational conditions of the existing Waste Infrastructure System, and the components, timing, and procedures for future contract fee increases; and, (2) negotiate the terms and conditions of a new WDA.

The County has determined that the execution by the County of this Second Amendment will serve the public health, safety, and welfare by continuing to provide a stable, predictable, and reliable supply of municipal solid waste and the resulting service payment revenue to the Disposal System, while the Parties exchange information and conduct negotiations with the County goal of ensuring that any negotiated Contract Rate in the new WDA covers the full cost of operations and infrastructure O&M and development needed to ensure indemnification and regulatory compliance.

Official action approving this Second Amendment and determining it to be in the public interest and authorizing its execution and delivery was duly taken by the City on the City authorization date indicated on the cover page hereof.

Official action approving this Second Amendment and determining it to be in the public interest and authorizing its execution and delivery was duly taken by the County on the County authorization date indicated on the cover page hereof.

It is, therefore, agreed as follows:

1. Extended Term.

(a) Section 6.1 (A) of the Current WDA is deleted in its entirety and replaced with the following:

"Extended Term. This Agreement shall continue in full force and effect until 11:59 p.m. on June 30, 2026 (the "Extended Term"), unless earlier terminated in accordance with its terms, in which event the Extended Term shall be deemed to have expired as of the date of such termination."

(b) Section 6.1 (B) is deleted in its entirety.

(c) Section 6.1 (C) of the Current WDA is deleted in its entirety and replaced with the following:

"Contract Rate Negotiations During Extended Term. If the Orange County City Manager Association's committee tasked with negotiating the terms of a successor to this Agreement with the County and recommending approval of the same to the Parties (the "Committee") and the County have not reached mutually agreeable terms of a successor to this Agreement including, but not limited to, proposed revisions to the Contract Rate, by September 30, 2025, the County shall, and it is expected that the Committee will provide, updates to all Participating Cities, and their respective governing bodies as may be deemed necessary, regarding the status of negotiations on a monthly basis until mutually agreeable terms are reached or the Extended Term expires."

In recommending any revisions to the Contract Rate, in addition to the circumstances described in Section 4.2(A), the Committee and County may take into consideration factors including, but not limited to, the following:

(i) actual cost of operations;

(ii) population growth;

(iii) increase or decrease in available tonnage;

(iv) economic and disposal market conditions in the Southern California region;

(v) changes in transportation and technology;

(vi) changes in transportation costs;

(vii) closure and expansion of nearby landfills;

(viii) capacity of the Disposal System;

(ix) long-term infrastructure needs; and

(x) available reserves which are in excess of the amount reasonably required as reserves.

(d) Appendix 2 of the Current WDA is deleted in its entirety and replaced with the following:

APPENDIX 2

Cumulative County Acceptable Waste Tonnage Target to be Used for Purposes of Section 4.2(B)

Fiscal Year	*County Acceptable Waste Tonnage*	*Cumulative County Acceptable Waste Tonnage*
FY 2025-26	3,166,659	3,166,659

2. Contract Rate.

(a) The first paragraph of Section 4.2(A) of the Current WDA is deleted in its entirety and replaced with the following:

"(A) Establishment of Contract Rate. During the Extended Term, the Contract Rate payable by each Franchise Hauler shall be $43.76 per ton, contingent on the delivery to the Disposal System of an amount of Acceptable Waste at least equal to the Cumulative Tonnage Targets identified in Appendix 2, and subject to adjustment necessary to reflect the circumstances set forth in this Section 4.2, subsections (i) through (z)."

Note: Subsections (i) through (z) found in the Current WDA remain unchanged.

3. Effectiveness of Second Amendment.

The provisions of this Second Amendment shall not become effective unless and until this Second Amendment has been executed by the County and all of the Participating Cities, and shall become effective once that occurs.

4. Representations and Warranties of the Parties.

Each of the parties to this Second Amendment represent and warrant that it is a political subdivision of the State of California validly existing under the Constitution and laws of the State and that it has duly authorized the execution and delivery of this Second Amendment to each other party.

5. Remaining Terms.

All other terms and conditions of the Current WDA not specifically changed by this Second Amendment, shall remain in full force and effect.

IN WITNESS WHEREOF, COUNTY and CITY have caused this Second Amendment to be executed by their duly authorized officers or representatives as of the day and year first above written.

County of Orange	City of Brea
By _____ Director, OC Waste & Recycling	By _____ Blair Stewart, Mayor
Date _____	Date _____
Approved as to Form	Approved as to Form
By _____ County Counsel	By _____ City Attorney
Date _____	Date _____

City of Brea

City Council Regular Meeting Communication

G. Award Contract with All American Asphalt in the Amount of $2,349,866.00 for the Birch Street Phase 1A Street Improvements from N. Kraemer Boulevard to Valencia Avenue, CIP 7329

Meeting	Agenda Group
Tuesday, May 6, 2025, 7:00 PM	CONSENT CALENDAR Item: 5G.

TO	FROM
Honorable Mayor and City Council Members	Kristin Griffith, City Manager

RECOMMENDATION

Staff recommends that City Council take the following action:

1. Approve the Plans and Specifications;
2. Receive bids;
3. Award Contract to the lowest responsive and responsible bidder, All American Asphalt, in the amount of $2,349,866.00; and,
4. Authorize the City Engineer to issue Change Orders up to a "not to exceed" amount of 10% of the Contract Price.

BACKGROUND/DISCUSSION

The Capital Improvement Program ("CIP") project for the Birch Street Phase 1A Street Improvements from N. Kraemer Boulevard to Valencia Avenue, CIP 7329, was programmed for design and construction within the FY 2023-25 CIP Budget. The overall project limits are along Birch Street from S. Associated Road to Valencia Avenue (see Attachment A for the overall project location). The overall Project consists of three phases: Phase 1 for the waterline improvements at the intersection of Birch St. & Kraemer Blvd., Phase 1A for the Birch Street paving improvements from Kraemer Blvd. to Valencia Ave., and Phase 1B for the Birch Street paving improvements from S. Associated Rd. to Kraemer Blvd.

The Phase 1 component of the overall Project, for the waterline improvements, was taken to City Council for contract award on December 3, 2024, and is currently in construction. This agenda item relates to Birch Street Phase 1A Street Improvements from N. Kraemer Blvd. to Valencia Ave. (herein referred to as "Project"). The Project generally consists of, but not limited to, mobilization, pavement milling and removals, AC deep-lift, AC level course, ARHM overlay, removal and reconstruction of traffic loops, removal and reconstruction of curb access ramps and sidewalk, removal and replacement of median curbs and hardscape/irrigation, water valve and maintenance hole adjustments, pavement striping, traffic control, best management practices (BMPs) and other incidentals per the Project Plans and Specifications.

On January 23, 2025, the Final Plans and Specifications ("Bid Documents") were accepted by staff. The Project was advertised for bids on the CIPlist.com website and published in the Star Progress paper before bid opening. A hard copy of the Bid Documents is available at the City Clerk's office for review (see Attachment B for reference). One addendum was issued during the bid period, clarifying questions submitted by bidders. Therefore, staff recommends City Council approve the Plans and Specifications with Addendum #1 as bid.

On February 25, 2025, staff received six (6) bid proposals (see Bid Result Table below for summary). Soon thereafter, staff tabulated the bid proposals and determined that the apparent low bid amount was $2,349,866.00 from All American Asphalt from Corona, CA (see Attachment C for bid proposal). The Engineer's Estimate was $2,500,000. Staff evaluated the bid proposal and determined that the bid unit prices from All American Asphalt were considered reasonable compared to the engineer's estimate and current bid unit prices at the time of bid.

BID RESULT TABLE	
BIDDER NAME	**BID AMOUNT**
All American Asphalt	$2,349,866.00
R.J. Noble Company	$2,382,217.50
PALP, INC. DBA Excel Paving	$2,494,684.50
Sequel Contractors Inc.	$2,599,520.00
Onyx Paving Company, Inc.	$2,728,000.00
Sully-Miller Contracting Company	$3,012,000.00

All American Asphalt has been in the construction business for over 54 years and has completed similar street improvement projects for the City of Corona, the City of Monterey Park, and the City of Riverside. Their California Contractor's license is 267073 – A (General Engineering), and Department of Industrial Relations registration number is 1000001051. Both items have been verified by staff, and their bid package meets the City's proposal requirements. In addition, staff contacted the Cities of Corona, Monterey Park, and Riverside, where the contractor received a favorable review. Furthermore, based on the aforementioned bid review, staff has determined All American Asphalt's bid to be responsive and that they are a responsible bidder.

Additionally, All American Asphalt has experience working with the City of Brea, providing services on various projects, including the Alley Rehabilitation Project (CIP 7919, 7320, & 7321), Central Ave. & Tamarack Ave. Intersection Improvements (CIP 7310), and the Kraemer Boulevard & Lambert Road (Phase 3) Rehabilitation Project (CIP 7318). Therefore, staff recommends that the City Council consider awarding a Construction Contract to All American Asphalt as the apparent lowest responsive and responsible bidder for $2,349,866.00 (see Attachment D for the construction contract agreement).

COMMISSION/COMMITTEE RECOMMENDATION

The Finance Committee reviewed this item at their April 29, 2025 meeting and recommended for City Council approval.

SUMMARY/FISCAL IMPACT

The approved FY 2024-25 CIP Project budget for Construction and Construction Engineering for the overall Project is $3,813,542.00. The total Construction and Construction Engineering cost for this phase of the overall Project is $2,912,943.60, including the apparent low bid amount, a 10% contingency, and Construction Engineering costs. Therefore, there are sufficient funds to complete the Project construction. Funds within the approved budget for this Project are from the Water Fund (Fund 420) and RMRA (Fund 221). Upon completion of the overall Project, the remaining fund balances will be de-obligated and transferred back into each respective fund. There is no fiscal impact to the General Fund from this Project.

The Project will complete the rehabilitation/reconstruction improvements along Birch Street from N. Kraemer Boulevard to Valencia Avenue in the City of Brea, approximately 4,800 linear feet. If City Council approves staff recommendations, the Project is anticipated to start construction in June 2025 and be completed by October 2025.

RESPECTFULLY SUBMITTED

Kristin Griffith, City Manager
Prepared by: Ryan Chapman, PE, City Engineer
Concurrence: Michael Ho, PE, Director of Public Works

Attachments

Attachment A - Location Map.pdf
Attachment B - Bid Documents.pdf
Attachment C - Bid Proposal.pdf
Attachment D - Construction Contract Agreement.pdf

PROJECT 7329

STREET IMPROVEMENTS -

BIRCH STREET IMPROVEMENTS S. ASSOCIATED TO VALENCIA

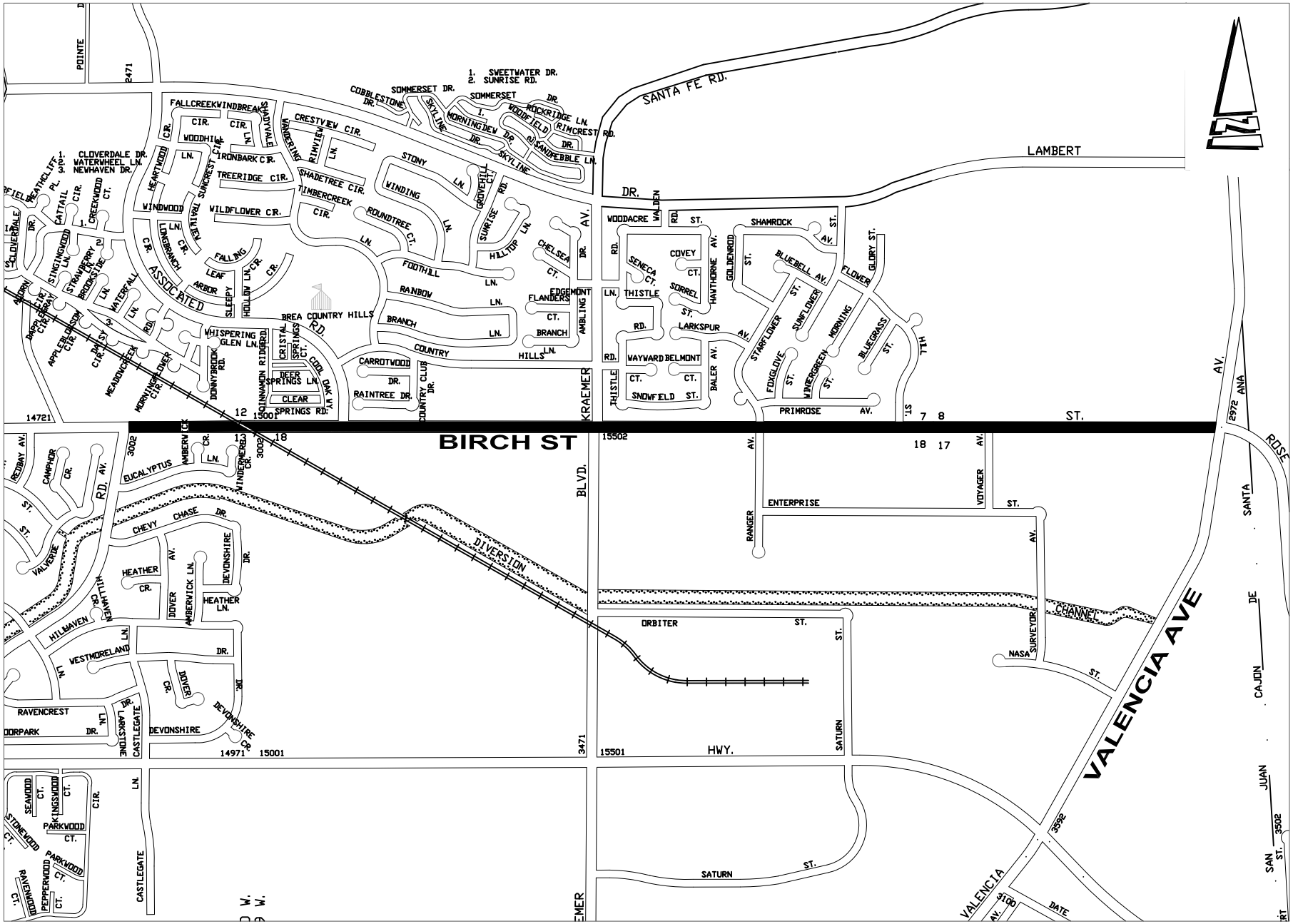

VICINITY MAP

NOT TO SCALE

CONTRACT DOCUMENTS
SPECIFICATIONS AND STANDARD DRAWINGS

for the

BIRCH STREET PHASE 1A
STREET IMPROVEMENTS
FROM N. KRAEMER BOULEVARD TO VALENCIA AVENUE

CIP 7329

in the

C I T Y O F B R E A

One Civic Center Circle
BREA, CALIFORNIA 92821
(714) 990-7667

<u>BIDS DUE:</u>
February 25, 2025
2:00 PM, 3rd FLOOR
City Clerk's Office

MICHAEL HO
PUBLIC WORKS DIRECTOR

CITY OF BREA

PLANS
SPECIFICATIONS AND CONTRACT DOCUMENTS

for the

BIRCH STREET PHASE 1A
STREET IMPROVEMENTS
FROM N. KRAEMER BOULEVARD TO VALENCIA AVENUE
CIP 7329

PREPARED BY;
Kreuzer Consulting Group
18872 MacArthur Blvd, Suite 210
Irvine, CA 92612

Prepared Under the Supervision of:

REGISTERED PROFESSIONAL ENGINEER
RICK KREUZER
No. 42407
Exp. 3-31-26
CIVIL
STATE OF CALIFORNIA

1/22/25

Rick Kreuzer, PE #42407 Ex 3/31/26 **Date**

Approved by:

Ryan Chapman, PE, City Engineer **Date**
R.C.E. No. 86076

NOTE: *If there are any questions relative to this project, please call Ryan Chapman, P.E. at:*

CITY OF BREA
PUBLIC WORKS DEPARTMENT
One Civic Center Circle
BREA, CALIFORNIA 92821
(714) 990-7667

SECTION A 1
NOTICE INVITING SEALED BIDS 1
SECTION B 1
INSTRUCTIONS TO BIDDERS 1
1. Proposal Forms 1
2. Proposal Guarantee 1
3. Proposal Signature 1
4. Delivery Of Proposal 2
5. Return Of Proposal Guarantees 2
6. Taxes 2
7. Disqualification Of Bidders 2
8. Contractor's License Requirement 2
9. Registration with the Department of Industrial Relations 3
10. References 3
11. Listing Of Subcontractors 3
12. Discrepancies And Misunderstandings 3
13. Equivalent Materials 3
14. Legal Responsibilities 4
15. Award Of Contract 4
16. Material Guarantee 4
17. Execution Of Contract 4
18. Submission of Bonds And Insurance 5
19. Addenda 5
20. Blank 5
21. Questions to the Engineer 5
22. RFI (SEE NEXT PAGE) 5
RFI Form 6

SECTION C **1**

PROPOSAL **1**

LIST OF SUBCONTRACTORS **5**

NON-COLLUSION DECLARATION TO BE SUBMITTED WITH PROPOSAL **6**

BIDDER'S STATEMENT REGARDING "ANTI-KICKBACK" REQUIREMENTS **7**

UTILITY AGREEMENT **8**

DISQUALIFICATION QUESTIONNAIRE **9**

COMPENSATION INSURANCE CERTIFICATE **10**

BIDDER'S INFORMATION **11**

BID BOND **18**

BID BOND ACKNOWLEDGMENT OF SURETY **19**

SECTION D **1**

SAMPLE CONTRACT **1**

SECTION E **1**

SPECIAL PROVISIONS **1**

PART 1 GENERAL PROVISIONS **2**

SECTION 1 TERMS, DEFINITIONS, ABBREVIATIONS, UNITS OF MEASURE, AND SYMBOLS **2**

1-2 TERMS AND DEFINITIONS 2

SECTION 2 SCOPE AND CONTROL OF WORK **3**

2-1 AWARD AND EXECUTION OF THE CONTRACT 3

2-3 SUBCONTRACTS 3

2-4 CONTRACT BONDS 3

2-5 PLANS AND SPECIFICATIONS 4

2-6 WORK TO BE DONE 5

2-9 SURVEYING 5

2-10 AUTHORITY OF BOARD AND ENGINEER 6

2-11 INSPECTION 6

SECTION 3 CHANGES IN WORK **7**

3-3 EXTRA WORK 7

SECTION 4 CONTROL OF MATERIALS 8
4-1 MATERIALS AND WORKMANSHIP 8
SECTION 5 UTILITIES 10
5-1 LOCATION 10
5-4 RELOCATION 10
5-5 DELAYS 10
5-7 UTILITY MARKINGS 11
SECTION 6 PROSECUTION, PROGRESS, AND ACCEPTANCE OF THE WORK 12
SECTION 7 RESPONSIBILITIES OF THE CONTRACTOR 15
SECTION 8 FACILITIES FOR AGENCY PERSONNEL 25
SECTION 9 MEASUREMENT AND PAYMENT 26
PART 2 CONSTRUCTION MATERIALS 33
PART 3 CONSTRUCTION METHODS 38

APPENDIX A: STANDARD PLANS

APPENDIX B: CONTRACTOR'S BUSINESS LICENSE APPLICATION

APPENDIX C: INSURANCE AND INDEMNITY REQUIREMENTS

APPENDIX D: USA IDENTIFICATION NUMBER FORM

APPENDIX E: WARRANTY BOND SAMPLE

APPENDIX F: NPDES REQUIREMENTS

APPENDIX G: CALTRANS PERMIT

APPENDIX H: CORING LOG INFORMATION

APPENDIX I: AS-BUILTS/RECORD DRAWINGS

SECTION A

NOTICE INVITING SEALED BIDS

NOTICE IS HEREBY GIVEN that the City of Brea, as AGENCY invites sealed bids for the below stated project and will receive sealed bids for the materials, supplies, equipment and/or services set forth herein, subject to all conditions outlined in the Bid Package **until 2:00 p.m. on February 25, 2025.**

1. Project Name: BIRCH STREET PHASE 1A STREET IMPROVEMENTS FROM N. KRAEMER BOULEVARD TO VALENCIA AVENUE, CIP NO. 7329

The work to be constructed hereunder generally consists of street rehabilitation/reconstruction improvements along Birch Street from N. Kraemer Boulevard to Valencia Avenue in the City of Brea, approximately 4,800 linear feet. Works of Improvement include, but are not limited to, mobilization, pavement milling, pavement removals, AC deep-lift, AC level course, ARHM overlay, removal and reconstruction of traffic loops, removal and reconstruction of curb access ramps and sidewalk, removal and replacement of median curbs and hardscape/irrigation, water valve and manhole adjustments, pavement striping, traffic control, and BMPs as shown on the Plans, and as included in the Specifications.

2. Obtaining Bid Documents: A copy of the Bid Package (including the plans, specifications, and contract documents) may be downloaded at no cost from the City's Website: **https://www.ci.brea.ca.us/409/Bids-RFPs**. All bidders shall register with the City via website in order to retrieve plans, specifications, addenda, bidders' list, etc.

3. Bid Opening: Bids will be publicly opened and read at reasonable time following the time stated above in the City Conference Center, located at 1 Civic Center Circle, Brea, California 92821 on **February 25, 2025.** Sealed bids will be received at all times during normal business hours prior to the date and time stated above, at the Office of the City Clerk, One Civic Center Circle, Brea, California 92821. The **outside** of the sealed envelope of each bid submitted shall be clearly marked: **"SEALED BID FOR BIRCH STREET PHASE 1A STREET IMPROVEMENTS FROM N. KRAEMER BOULEVARD TO VALENCIA AVENUE, CIP NO. 7329 IN THE CITY OF BREA – DO NOT OPEN WITH REGULAR MAIL".**

4. Pre-Bid Meeting: No Pre-Bid Meeting will be held as this is a public street open to the public and bidders. Bidders are advised to visit the site prior to bid.

5. Contractor's License: In accordance with provisions of Section 3300 of the California Public Contract Code, the AGENCY has determined that the Contractor shall possess a valid **California Contractor's License Class "A" (General Engineering) or a Contractor's License Class "C-12" (Earthwork and Paving) or a combination thereof**. Failure to possess such licenses may render the bid non-responsive and bar the award of the contract to that non-responsive Bidder. The successful Contractor and his subcontractors will be required to possess business licenses from the AGENCY.

6. Registration with the Department of Industrial Relations: The Bidder's attention is directed to Labor Code Section 1725.5, which provides that a contractor or subcontractor shall not be qualified to bid on, be listed in a Bid proposal, subject to the requirements of Public Contract Code Section 4104, or engage in the performance of any contract that is subject to Labor Code

Section 1720 et seq., unless currently registered and qualified to perform public work pursuant to Labor Code Section 1725.5.

7. Prevailing Wages: In accordance with the provisions of Section 1770, et seq., of the Labor Code, the Director of the Industrial Relations of the State of California has determined the general prevailing rate of wages applicable to the work to be done. The Contractor will be required to pay to all persons employed on the project by the Contractor sums not less than the sums set forth in the documents entitled "General Prevailing Wage Determination made by the Director of Industrial Relations pursuant to California Labor Code, Part 7, Chapter 1, Article 2, Sections 1770, 1773, 1773.1." These documents can be obtained from the State at the following website: http://www.dir.ca.gov/OPRL/pwd/. Certified payroll is required on this public funded public works project.

8. Bid Security: Each bid shall be accompanied by bid security in the form of a cashier's check, certified check or bid bond in the amount of 10% of the total bid amount. All cashier's checks or certified checks must be drawn on a responsible bank doing business in the United States and shall be made payable to **THE CITY OF BREA**. A bonding company admitted and licensed to do business in the State of California must issue bid bonds. Bids not accompanied by the required bid security shall be rejected. Cash and personal or company checks are **NOT** acceptable.

9. Payment Bond and Performance Bond: A Payment Bond and a Performance Bond, each in the amount of 100% of the contract amount, will be required of the Contractor.

10. Retention: In accordance with the Contract, five percent (5%) of any progress payment will be withheld as a retention. Pursuant to Section 22300 of the Public Contract Code, at the request and expense of the Contractor, approved securities equivalent to the amount withheld may be deposited with the AGENCY or with a state or federally chartered bank as the escrow agent, and AGENCY shall then pay such moneys to the Contractor. Refer to the Contract for further clarification.

11. Contact Person: Questions regarding this Notice Inviting Bids shall be directed to: **Ryan Chapman, PE, City Engineer at (714) 990-7763 or email: ryanch@ci.brea.ca.us.**

ALL BONDS ISSUED SHALL BE FROM A BONDING COMPANY ADMITTED AND LICENSED TO DO BUSINESS IN THE STATE OF CALIFORNIA.

THE AGENCY RESERVES THE RIGHT TO REJECT ANY BID OR ALL BIDS AND TO WAIVE ANY INFORMALITY OR IRREGULARITY IN ANY BID AND TO TAKE ALL BIDS UNDER ADVISEMENT FOR A MAXIMUM PERIOD OF 60 DAYS. ANY CONTRACT AWARDED WILL BE LET TO THE LOWEST RESPONSIVE AND RESPONSIBLE BIDDER. NO BID SHALL BE CONSIDERED UNLESS IT IS PREPARED ON THE APPROVED PROPOSAL FORMS IN CONFORMANCE WITH THE INSTRUCTIONS TO BIDDERS.

SECTION B

INSTRUCTIONS TO BIDDERS

1. Proposal Forms

Bids shall be submitted in writing on the Proposal forms provided by the AGENCY. All information requested therein must be clearly and legibly set forth in the manner and form indicated. The AGENCY will reject any proposal not meeting these requirements. The bid shall be filed with the City Clerk, Third Floor City Hall, One Civic Center Circle, Brea, California, which shall be endorsed with the Project Title and Project Number as it appears on the Notice Inviting Sealed Bids. The sealed envelopes will be publicly opened and read at the time and place stated in the Notice Inviting Bids. Bidders or their authorized agents are invited to be present at the opening. Unauthorized conditions, limitations, or provisions attached to a proposal will render it informal and may cause its rejection. The complete proposal forms shall be without interlineations, alterations or erasures. Alternative proposals will not be considered unless requested. No oral, telegraphic, or telephonic proposals or modifications will be considered. The proposal may be withdrawn upon request by the bidder without prejudice to himself prior to, but not after the time fixed for opening of bids, provided that the request is in writing, that it has been executed by the bidder or his duly authorized representative, and that it is filed with the AGENCY.

2. Proposal Guarantee

Proposals must be accompanied by a proposal guarantee consisting of a certified or cashier's check or bid bond payable to the AGENCY in the amount not less than 10% of the total amount named in the proposal. Any proposal not accompanied by such a guarantee will not be considered. Said check or bond shall be made payable to the AGENCY and shall be given as a guarantee that the bidder, if awarded the Work, will enter into a contract within 10 working days after the award and will furnish the necessary bonds as hereinafter provided. In the case of refusal or failure to enter into said contract, the check or bond, as the case may be, shall be forfeited to the AGENCY.

3. Proposal Signature

If the proposal is made by an individual, it shall be signed and his full name with his address shall be given; if it is made by a firm, it shall be signed with the co-partnership name by a member of the firm who shall sign his own name and the name and address of each member shall be given; and if it is made by a corporation, the name of the corporation shall be signed by its duly authorized officer or officers attested by the corporate seal, and the names and titles of all officers of the corporation shall be given.

4. Delivery Of Proposal

Proposals shall be enclosed in a sealed envelope plainly marked on the outside:

"SEALED BID"

for

BIRCH STREET PHASE 1A STREET IMPROVEMENTS
FROM N. KRAEMER BOULEVARD TO VALENCIA AVENUE
CIP NO. 7329

in the

CITY OF BREA - DO NOT OPEN WITH REGULAR MAIL

Proposals may be mailed or delivered by messenger. However, it is the bidder's responsibility alone to ensure delivery of the proposal to the hands of the AGENCY's designated official prior to the bid opening hour stipulated in the Notice Inviting Sealed Bids. Late proposals will not be considered.

5. Return of Proposal Guarantees

The proposal guarantees of the second and third lowest bidders will be held until the awarded bidder has properly executed all contract documents. Within 10 working days after the award of contract, the remaining proposal guarantees accompanying all other proposals will become null and void and returned to the unsuccessful bidders.

6. Taxes

No mention shall be made in the proposal of Sales Tax, Use Tax or any other tax, as all amounts bid will be deemed and held to include any such taxes which may be applicable.

7. Disqualification Of Bidders

In the event that any bidder acting as a direct contractor has an interest in more than one proposal, all such proposals will be rejected, and the bidder will be disqualified. This restriction does not apply to subcontractors or suppliers who may submit quotations to more than one bidder, and while doing so, may also submit a formal proposal as a direct contractor.

8. Contractor's License Requirement

This project requires the Contractor to possess a valid State of California contractor's license as stated in Section A "Notice Inviting Sealed Bids".

9. Registration with the Department of Industrial Relations

The Bidder's attention is directed to Labor Code Section 1725.5, which provides that a contractor or subcontractor shall not be qualified to bid on, be listed in a Bid proposal, subject to the requirements of Public Contract Code Section 4104, or engage in the performance of any contract that is subject to Labor Code Section 1720 et seq., unless currently registered and qualified to perform public work pursuant to Labor Code Section 1725.5.

10. References

All reference information called for in the bid proposal must be submitted with the bid proposal.

11. Listing Of Subcontractors

Bidders shall list in the bid proposal the name and place of business of each subcontractor who will perform work or labor or render services for the Contractor in an amount in excess of one-half of one percent of the Contractor's total bid.

12. Discrepancies And Misunderstandings

Bidders must satisfy themselves by personal examination of the work site, plans, specifications and other contract documents, and by any other means as they may believe necessary, as to the actual physical conditions, requirements and difficulties under which the Work must be performed. No bidder shall at any time after submission of a proposal make any claim or assertion that there was any misunderstanding or lack of information regarding the nature or amount of work necessary for the satisfactory completion of the job. Should a bidder find any errors, omissions, or discrepancies in the plans, specifications, and other contract documents or should he be in doubt as to their meaning, he shall notify the AGENCY. Should it be found necessary, a written addendum will be sent to all bidders. Any addenda issued during the bidding period shall form a part of the contract and shall be included with the proposal.

13. Equivalent Materials

Requests for the use of equivalents to those specified, must be submitted to the AGENCY. Only substitutions approved prior to bid due date via addenda Product Substitutions, will be considered. No substitutions will be considered after bid due date and contract award. It is the sole responsibility of the successful bidder to prove to the AGENCY that such a material is truly an equivalent.

14. Legal Responsibilities

All proposals must be submitted, filed, made and executed in accordance with State and Federal laws relating to bids for contracts of this nature whether the same or expressly referred to herein or not. Any bidder submitting a proposal shall by such action thereby agree to each and all of the terms, conditions, provisions and requirements set forth, contemplated and referred to in the Plans, Specifications and other contract documents, and to full compliance therewith. Additionally, any bidder submitting a proposal shall, by such action thereby, agree to pay at least the minimum prevailing per diem wages as provided in Section 1773, et. seq. of the labor code for each craft, classification or type of workman required as set forth by the Director of Industrial Relations of the State of California.

15. Award Of Contract

The award of contract, if made, will be to the lowest responsible bidder as determined solely by the AGENCY. The AGENCY reserves the right to reject any or all proposals, to waive any irregularity, and to take the bids under advisement for a maximum period of 60 days. In no event will an award be made until all necessary investigations are made to the responsibility and qualifications of the bidder to whom the award is contemplated.

16. Material Guarantee

The successful bidder may be required to furnish a written guarantee covering certain items of work for varying periods of time from the date of acceptance of the work by the AGENCY. The work to be guaranteed, the form, and the time limit of the guarantee will be specified in the special provisions. Said guarantee shall be signed and delivered to the AGENCY before acceptance of the contract by the AGENCY. Upon completion of the contract, the amounts of the two contract bonds required in Section 2-4, "CONTRACT BONDS," of the Standard Specifications for Public Works Construction, may be reduced to conform to the total amount of the contract bid prices for the items of work to guaranteed, and this amount shall continue in full force and effect for the duration of the guarantee period. However, the Labor and Material Bond cannot be reduced until the expiration of 35 days after the date of recordation of the Notice of Completion.

17. Execution Of Contract

The successful bidder shall execute a written contract with the AGENCY on the form of agreement provided and shall secure all insurance and bonds required by the Specifications within 10 working days from the date of the Notice of Intent to Award. Failure to enter into a contract shall be just cause for the annulment of the award and the forfeiture of the proposal guarantee. If the successful bidder fails to execute the contract, the AGENCY may award the contract to the second lowest responsible bidder. If the second lowest responsible bidder fails to execute the contract, the AGENCY may award the contract to the third lowest bidder. On the failure of such second or third lowest responsible bidder to execute the contract, such bidder's guarantees shall be likewise forfeited to the AGENCY. The work may then be re-advertised.

18. Submission of Bonds and Insurance

The successful bidder will be required to furnish the necessary bonds and insurance to the AGENCY within **10 working days from the Notice of Intent to Award of Contract and prior to AGENCY award**. Prior to issuance of Notice to Proceed, the AGENCY must be furnished with a Policy endorsement as required in the sample agreement depicted in Section D.

19. Addenda

The effect of all addenda to the contract documents shall be considered in the bid package and said addenda shall be made part of the contract documents and shall be returned with the bid package. Failure to submit any such addenda with the bid package may render the bid irregular and result in its rejection by the AGENCY.

20. Blank

21. Questions to the Engineer

Questions regarding the bid documents (i.e. plans, specifications, contract documents, bid forms, etc.) will be received by the Engineer up to **ten (10) working days** prior to the bid opening as specified in SECTION A. Questions asked of the Engineer after this time **will not** be addressed.

22. RFI (SEE NEXT PAGE)

For Requests for Interpretation (RFI), the Bidder shall use the form on the following page for submittal in writing.

CITY OF BREA

BIRCH STREET PHSAE 1A STREET IMPROVEMENTS FROM N. KRAEMER BOULEVARD TO VALENCIA AVENUE, CIP NO. 7329

REQUEST FOR INTERPRETATION OF CONTRACT DOCUMENTS

Date:

Time:

Company:

Contact Person:

Address:

Telephone:	**FAX:**

Plan Sheet:

Specification Section:

INTERPRETATION REQUESTED:

REPLY:

T0 A/E:

BIDDER: _____

SECTION C

PROPOSAL

BIRCH STREET PHASE 1A STREET IMPROVEMENTS
FROM N. KRAEMER BOULEVARD TO VALENCIA AVENUE
CIP PROJECT NO. 7329

in the

CITY OF BREA

TO THE HONORABLE MAYOR AND MEMBERS OF THE COUNCIL OF BREA:

In compliance with the Notice Inviting Sealed Bids, the undersigned hereby proposes and agrees to perform all the work therein described, and to furnish all labor, material, equipment and incident insurance necessary therefor, in accordance with the plans and specifications on file in the office of the City Engineer of the City of Brea. The undersigned agrees to perform the work therein to the satisfaction of and under the supervision of the City Engineer of the City of Brea, and to enter into a contract at the following prices. The undersigned agrees to complete the work within **80 Working Days**, starting from the date of the Notice to Proceed.

BIDDER declares that this proposal is based upon careful examination of the work site, plans, specifications, Instructions to Bidders and all other contract documents. If this proposal is accepted for award, BIDDER agrees to enter into a contract with AGENCY at the unit and/or lump sum prices set forth in the following Bid Schedule. BIDDER understands that failure to enter into a contract in the manner and time prescribed will result in forfeiture to AGENCY of the guaranty accompanying this proposal.

BIDDER understands that a bid is required for the entire work that the estimated quantities set forth in the Bid Schedule are solely for the purpose of comparing bids and that final compensation under the contract will be based upon the actual quantities of work satisfactorily completed. **THE AGENCY RESERVES THE RIGHT TO DELETE ANY ITEM FROM THE CONTRACT**. It is agreed that the unit and/or lump sum prices bid include all appurtenant expenses, taxes, royalties, fees, etc., and will be guaranteed for a period of sixty days from the bid opening date. If at such time the contract is not awarded, the AGENCY will reject all bids and will re-advertise the project. In the case of discrepancies in the amounts bid, unit prices shall govern over extended amounts, and words shall govern over figures.

If awarded the Contract, the undersigned agrees that in the event of the BIDDER'S default in executing the required contract and filing the necessary bonds and insurance certificates within 10 working days after the date of the AGENCY'S notice of award of contract to the BIDDER, the proceeds of the security accompanying this bid shall become the property of the AGENCY and this bid and the acceptance hereof may, at the AGENCY'S option, be considered null and void.

Accompanying this proposal of bid, find ____ in the amount of $_____ which said amount is not less than 10% of the aggregate of the total bid price, as required by the Notice Inviting Sealed Bids, payable to the AGENCY. (Please insert the words "Cash", "Certified Check", or "Bidder's Bond", as the case may be).

Bidder shall signify receipt of all Addenda here, if any:

Addenda No.	*Date Received*	*Bidder's Signature*

BIRCH STREET PHASE 1A STREET IMPROVEMENTS
FROM N. KRAEMER BOULEVARD TO VALENCIA AVENUE
CIP PROJECT NO. 7329

PROJECT BID SCHEDULE

NO.	ITEM	UNIT	QUANTITY	UNIT PRICE	AMOUNT
1	Mobilization and Demobilization (5% Max)	LS	1		$
2	Construction Survey Staking and Monument Protection	LS	1		$
3	Stormwater Protection/BMP's	LS	1		$
4	Remove and Reconstruct Median Curb (8" cf) Per City of Brea Std. Plan 106-0	LF	740		$
5	Remove and Reconstruct Median Curb (Variable Ht. cf) Per City of Brea Std. Plan 106-0	LF	150		$
6	Remove and Reconstruct Median Hardscape, Planting and/or Irrigation in Kind	SF	1,630		$
7	Remove and Reconstruct PCC Sidewalk Per City of Brea Std. Plan 103-0	SF	320		$
8	Remove Access Ramp and Adjacent Sidewalk and Construct Access Ramp (Case B) and Adjacent Sidewalk	EA	2		$
9	Remove and Dispose Existing Truncated Dome. Grind Concrete Surface and Install new Truncated Dome	EA	2		$
10	Mill Existing AC Pavement (1.5" Depth)	SF	122,600		$
11	Edge Mill Existing AC Pavement (Variable Depth from 1.5" to 3.0")	SF	84,400		$
12	Mill Existing AC Pavement (Variable Depth)	SF	20,450		$
13	Unclassified Excavation	CY	2,800		$
14	Furnish and Place Variable Depth Asphalt Concrete Level Course (Type III C3 PG 64-10)	TON	2,250		$

NO.	ITEM	UNIT	QUANTITY	UNIT PRICE	AMOUNT
15	Furnish and Place Asphalt Concrete Base Course for AC Deeplift Sections (Type B PG 64-10)	TON	4,855		$
16	Furnish and Place 1.5" ARHM Surface Course Overlay (Type ARHM-GG-C)	TON	3,060		$
17	Double Adjust Water Valve to Grade	EA	66		$
18	Double Adjust Manhole to Grade	EA	6		$
19	Adjust Pull Box to Grade	EA	9		$
20	Adjust Survey Well Monument to Grade	EA	3		$
21	Reconstruct Traffic Loop Detector in Kind	EA	12		$
22	Construct Type 2 Loop Detector	EA	12		$
23	Signing and Striping	LS	1		$
24	Traffic Control and Construction Phasing	LS	1		$
25	Allowance For Extra Work	Allowance	1	$50,000	$50,000
Total: Bid in Figures:		**$**			
Total: Bid in Words:					

1. **Bidder understands that the basis of the bid award will be on the lowest responsive and responsible bidders Bid Amount. However, the City Council at its discretion may elect to award the Bid or reject all bids _____ (Bidders Initials).**

2. **Bidder declares that (I)(we)(it) has read and understand the Scope of Work as defined in Item 1 of Section A - Notice Inviting Sealed Bids and Item 1 and Item 12 of Section B - Instructions to Bidders _____ (Bidders Initials).**

3. **Bidder understands that full descriptions of each bid item listed in the Bid Schedule(s) are included in Section 9 of the Special Provisions; and, Bidder has read said bid descriptions; and, bidder understands the scope of work contained within each bid item; and, that (I)(we)(it) have included all costs within said bid items accordingly within the bid schedule(s)_____ (Bidders Initials).**

LIST OF SUBCONTRACTORS

In accordance with Government Code Section 4104, the Bidder shall set forth the name, business address, license number, class and Department of Industrial Relations (DIR) registration number of each subcontractor who will perform work or render service to the bidder on said contract in an amount in excess of one-half of one percent of the total bid and the portion of the work to be done by such subcontractor.

Bid Item (s) Number	***% Portion of Work/($)***	***Name, Address and E-mail of Subcontractor***	***State License Number***	***Class***	***DIR Registration Number***

By submission of this proposal, the Bidder certifies:

1. That (I)(we)(it) is able to and will perform the balance of all work which is not covered in the above subcontractors listing pursuant to the required self-performing percentage requirements within the Special Provisions.

2. That the AGENCY will be furnished copies of all subcontracts entered into by subcontractor for this project 10 WD's after award of Contract.

_____ **(Bidders Initials)**

NON-COLLUSION DECLARATION
TO BE SUBMITTED WITH PROPOSAL

I, _____, am the
(Print Name)
_____ of _____,
(Position/Title) (Name of Company)

the party making the foregoing bid that the bid is not made in the interest of, or on behalf of, any undisclosed person, partnership, company, association, organization, or corporation; that the bid is genuine and not collusive or sham; that the BIDDER has not directly or indirectly induced or solicited any other bidder to put in a false or sham bid; that the BIDDER has not directly or indirectly colluded, conspired, connived, or agreed with any bidder or anyone else to put in a sham bid, or to refrain from bidding; that the BIDDER has not in any manner, directly or indirectly, sought by agreement, communication, or conference with anyone to fix the bid price of the BIDDER or any other bidder, or to fix any overhead, profit, or cost element of the bid price, or of that of any other bidder; that all statements contained in the bid are true; and, the BIDDER has not, directly or indirectly, submitted his or her bid price or any breakdown thereof, or the contents thereof, or divulged information or data relative thereto, to any corporation, partnership, company, association, organization, bid depository, or to any member or agent thereof, to effectuate a collusive or sham bid, and has not paid, and will not pay, any person or entity for such purpose.

Any person executing this declaration on behalf of a bidder that is a corporation, partnership, joint venture, limited liability company, limited liability partnership, or any other entity, hereby represents that he or she has full power to execute, and does execute, this declaration on behalf of the BIDDER.

I declare under penalty of perjury under the Laws of the State of California that the foregoing is true and correct and that this declaration is executed on this _____day of _____, 20_____.

_____
Name of Bidder

_____
Signature of Bidder

_____
Address of Bidder

BIDDER'S STATEMENT REGARDING "ANTI-KICKBACK" REQUIREMENTS

The undersigned is submitting this proposal for performing by contract the work required by these bid documents, agrees to comply with the Copeland "Anti-Kickback" Act (18 USC 74) as supplemented in the Department of Labor regulations (29 CFR, Part 3). This act provides that each contractor or subcontractor shall be prohibited from inducing, by any means, any person employed in the construction or repair of public work, to give up any part of the compensation to which he/she is otherwise entitled.

Signed _____

Title _____

Firm _____

Date _____

U T I L I T Y A G R E E M E N T

HONORABLE MAYOR AND CITY COUNCIL
CITY OF BREA, CALIFORNIA

Gentlemen:

The undersigned hereby promises and agrees that in the performance of the work specified in the contract, known as the **BIRCH STREET PHASE 1A STREET IMPROVEMENTS FROM N. KRAEMER BOULEVARD TO VALENCIA AVENUE, CIP NO 7329**, (I)(we)(it) will employ and utilize only qualified persons, as hereinafter defined, to work in proximity to any electrical secondary or transmission facilities. The term "Qualified Person" is defined in Title 8, California Administrative Code, Section 2700, as follows:

"**Qualified Person:** *A person who, by reason of experience or instruction, is familiar with the operation to be performed and the hazards involved."*

The undersigned also promised and agrees that all such work shall be performed in accordance with all applicable electrical utility company's requirements, Public Utility Commission orders, and State of California Cal-OSHA requirements.

The undersigned further promises and agrees that the provisions herein shall be and are binding upon any subcontractor or subcontractors that may be retained or employed by the undersigned, and that the undersigned shall take steps as are necessary to assure compliance by any said subcontractor or subcontractors with the requirements contained herein.

_____
Contractor

_____
By

_____
Title

Date: _____

DISQUALIFICATION QUESTIONNAIRE

In accordance with Government Code Section 14310.5, the Bidder shall complete, under penalty of perjury, the following questionnaire.

QUESTIONNAIRE

Has the Bidder, any officer of the Bidder or any employee of the Bidder who has a proprietary interest in the Bidder ever been disqualified, removed or otherwise prevented from bidding on or completing a Federal, State or local government project because of a violation of law or a safety regulation?

❑ Yes ❑ No

If the answer is yes, explain the circumstances in the space provided.

_____

_____

_____

_____

_____

_____

_____

_____

_____

_____

_____

_____

_____

_____

_____

_____

_____

_____

_____

_____

Note: This questionnaire constitutes a part of the Proposal, and a signature portion of the Proposal shall constitute signature of this questionnaire.

COMPENSATION INSURANCE CERTIFICATE

Pursuant to Section 1861 of the State Labor Code, each contractor to whom a public works contract has been awarded shall sign the following certificate.

> I am aware of the provisions of Section 3700 of the Labor Code which require every employer to be insured against liability for worker's compensation or to undertake self-insurance in accordance with the provisions of that code, and I will comply with such provisions before commencing the performance of the work of this contract.

_____
Contractor

_____
By

_____
Title

Date: _____

BIDDER'S INFORMATION

BIDDER certifies that the following information is true and correct:

_____
Bidder Name

_____
Business Address

_____
City, State Zip

( ) _____
Telephone Number

_____
Email Address

_____
State Contractor's License No. and Class

_____
DIR Registration Number

_____
Original Date Issued (State Contractor's License)

_____
Expiration Date

The work site was inspected by _____of our office on _____, 20__.

The following are persons, firms, and corporations having a principal interest in this proposal:

_____	_____
_____	_____
_____	_____
_____	_____
_____	_____

The undersigned is prepared to satisfy the Council of the City of Brea of its ability, financially or otherwise, to perform the contract for the proposed work and improvements in accordance with the plans and specifications set forth.

_____
Company Name

_____
Signature of Bidder

_____
Printed or Typed Signature

Subscribed and sworn to before me this __day of _____, 20__ .

NOTARY PUBLIC _____

NOTARY SEAL

REQUIRED PAST PROJECT EXPERIENCE

Bidder shall list below the names, address, telephone numbers, and projects completed for **three** public agencies for which the bidder has performed similar work with a total construction contract of **$1,500,000** or more within the past **Five** years:

1. _____

   Name and Address of Public Agency

   Name and Telephone No. of Public Agency Project Manager: _____

   _____

   Contract Amount Type of Work Date Completed

2. _____

   Name and Address of Public Agency

   Name and Telephone No. of Public Agency Project Manager: _____

   _____

   Contract Amount Type of Work Date Completed

3. _____

   Name and Address of Public Agency

   Name and Telephone No. of Public Agency Project Manager: _____

   _____

   Contract Amount Type of Work Date Completed

Inaccurate or failure to provide the required information shall result in bidder's proposal being non-responsive.

Responsible Bidder – Supplemental Questionnaire

1. How many years has your organization been in business in California as a contractor under your present business name and license number?

   _____Years

2. Is your firm currently the debtor in a bankruptcy case?

   ❑ Yes ❑ No

If " yes," indicate the case number, bankruptcy court, and the date on which the petition was filed.

_____	_____	_____
Case Number	Bankruptcy Court	Date Filed

3. Was your firm in bankruptcy any time during the last five years? (This question refers only to a bankruptcy action that was not described in answer to question 2, above.)

   ❑ Yes ❑ No

If " yes," indicate the case number, bankruptcy court, and the date on which the petition was filed.

_____	_____	_____
Case Number	Bankruptcy Court	Date Filed

4. Has any CSLB license held by your firm or its Responsible Managing Employee (RME) or Responsible Managing Officer (RMO) been suspended within the last five years?

   ❑ Yes ❑ No

5. At any time in the last five years, has your firm been assessed and paid liquidated damages after completion of a project, under a construction contract with either a public or private owner?

   ❑ Yes ❑ No

6. Has your firm ever defaulted on a construction contract?

   ❑ Yes ❑ No

If "yes," explain on a separate page.

7. In the last five years has your firm, or any firm with which any of your company's owners, officers or partners was associated, been debarred, disqualified, removed or otherwise prevented from bidding on, or completing, any government agency or public works project for any reason?

   ❑ Yes ❑ No

If "yes," explain on a separate page. State the name of the organization debarred, the year of the event, the owner of the project, and the basis for the action.

8. In the last five years, has your firm been denied an award of a public works contract based on a finding by a public agency that your company was not a responsible bidder?

   ❑ Yes ❑ No

If "yes," on a separate page identify the year of the event, the entity denied the award, the owner, the project, and the basis for the finding by the public agency.

9. In the past five years, has any claim against your firm concerning your firm's work on a construction project, been filed in court or arbitration?

   ❑ Yes ❑ No

If "yes," on a separate page identify the claim(s) by providing the project name, date of the claim, name of the claimant, the name of the entity the claim was filed against, a brief description of the nature of the claim, the court and case number, and a brief description of the status of the claim (pending or, if resolved, a brief description of the resolution).

10. In the past five years, has your firm made any claim against a project owner concerning work on a project or payment for a contract, and filed that claim in court or arbitration?

    ❑ Yes ❑ No

If "yes," on a separate page identify the claim be providing the name of claimant, the project name, date of the claim, name of the entity (or entities) against whom the claim was filed, a brief description of the nature of the claim, the court and case number, and a brief description of the status of the claim (pending, or if resolved, a brief description of the resolution.

11. At any time during the past five years, has any surety company made any payments on your firm's behalf as a result of a default, to satisfy any claims made against a performance or payment bond issued on your firm's behalf in connection with a construction project, either public or private?

    ❑ Yes ❑ No

12. In the last five years, has any insurance carrier, for any form of insurance, refused to renew the insurance policy for your firm?

    ❑ Yes ❑ No

13. Has your firm, or any of its owners, officers, or partners ever been liable in a civil suit, or found guilty in a criminal action, for making any false claim or material misrepresentation to any public agency or entity?

    ❑ Yes ❑ No

14. Has your firm, or any of its owners, officers or partners ever been convicted of a crime involving any federal, state, or local law related to construction?

    ❑ Yes ❑ No

If "yes," explain on a separate page, including identifying who was convicted, the name of the victim, the date of the conviction, the court and case number, the crimes, and the grounds for the conviction.

15. Has your firm or any of its owners, officers or partners ever been convicted of a federal or state crime of fraud, theft, or any other act of dishonesty?

    ❑ Yes ❑ No

If "yes," identify on a separate page, the person or persons convicted, the court and case number, the crimes, and the year convicted.

16. If your firm was required to pay a premium of more than one per cent for a performance and payment bond on any project(s) on which your firm worked at any time during the last three years, state the percentage that your firm was required to pay. You may provide an explanation for a percentage rate higher than one per cent, if you wish to do so.

    %

17. During the last five years, has your firm ever been denied bond credit by a surety company, or has there ever been a period of time when your firm has no surety bond in place during a public construction project when on was required?

    ❑ Yes ❑ No

18. Has CAL OSHA cited and assessed penalties against the General Contractor or its associates for any "serious," "willful" or "repeat" violations of its safety or health regulations in the past five years?

(Note: If you have filed an appeal of a citation, and the Occupational Safety and Health Appeals Board has not yet ruled on your appeal, you need not include information about it.)

❑ Yes ❑ No

If "yes," on separate page describe the citations, the party against whom the citation was made, date of citation, nature of the violation, project on which the citation was issued, owner of project, and the amount of penalty paid, if any. State the case number and date of any OSHAB decision.

19. Has the Federal Occupational Safety and Health Administration cited and assessed penalties against the General Contractor or its associates in the past five years?

(Note: If an appeal of the citation has been filed and the Appeals Board has not yet ruled, or there is a court appeal pending, you need not include information about the citation.)

❑ Yes ❑ No

If "yes," on separate page describe the citation, the party against whom the citation was made, date of citation, nature of the violation, project on which the citation was issued, owner of project, and the amount of penalty paid, if any. State the case number and date of any decision.

20. Has there been more than one occasion during the last five years in which the General Contractor or its associates was required to pay either back wages or penalties for failure to comply with the **state's** prevailing wage laws?

❑ Yes ❑ No

If "yes," on separate page, describe the violator, nature of each violation, name of the project, date of its completion, the public agency for which it was constructed, the number of employees who were initially underpaid an the amount of back wages and penalties that were assessed.

21. During the last five years, has there been more than one occasion in which the General Contractor or its associates have been penalized or required to pay back wages for failure to comply with the Federal Davis-Bacon prevailing wage requirements?

❑ Yes ❑ No

If "yes," on separate page, describe the violator, nature of each violation, name of the project, date of its completion, the public agency for which it was constructed, the number of employees who were initially underpaid an the amount of back wages and penalties that were assessed.

Inaccurate response to this questionnaire could result in bidder's proposal being non-responsive.

BID BOND

KNOW ALL MEN BY THESE PRESENTS, THAT WE _____ _____as PRINCIPAL, and _____ as SURETY, are held and firmly bound unto the CITY OF BREA, CALIFORNIA, hereinafter referred to as the "City", in the penal sum of ten percent (10%) of the total amount of the bid of the principal above named, submitted by said principal to said City, for the work described below, for payment of which sum in lawful money of the United States of America, well and truly to be made, we bind ourselves, our heirs, executors, administrators and successors, jointly and severally, firmly by these presents.

In no case shall the liability of the surety hereunder exceed the sum of $_____. THE CONDITIONS OF THIS OBLIGATION ARE SUCH, that whereas, said Principal has submitted the same mentioned bid to said City, for construction of the work under the City's specification entitled "_____ _____ _____ "For which bids are to be opened in the Council Chambers of the City Hall of said City at 2:00 PM on _____.

NOW, THEREFORE, if said Principal is awarded the contract, and within the time and manner required under the heading "Instructions to Bidders", after the prescribed forms are presented to him for signature, enters into a written contract, in the form of agreement bound herein, in accordance with the bid, and files the two bonds with said City, one to guarantee faithful performance and the other to guarantee payment for labor and materials, then this obligation shall be null and void; otherwise, it shall be and remain in full force and effect until released by the City.

In the event suit is brought upon this bond by the Obligee and judgment is recovered, said Surety shall pay all costs incurred by the Obligee in such suit, including a reasonable attorney's fee to be fixed by the court.

IN WITNESS WHEREOF, we have hereunto set our hands and seals this _____ day of _____, 20____.

_____ _____

Principal Surety

By: _____

BID BOND
ACKNOWLEDGMENT OF SURETY

A notary public or other officer completing this certificate verifies only the identity of the individual who signed the document to which this certificate is attached, and not the truthfulness, accuracy, or validity of that document.

ACKNOWLEDGMENT

State of California)
County of _____)
)

On _____ before me, ____
_____
(insert name and title of the officer)

personally appeared _____
_____,

who proved to me on the basis of satisfactory evidence to be the person(s) whose name(s) is/are subscribed to the within instrument and acknowledged to me that he/she/they executed the same in his/her/their authorized capacity(ies), and that by his/her/their signature(s) on the instrument the person(s), or the entity upon behalf of which the person(s) acted, executed the instrument.

I certify under PENALTY OF PERJURY under the laws of the State of California that the foregoing paragraph is true and correct.

WITNESS my hand and official seal.

Signature_____(Seal)
Signature of Notary Public

SECTION D

SAMPLE CONTRACT

[BIRCH STREET PHASE 1A STREET IMPROVEMENTS FROM N. KRAEMER BOULEVARD TO VALENCIA AVENUE, CIP NO. 7329]

This Construction Agreement ("Agreement") is dated _____, 20____ for reference purposes and is executed by the City of Brea, a California municipal corporation, and [contractor name], a [state] [type of entity] ("Contractor"). Contractor's CSLB license number is _____. Contractor's DIR registration number is _____.

RECITALS

A. City duly solicited, received, publicly opened, and declared bids for the following public works project: **BIRCH STREET PHASE 1A STREET IMPROVEMENTS FROM N. KRAEMER BOULEVARD TO VALENCIA AVENUE, CIP NO. 7329** ("Project").

B. City selected Contractor as the lowest responsive and responsible bidder for the Project.

C. The parties are executing this Agreement to provide for Contractor's furnishing of labor, equipment, and material for the construction of the Project.

NOW, THEREFORE, in consideration of the mutual covenants herein contained, City and Contractor hereby agree as follows:

1. GENERAL SCOPE OF WORK: Contractor shall furnish all necessary labor, tools, materials, appliances, and equipment and shall do the work for the construction of the **BIRCH STREET PHASE 1A STREET IMPROVEMENTS FROM N. KRAEMER BOULEVARD TO VALENCIA AVENUE, CIP NO. 7329** ("Project"). Such work shall be performed in accordance with contract documents for this Project on file in the office of the City Engineer and in accordance with bid prices, plans, and specifications more fully described in Section 4, below, and in accordance with the instructions of the Public Works Director (collectively, "Work"). Contractor shall at all times comply with applicable laws and City policies.

2. CONTRACT PRICE AND PAYMENT:

A. As total and complete compensation for satisfactorily completing the Work, City shall pay to Contractor the prices set forth in Contractor's bid amount of $ _____**.** Progress payments shall be made for each portion of the Work satisfactorily completed. Notwithstanding the foregoing, City shall be authorized to withhold a retention from payments in the maximum amount permitted by law.

B. At the written request and expense of Contractor, securities equivalent to any moneys withheld by City to ensure performance of this Agreement shall be deposited with City, or with a state or federally chartered bank in the State of California as the escrow agent, that

SAMPLE CONTRACT

shall then pay those moneys to Contractor. Upon satisfactory completion of this Agreement, the securities shall be returned to Contractor. Alternatively, Contractor may request that City make payment of retentions earned directly to the escrow agent at the expense of Contractor. At the expense of Contractor, Contractor may direct the investment of the payments into securities, and Contractor shall receive the interest earned on the investments upon the same terms provided for securities deposited by Contractor.

C. Upon satisfactory completion of this Agreement, Contractor shall receive from the escrow agent all securities, interest, and payments received by the escrow agent from City pursuant to the terms of this Section. Securities eligible for investment shall include those listed in Government Code Section 16430, bank or savings and loan certificates of deposit, interest-bearing demand deposit accounts, standby letters of credit, or any other security to which the parties agree in writing. Contractor shall be the beneficial owner of any securities substituted for moneys withheld and shall receive any interest thereon.

D. If Contractor elects to receive interest on moneys withheld in retention by City, then Contractor shall, at the request of any subcontractor performing more than five percent of Contractor's total bid amount, make that option available to the subcontractor regarding any moneys withheld in retention by Contractor from the subcontractor. Further mandatory details are provided in Public Contract Code Section 22300(d).

E. The escrow agreement for security deposits in lieu of retention shall be substantially similar to the form provided in Public Contract Code Section 22300(f).

3. <u>CUSTOMER CARE</u>: Contractor, while fulfilling the terms of this Agreement, shall provide exceptional customer care. Any negative contact with City staff, residents, businesses, visitors, or other contractors shall be reported by Contractor immediately to City. Contractor's management and supervisory personnel shall intercede to resolve or mitigate the negative contact in conjunction with City staff. The parties may agree in advance to a single person contact, a representative of either City or Contractor, for the investigation and response to complaints.

4. <u>INCORPORATED DOCUMENTS</u>: The plans and specifications referenced in Section 1, above, the Notice Inviting Sealed Bids attached hereto, the Instructions to Bidders (including attachments), and, unless omitted from such Notice, the 2018 edition of "Standard Specifications for Public Works Construction" ("Standard Specifications"), as amended by the Contract Documents, all of which are incorporated by reference herein, and this written agreement (collectively, "Contract Documents"), shall constitute the entire agreement between the parties. This Agreement is intended to require a complete and finished piece of work, and Contractor shall perform all work necessary to properly complete the Work and the Project in accordance with applicable laws, whether set out specifically in the Contract Documents or not. Should it be ascertained that any inconsistency exists between any of the Contract Documents, the provisions of this Agreement shall control.

SAMPLE CONTRACT

5. COMPLETION DATE / LIQUIDATED DAMAGES:

A. The Total Contract Working Days shall not exceed **80** Working Days From the date of the Notice To Proceed issued for the Project ("Project Completion Date")

B. Liquidated damages will be assessed in the amount of **$1,750.00 for each calendar day** in excess of the contract time for the Project beyond the Project Completion Date. City may deduct liquidated damages from any monies due or that may become due Contractor. Progress payments made after the completion date shall not constitute a waiver of liquidated damages.

6. TERMINATION:

A. City may terminate this Agreement for convenience without penalty at any time upon 30 days' written notice to Contractor. In such event, City shall pay Contractor for all services satisfactorily rendered prior to date of termination, which in any case shall not exceed the total contract price, and such payment shall be in full satisfaction of all services rendered.

B. If Contractor breaches this Agreement and fails to cure such breach within seven days of written notice, then City may immediately terminate this Agreement for cause.

7. INSURANCE:

A. Contractor shall not commence work until it has obtained all insurance required hereunder from a company or companies acceptable to City, nor shall Contractor allow any subcontractor to commence work on its subcontract until all insurance required of the subcontractor has been obtained. Contractor shall take maintain the following policies of insurance:

i. Compensation insurance: Before beginning work, Contractor shall furnish to City a certificate of insurance as proof that it has taken out full compensation insurance for all persons whom Contractor may employ directly or through subcontractors in carrying out the Work, in accordance with the laws of the State of California. Such insurance shall be maintained in full force and effect during the period covered by this Agreement. Further, such policy of insurance shall provide that the insurer waives all rights of subrogation against City and its elected officials, officers, employees and agents. In accordance with the provisions of Labor Code Section 3700, every contractor shall secure the payment of compensation to its employees. Contractor, prior to commencing work, shall sign and file with City a certification as follows:

> "I am aware of the provisions of Section 3700 of the Labor Code which require every employer to be insured against liability for worker's compensation or to undertake self-insurance in accordance with the provisions of that Code, and I will comply with such provisions before commencing the performance of work of this contract."

ii. For all operations of Contractor or any subcontractor in performing the Work, insurance with the following minimum limits and coverage:

SAMPLE CONTRACT

a. Commercial General Liability (occurrence) - for bodily injury, death, and property damage products/completed operations and all other activities undertaken by Contractor in the performance of this Agreement.

b. Comprehensive Automobile Liability (occurrence) - for bodily injury, death, and property damage, insuring against all liability arising out of the use of any vehicle.

c. Owner's and Contractor's Protective (occurrence) - for bodily injury, death, and property damage arising out of any activities undertaken by Contractor in the performance of this Agreement.

d. Other required insurance, endorsement, or exclusions, as required by the Contract Documents.

B. The policies of insurance required in paragraph (A)(ii) above shall have no less than the following limits of coverage:

i. $2,000,000 for bodily injury or death;

ii. $2,000,000 for property damage; and

iii. The total of the limits specified in subsections (i) and (ii) above, where a combined single limit is provided.

C. Each such policy of insurance required in paragraph (A)(ii) above shall:

i. Be subject to no deductible amount unless otherwise provided, or approved in writing by City.

ii. Be issued by an insurance company approved in writing by City, which is admitted and licensed to do business in the State of California and which is rated A/VII or better according to the most recent A.M. Best Co. Rating Guide.

iii. Name as additional insureds City, its elected officials, officers, employees, attorneys, and agents, and any other parties including subcontractors, specified by City to be included.

iv. Specify that it acts as primary insurance and that no insurance held or owned by the designated additional insureds shall be called upon to cover a loss under such policy.

v. Specify that it applies separately to each insured against whom claim is made or suit is brought, except with respect to the limits of the insurer's liability.

vi. Contain a clause substantially in the following words:

"It is hereby understood and agreed that this policy may not be canceled nor the amount of coverage thereof reduced until 30 days after receipt by the City of Brea

SAMPLE CONTRACT

of written notice of such cancellation or reduction of coverage as evidenced by receipt of such notice by registered letter."

vii. Specify that any failure to comply with reporting or other provisions of the required policy, including breaches of warranty, shall not affect the coverage required to be provided.

viii. Specify that the insurer waives all rights of subrogation against the named additional insureds.

ix. Specify that any and all costs of adjusting and/or defending any claim against any insured, including court costs and attorneys' fees, shall be paid in addition to and shall not deplete any policy limits.

x. Otherwise be in form satisfactory to City.

D. Prior to commencing performance under this Agreement, Contractor shall furnish City with original endorsements, or copies of each required policy, effecting and evidencing the insurance coverage required by this Agreement. The endorsements shall be signed by a person authorized by the insurer(s) to bind coverage on its behalf. All endorsements or policies shall be received and approved by City before Contractor commences performance. If performance of this Agreement shall extend beyond one year, Contractor shall provide City with the required policies or endorsements evidencing renewal of the required policies of insurance prior to their expiration of any required policies of insurance.

E. The insurance obligations under this Agreement shall be: (i) all the insurance coverage and/or limits carried by or available to Contractor; or (ii) the minimum insurance coverage requirements and/or limits shown in this Agreement; whichever is greater. Any insurance proceeds in excess of or broader than the minimum required coverage and/or minimum required limits, which are applicable to a given loss, shall be available to City. No representation is made that the minimum insurance requirements of this Agreement are sufficient to cover the obligations of Contractor under this Agreement.

8. <u>LABOR CODE COMPLIANCE</u>:

A. Contractor acknowledges that the Work required is a "public work" as defined in Labor Code Section 1720 et seq. Contractor is required to pay not less than the general prevailing rate of per diem wages for work of a similar character in locality in which the public work is performed, and not less than the general prevailing rate of per diem wages for holiday and overtime work. In that regard, the Director of the Department of Industrial Relations of the State of California is required to and has determined such general prevailing rates of per diem wages. The applicable prevailing rates can be found on the following website: http://www.dir.ca.gov/OPRL/pwd/. For federally funded projects, Davis-Bacon requirements apply, and the appropriate wage determinations can be found in the project specifications. Contractor shall ascertain all prevailing wages applicable to the Project and shall cause a copy of such wage determinations to be posted at the job site.

B. Pursuant to Labor Code Section 1775, Contractor and all subcontractors shall, as a penalty to City, forfeit not more than $200 for each calendar day, or portion thereof, for

SAMPLE CONTRACT

each worker paid less than the prevailing wage rates as determined by the Director of Industrial Relations for the work or craft in which the worker is employed for work done under this Agreement by Contractor or, except as provided in Section 1775(b), by any subcontractor.

C. Contractor shall comply with and be bound by the provisions of Labor Code Section 1777.5 concerning the employment of apprentices on public works projects. Contractor shall be responsible for compliance with Section 1777.5 for all apprenticeable occupations. Prior to commencing the Work, Contractor shall provide City with a copy of the information submitted to any applicable apprenticeship program. Within 60 days after concluding work pursuant to this Agreement, Contractor and each of its subcontractors shall submit to City a verified statement of the journeyman and apprentice hours performed under this Agreement.

D. Eight hours of labor shall constitute a legal day's work for all workmen employed in the execution of this Agreement, and Contractor and all subcontractors shall comply with and be governed by the laws of the State of California having to do with working hours.

E. Contractor and all subcontractors shall, as a penalty to City, forfeit $25 for each worker employed in the execution of this Agreement by Contractor or a subcontractor for each calendar day during which the worker is required or permitted to work more than eight hours in any one calendar day and 40 hours in any one calendar week in violation of the Labor Code.

F. Contractor shall comply with and be bound by the provisions of Labor Code Section 1776, which requires Contractor and each subcontractor to: (i) keep accurate payroll records and verify such records in writing under penalty of perjury, as specified in Section 1776; (ii) certify and make such payroll records available for inspection as provided by Section 1776; and (iii) inform City of the location of the records. Contractor and each subcontractor shall comply with and be bound by the provisions of Labor Code Section 1771.4(a)(3), which requires that each contractor and each subcontractor shall furnish the records specified in Section 1776 directly to the Labor Commissioner at least monthly, in a format prescribed by the Labor Commissioner.

G. For every subcontractor who will perform work on the Project, Contractor shall be responsible for such subcontractor's compliance with Labor Code Sections 1771, 1775, 1776, 1777.5, 1813, and 1815, and Contractor shall include in the written contract between it and each subcontractor copies of Labor Code Sections 1771, 1775, 1776, 1777.5, 1813, and 1815 and a requirement that each subcontractor shall comply with these statutes. Contractor shall be required to take all actions necessary to enforce such contractual provisions and ensure each subcontractor's compliance, including conducting a periodic review of the certified payroll records of the subcontractor. Upon becoming aware of a failure of the subcontractor to pay its workers the specified prevailing rate of wages, Contractor shall diligently take corrective action to halt or rectify the failure.

H. Contractor truthfully represents that at the time Contractor submitted its bid for this Project, and thereafter, Contractor possessed, and now possesses the required license(s) from the State Contractors State Licensing Board, and as required in the Contract Documents, as well as all permits, qualifications, insurance and approvals of any nature that are legally required of Contractor to practice its trade(s) and complete the Project. Contractor agrees to not be debarred at any time through the duration of this Agreement. Contractor has investigated and represents and will ensure that all subcontractors possessed and now possess a valid specialty trade license in

SAMPLE CONTRACT

its trade, as well as all permits, qualifications, insurance and approvals of any nature that are legally required of the subcontractor to practice its trade during the term of this Agreement and at the time Contractor's bid was submitted. All general building contractor licensees must comply with Business and Professions Code Section 7057. Contractor and all subcontractors must comply with business license requirements of City. Contractor shall not perform work with any debarred subcontractor pursuant to Labor Code Section 1777.1 or 1777.7.

9. UNRESOLVED DISPUTES:

A. In the event that a dispute arises between the parties regarding whether the conditions materially differ, involve hazardous waste, or cause a decrease or increase in Contractor's cost of or time required for performance of any part of the Work, Contractor shall not be excused from the Completion Date, but shall proceed with all work to be performed under the Agreement. Contractor shall retain any and all rights provided that pertain to the resolution of disputes and protests between the parties. In the event of any dispute or controversy with City over any matter whatsoever, Contractor shall not cause any delay or cessation in or of work, but shall proceed with the performance of the work in dispute. This includes disputed time extension requests and prices for changes. The disputed work will be categorized as an "unresolved dispute" and payment, if any, shall be as later determined by agreement or a court of law. Contractor shall keep accurate, detailed records of all disputed work, claims and other disputed matters.

B. All claims arising out of or related to the Contract Documents or this Project, and the consideration and payment of such claims, are subject to the Government Claims Act (Government Code Section 810 et seq.) with regard to filing claims. All such claims are also subject to the dispute procedures set forth in Public Contract Code Section 9204 and Public Contract Code Section 20104 et seq., to the extent each is applicable. This Agreement hereby incorporates those provisions as through fully set forth herein. Thus, Contractor or any subcontractor must file a claim in accordance with the Government Claims Act as prerequisite to filing a construction claim in compliance with Section 9204 and Section 20104 et seq. (if applicable), and must then adhere to Section 20104 et seq. and Section 9204, as applicable, with respect to any asserted "claim," as individually defined in those Sections.

10. ANTI-TRUST CLAIMS: In entering into this Agreement, Contractor offers and agrees to assign to City all rights, title, and interest in and to all causes of action it may have under Section 4 of the Clayton Act (15 U.S.C. Sec. 15) or under the Cartwright Act (Business and Professions Code Section 16700 et seq.) arising from purchases of goods, services, or materials pursuant to this Agreement. This assignment shall be made and become effective at the time City tenders final payment to Contractor without further action or acknowledgment by the parties.

11. THIRD PARTY CLAIMS: Pursuant to Public Contract Code Section 9201, City has full authority to compromise or otherwise settle any claim relating to this Agreement at any time. City shall timely notify Contractor of the receipt of any third-party claim relating to this Agreement. City shall be entitled to recover its reasonable costs incurred in providing the notification required by Public Contract Code Section 9201(b).

12. RIGHT TO AUDIT: City or its representative shall have the option of inspecting and/or auditing all records and other written materials used by Contractor in preparing its billings to City as a condition precedent to any payment to Contractor. Contractor will promptly furnish

SAMPLE CONTRACT

documents requested by City. Additionally, pursuant to Government Code Section 8546.7, if this Agreement involves the expenditure of public funds in excess of $10,000, Contractor shall be subject to State Auditor examination and audit at the request of City or as part of any audit of City, for a period of three years after final payment under this Agreement.

13. <u>TRENCHING AND EXCAVATIONS</u>:

A. If the Project involves trenching more than four feet deep, Contractor shall promptly and before the following conditions are disturbed notify City in writing of any: (i) material that Contractor believes may be material that is hazardous waste, as defined in California Health and Safety Code Section 25117, that is required to be removed to a Class I, Class II, or Class III disposal site in accordance with provisions of existing law; (ii) subsurface or latent physical conditions at the site differing from those indicated; or (iii) unknown physical conditions at the site of any unusual nature, different materially from those ordinarily encountered and generally recognized as inherent in work of the character provided for in this Agreement. City shall investigate the conditions, and if City finds that the conditions do materially differ or do involve hazardous waste and cause a decrease or increase in Contractor's cost of or the time required for performance of any part of the Work, City shall issue a change order.

B. In addition, whenever work under this Agreement involves an estimated expenditure in excess of $25,000 for the excavation of any trench or trenches five (5) feet or more in depth, Contractor shall submit for acceptance by City or by a registered civil or structural engineer employed by City to whom authority to accept has been delegated, in advance of excavation, a detailed plan showing the design of shoring, bracing, sloping, or other provisions to be made for worker protection from the hazard of caving ground during the excavation, of such trench or trenches. If such plan varies from the shoring system standards established by the Construction Safety Orders of the Division of Industrial Safety, the plan shall be prepared by a registered civil or structural engineer employed by Contractor, and all costs therefor shall be included in the contract price herein for completion of the Work as set forth in this Agreement. Nothing in this provision shall be deemed to allow the use of a shoring, sloping, or other protective system less effective than that required by the Construction Safety Orders. Nothing in this provision shall be construed to impose tort liability on City or on any City officer, agent, or employee. All plans, plan review, processing, and shoring costs are Contractor's financial and legal responsibility.

14. <u>UTILITIES</u>: City acknowledges its responsibilities under Government Code Section 4215 concerning existing utilities.

15. <u>LOCATION OF EXISTING ELEMENTS</u>: The methods used and costs involved to locate existing elements, points of connection and all construction methods are Contractor's sole responsibility. Accuracy of information furnished, as to existing conditions, is not guaranteed by City. Contractor must strictly comply with all applicable requirements of Government Code Section 4216 et seq. Prior to commencement of the Work, Contractor, at its sole expense, must make all investigations necessary to determine locations of existing elements, which may include contacting Underground Service Alert and other private underground locating firm(s), utilizing specialized locating equipment, hand trenching, or both. Contractor must provide City with every Dig Alert Identification Number issued by Underground Service Alert during the

SAMPLE CONTRACT

course of the Project. Contractor shall be responsible for preserving the integrity of the existing underground utilities and elements at the site.

16. <u>CONTRACTOR'S LIABILITY</u>:

A. City and its officers, agents, and employees shall not be answerable or accountable in any manner for any loss or damage that may happen to the Work or any part thereof, or for any of the materials or other things used or employed in performing the Work; or for injury or damage to any person or persons, either workers, employees of Contractor or its subcontractors or the public, or for damage to adjoining or other property from any cause whatsoever arising out of or in connection with the performance of the Work. Contractor shall be responsible for all damage or injury to any person or property resulting from defects or obstructions or from any cause whatsoever, except the sole negligence or willful misconduct of City, its employees, servants, or independent contractors who are directly responsible to City during the progress of the Work or at any time before its completion and final acceptance.

B. To the maximum extent permitted by law, Contractor will defend, indemnify, and hold City, its elected officials, officers, employees, agents, and volunteers (collectively, "Indemnitees") free and harmless with respect to any and all actions, claims, liens, stop notices, damages to persons or property, penalties, obligations, and liabilities that may be asserted or claimed by any person, firm, entity, corporation, political subdivision, or other entity in any way arising out of or in connection with the acts, omissions, willful misconduct, work, operations, breach of this Agreement, violation of the Labor Code or any other code or regulation, and/or activities of Contractor, its agents, employees, subcontractors, or invitees in or related to the performance of this Agreement (collectively, "Claims"), whether or not there is concurrent passive or active negligence on the part of any of the Indemnitees, but excluding such actions, claims, damages to persons or property, penalties, obligations, or liabilities arising from the sole negligence or willful misconduct of any of the Indemnitees, as determined by a final court decision or agreement of the parties.

C. Contractor will defend any action or actions filed in connection with any Claims and will pay all costs and expenses, including actual attorneys' fees incurred in connection therewith.

D. Contractor will promptly pay any judgment rendered against Contractor or any of the Indemnitees as a result of any Claims, and Contractor agrees to indemnify and save and hold the Indemnitees harmless therefrom.

E. In the event any Indemnitee is made a party to any action or proceeding filed or prosecuted against Contractor in connection with any Claims, Contractor shall pay to the Indemnitees any and all costs and expenses incurred by the Indemnitees in such action or proceeding together with actual attorneys' fees.

F. So much of the money due to Contractor under and by virtue of this Agreement, as shall be considered necessary by City, may be retained by City until Contractor has satisfied its indemnity obligations under this Section.

SAMPLE CONTRACT

17. ASSIGNMENT: Contractor shall not assign or transfer any interest in this Agreement or any part thereof, whether by assignment or novation, without City's prior written consent. Any purported assignment without written consent shall be null, void, and of no effect, and Contractor shall hold harmless, defend and indemnify City and its officers, officials, employees, agents, and representatives with respect to any claim, demand, or action arising from or relating to any unauthorized assignment.

18. CONTRACTOR'S REPRESENTATIONS: Contractor represents, covenants and agrees that: (i) Contractor is qualified and capable of furnishing the labor, materials, and expertise necessary to perform the Work in accordance with the terms and conditions set forth in this Agreement; (ii) there are no obligations, commitments, or impediments of any kind that will limit or prevent Contractor's full performance under this Agreement; (iii) there is no litigation pending against Contractor or any owner or officer thereof, involving alleged theft, dishonesty, or fraud involving a public works project, and neither Contractor nor any owner or officer thereof is the subject of any criminal investigation or proceeding involving a public works project; and (iv) to Contractor's actual knowledge, neither Contractor nor any owner or officer thereof has been convicted of a felony involving theft, dishonesty, or fraud in connection with a public works project, within the last 10 years.

19. NOTICES: Except as otherwise required by law, any notice, payment, or other communication authorized or required by this Agreement shall be in writing and shall be deemed received on (i) the day of delivery if delivered by hand or overnight courier service during City's regular business hours or (ii) on the third business day following deposit in the United States mail, postage prepaid, to the addresses listed below, or at such other address as one party may notify the other:

To City:
Director of Public Works
City of Brea
1 Civic Center Circle
Brea, California 92821

To Contractor:
_____
_____
_____

20. NON-DISCRIMINATION: No discrimination shall be made in the employment of persons upon public works because of the race, color, or religion of such persons, or on any other basis specified in Government Code Section 12940. Every contractor for public works violating this section is subject to all the penalties imposed for a violation of Labor Code Section 1720 et seq. in accordance with the provisions of Section 1735 of such Code.

21. APPLICABLE LAW: The validity, interpretation, and performance of this Agreement shall be controlled by and construed under the laws of the State of California, excluding the choice of law rules. Venue for any such action relating to this Agreement shall be in the Orange County Superior Court.

SAMPLE CONTRACT

22. <u>INCORPORATION OF MANDATORY LANGUAGE</u>: Each and every provision required by law to be inserted in this Agreement shall be deemed to be inserted and this Agreement shall be read and enforced as though such provision were included. If through mistake or otherwise any such provision is not inserted, or is not correctly inserted, then upon request of either party this Agreement shall promptly be amended to make such insertion or correction.

23. <u>ENTIRE AGREEMENT</u>: This Agreement, including the Contract Documents, and any other documents incorporated herein by specific reference, represents the entire and integrated agreement between the parties. This Agreement supersedes all prior oral or written negotiations, representations or agreements. This Agreement may not be modified or amended, nor any provision or breach waived, except in a writing signed by both parties which expressly refers to this Agreement.

24. <u>NON-WAIVER OF TERMS</u>: Waiver by either party of any one or more of the conditions of performance under this Agreement shall not be a waiver of any other condition of performance under this Agreement. In no event shall the making by City of any payment to Contractor constitute or be construed as a waiver by City of any breach of covenant, or any default which may then exist on the part of Contractor, and the making of any such payment by City shall in no way impair or prejudice any right or remedy available to City with regard to such breach or default.

25. <u>AUTHORITY</u>: Any person executing this Agreement on behalf of Contractor warrants and represents that he or she has the authority to execute this Agreement on behalf of Contractor and has the authority to bind Contractor to the performance of its obligations hereunder.

26. <u>COUNTERPARTS</u>: This Agreement may be executed in counterpart originals, duplicate originals, or both, each of which is deemed to be an original for all purposes.

[SIGNATURES ON FOLLOWING PAGE]

SAMPLE CONTRACT

TO EXECUTE THIS AGREEMENT, the parties have caused their authorized representatives to sign below.

[CONTRACTOR NAME]

[use this signature block if Contractor is a corporation]

□ Chairperson □ President □ Vice President	□ Secretary □ Asst. Secretary □ Chief Finance Officer □ Asst. Treasurer

[Pursuant to California Corporations Code Section 313, both signature lines must be executed unless the signatory holds at least one of the offices designated on each line.]

[use this signature block if Contractor is a limited liability company]

Manager	Manager

[Pursuant to California Corporations Code Section 17703.01(d), both signature lines must be executed unless the articles of incorporation state that the firm is managed by only one manager.]

CITY OF BREA

By: _____
Mayor

Attest: _____
City Clerk

SAMPLE CONTRACT

SECTION E

SPECIAL PROVISIONS

All the Work to be done under this contract shall be in accordance with these Special Provisions, the Caltrans Standard Specifications, 2018 Edition, and the **"GREENBOOK" Standard Specifications for Public Works Construction**, 2015 edition, as written and promulgated by the Joint Cooperative Committee of the Southern California Chapter of the American Public Works Association and the Southern California District of Associated General Contractors of California. Copies of the Standard Specifications are available from the publisher:

BNi Building News
1612 S. Clementine Street
Anaheim, California 92802
(714) 517-0971

The Standard Specifications set forth above, referred hereinafter as Standard Specifications, will control the general provisions, construction materials, and construction methods for this contract except as amended by the Plans, Special Provisions, or other contract documents.

The section numbers of these Special Provisions coincide with those of the said Standard Specifications. Only those sections requiring amendment, elaboration, or specifying options, are called out.

PART 1
GENERAL PROVISIONS

SECTION 1
TERMS, DEFINITIONS, ABBREVIATIONS, UNITS OF MEASURE, AND SYMBOLS

1-2 TERMS AND DEFINITIONS

[Add or redefine the following:].

AGENCY - The City of Brea.
Board - The City Council of the City of Brea.
Caltrans - The State of California Department of Transportation.
County - The County of Orange.
Engineer - The City Engineer of the City of Brea or his authorized representative.

SECTION 2
SCOPE AND CONTROL OF WORK

2-1 AWARD AND EXECUTION OF THE CONTRACT

[Replace with the following:].

Within **10 working days** after the date the AGENCY'S Notice of Intent to Award of Contract, the Contractor shall execute and return all contract documents required by the AGENCY. The AGENCY reserves the right to terminate the award if the above requirement is not met. Such termination will result in the forfeiture of the Proposal Guarantee.

The Contract Agreement shall not be considered binding upon the AGENCY until executed by the authorized AGENCY officials.

A corporation to which an award is made may be required, before the Contract Agreement is executed by the AGENCY, to furnish evidence of its corporate existence, of its right to enter into contracts in the State of California, and that the officers signing the contract and bonds for the corporation have the authority to do so.

2-3 SUBCONTRACTS

2-3.2 Self Performance

[amend the first sentence as follows:].

Replace *50* percent with **30** percent

2-4 CONTRACT BONDS

[add the following:].

The Faithful Performance Bond shall remain in force until the date of recordation of the Notice of Completion. The Material and Labor Bond shall remain in force until 6 months after the date of recordation of the Notice of Completion.

In conformance with the State of California Government Code, Chapter 13, Section 4590, the Contractor may substitute securities for any monies withheld by the City to endurance under the contract.

At the request and expense of the Contractor, securities equivalent to the amount withheld shall be deposited with the AGENCY, or with a state or federally chartered bank as the escrow agent, who shall pay such monies to the Contractor upon notification by AGENCY of Contractor's satisfactory completion of the contract.

The type of securities deposited and the method of release shall be approved by the AGENCY.

2-5 PLANS AND SPECIFICATIONS

2-5.1 General

[Add the following:].

Only written authorization from the AGENCY shall be binding over any deviation or change in the Plans and Specifications. Please refer to SECTION 3 - CHANGES IN WORK for further explanation. The Contractor shall maintain a control set of Plans and Specifications on the project site at all times. All final locations determined in the field, and any deviations from the Plans and Specifications, shall be marked in red on this control set to show the as-built conditions. Upon completion of all Work, the Contractor shall return the control set to the Engineer. Final payment will not be made until this requirement is met. Reference in the Special Provisions to "State Standard Specifications" shall mean the Standard Specifications, 2018 edition, of the State of California, Department of Transportation. Copies of these specifications may be obtained from:

State of California – Department of General Services
Publications Distribution Unit
P.O. Box 1015
North Highlands, California 95660

Reference in the Special Provisions to Standard Plans shall mean the Standard Plans of the City of Brea, and where applicable, the following:

Standard Plans for Public Works Construction (SPPWC), published by the Public Works Standards, Inc., 2015 edition.

Standard Plans, published by the State Department of Transportation, 2018 edition.

Standard Plans, published by the City of Brea.

Applicable Standard Plans for this project are contained in Appendix A of these Special Provisions.

2-5.3 Submittals

2-5.3.1 General

[Add the following].

Within 10 working days after the date the AGENCY'S award of contract, the Contractor shall identify submittals which will be required by each section of the specifications and determine the date on which each submittal will be made, the vendor/material supplier, any long lead time items, and other related information. Submittal schedule shall be in matrix form. Submittals shall be consecutively numbered and shall include the specification section number to which they pertain. Contractor shall be responsible for on time delivery and processing of submittals so as not to impede progress of work. The Contractor shall submit all Submittals to the Engineer via the Internet utilizing a web site address VPM @ www.virtual-pm.com **managed by the Agency. The Notice to Proceed will not be issued until all required submittals are approved with "no exception taken" or "Supply as Noted" by the Agency.**

2-6 WORK TO BE DONE

[Add with the following].

The work to be constructed hereunder generally consists of street rehabilitation/reconstruction improvements along Birch Street from N. Kraemer Boulevard to Valencia Avenue in the City of Brea, approximately 4,800 linear feet. Works of Improvement include, but are not limited to, mobilization, pavement milling, pavement removals, AC deep-lift, AC level course, ARHM overlay, removal and reconstruction of traffic loops, removal and reconstruction of curb access ramps and sidewalk, removal and replacement of median curbs and hardscape/irrigation, water valve and manhole adjustments, pavement striping, traffic control, and BMPs as shown on the Plans, and as included in the Specifications.

2-9 SURVEYING

[Replace with the following].

The Contractor shall be responsible for the accuracy of surveying adequate for construction; however the task of surveying itself shall be performed under the direction of a Licensed Land Surveyor or Professional Engineer, whom is authorized to practice land surveying in the State of California, retained or provided for by the Contractor.

All construction surveying necessary to complete the work as shown on the plans and provided for in these contract documents and specifications shall be accomplished by or under the direction of a Licensed Land Surveyor or Professional Engineer, with the authority to practice land surveying in the State of California, retained or provided by the Contractor. The AGENCY reserves the right to direct additional construction surveys to be performed by the Contractor when it feels it is required to adequately construct the work.

The Contractor shall be required to provide an as-built field survey to establish adequate survey control for the reconstruction of all curb returns where new curb ramp construction is required and any street requiring total removal of the existing pavement section, in order to re-establish the horizontal locations and final elevations of new ramp and curb returns, centerline and/or crown line and existing vertical curves, as directed by the Engineer, prior to the start of any construction. The as-built field survey shall be done only under the direction of a Licensed Land Surveyor or a Registered Civil Engineer authorized to practice land surveying in the State of California.

In accordance with Senate Bill 1563, the Contractor shall file a Corner Record Form referencing survey monuments subject to disturbance in the Office of the County Surveyor prior to the start of construction and also prior to the completion of construction for the replacement of survey monuments. The Contractor shall not disturb survey monuments, lot stakes (tagged), or benchmarks without the consent of the Engineer. The Contractor shall bear the expense of replacing any that may be disturbed. Replacement shall be done only under the direction of a Licensed Land Surveyor or a Registered Civil Engineer authorized to practice land surveying in the State of California.

The centerline monuments for all intersections within the project limits shall be permanently tied out prior to cold milling and overlay and re-established after the final asphalt concrete paving. Upon submittal of all corner records and centerline tie notes and monuments to the Office of Orange County Surveyor, the Contractor shall submit copies of the same records to the City of Brea. Contractor shall also submit accepted and filed corner records upon acceptance by the Office of the County Surveyor prior to completion of the project.

Upon completion of the project, a Notice of Completion shall not be filed until the monuments have been restored and corner records filed to the satisfaction of the County Surveyor.

Payment for the surveying is considered in the various contract bid items of work and no additional compensation will be allowed, therefore.

2-10 AUTHORITY OF BOARD AND ENGINEER

[Add the following].

The Contractor shall give at least 48 hours (2 working days) advance notice when he or his subcontractor will start or resume the work.

The above notice is to be given during working hours, exclusive of Saturday, Sunday or AGENCY holidays for the purpose of permitting the Engineer to make necessary assignments of his representatives.

2-11 INSPECTION

[Add the following].

If the Contractor elects to work under this contract more than 8 hrs/day or more than 40 hrs/week, Saturday, Sunday, or AGENCY holidays, he shall arrange with the Engineer for the required inspection service and pay the **Special Inspection Fees** which will be charged at the following rates:

4 hrs. or less/day - $500.00
4 hrs. to 8 hrs./day - $1,000.00

When Special Inspection is required, the Contractor shall notify the AGENCY and pay inspection fees 24 hours in advance. If the Contractor is directed by the AGENCY to work under this contract more than 8 hrs./day or more than 40 hrs./week, the Special Inspection fee requirements will be waived.

If the Contractor elects to work under this Contract more than 8 hrs/day or more than 40 hrs/week, Saturday, Sunday, or AGENCY holidays without prior authorization, he/she/it shall pay double the rates mentioned herein to the AGENCY.

SECTION 3
CHANGES IN WORK

3-3 EXTRA WORK

3-3.2 Payment

3-3.2.1 General.
[Add the following:].

Extra work compensation will be made for labor, equipment, and materials used in the specific work zone where the extra work is being performed and not for all crew and materials on-site. When extra work or utility interference is encountered, the Contractor shall contact the City and jointly evaluate if the workforce and/or trucking should be reduced or remain as compensable.

All extra work truck material weight tickets must be completely filled out with times, location, and material dumped to be eligible for extra work payment. All extra work must be approved by the authorized City representative prior to commencing work. Without said approval, the Contractor will be working at risk, hence compensation is not guaranteed.

3-3.2.3 Markup.
[Delete Subsection in total and replace with the following:]

(a) Work by Contractor. The following percentages shall be added to the Contractor's costs and shall constitute the markup for all overhead and profits:

1) Labor.....15
2) Materials 10
3) Equipment Rental 10*
4) Other Items and Expenditures 10

* Equipment Rental rates shall be based on the latest applicable Caltrans Equipment Rental Rates

To the sum of the costs and markups provided for in the subsection, 1 percent shall be added as compensation for bonding.

(b) Work by Subcontractor. When all or any part of the extra work is performed by a Subcontractor, the markup established in 3-3.2.3(a) shall be applied to the Subcontractor's actual cost of such work. A markup of ten (10) percent on the first $5,000 of the subcontracted portion of the extra work and a markup of five (5) percent on work added in excess of $5,000 of the subcontracted portion of the extra work may be added by the Contractor.

(c) Unknown Facilities. In the event the Contractor suspects or begins to locate a utility pipe, conduit, structure or other unknown underground mass not depicted on the Plans or identified within these Specifications, he/she shall continue to uncover and investigate the limits of the item and contact USA as part of the bid item scope of work. Once the unknown underground facility is sufficiently viewed and identified, any stand-by-time, during which no constructive work is being accomplished with respect to the bid item scope of work, will be paid at the base rate for Labor + 10% and for Equipment not working will be paid applying the Delay Factor to the hourly rental rate per the Caltrans Rental Guide with no further mark-up.

SECTION 4
CONTROL OF MATERIALS

4-1 MATERIALS AND WORKMANSHIP

4-1.1 General

[Add the following:].

The Contractor and all subcontractors, suppliers, and vendors shall guarantee that the entire Work will meet all requirements of this contract as to the quality of materials, equipment, and workmanship. The Contractor, at no cost to the AGENCY, shall make any repairs or replacements made necessary by defects in materials, equipment, or workmanship that become evident within one year after the date of recordation of the Notice of Completion. Within this one year period, the Contractor shall also restore to full compliance with requirements of this contract any portion of the Work which is found to not meet those requirements. The Contractor shall hold the AGENCY harmless from claims of any kind arising from damages due to said defects or noncompliance.

Security of this guarantee shall be in the form of a Warrantee Bond furnished to the AGENCY by the Contractor (See Appendix for Sample). There shall be specific wording in the Warrantee Bond that includes the guarantee or warranty of the labor and materials for a one year period, commencing from the recording date of the Notice of Completion by the County Recorder. The guaranteed amount shall be for 100 percent of the total amount earned to date as indicated on the final progress payment. The AGENCY reserves the right to withhold the retention until the Warrantee Bond has been accepted by the AGENCY.

The Contractor shall make all repairs, replacements, and restorations covered by the Warrantee Bond within ten (10) working days after the date of the Engineer's written notice. Failure to comply with such notice, will cause the AGENCY to file claim against the bond.

Excepted from the Warrantee Bond will be defects caused by acts of God, acts of the AGENCY, acts of vandals, or by acts of others outside or beyond the control of the Contractor.

4-1.4 Test of Materials

[Replace the third sentence of the first paragraph with the following:].

All onsite and offsite tests which require the services of a laboratory to determine compliance with the Contract Documents shall be performed by an independent commercial testing laboratory in the vicinity of Southern California, pre-approved by the Engineer. The laboratory shall be staffed with experienced technicians, properly equipped, and fully qualified to perform the tests in accordance with the specified standards.

The City reserves the right to visit approved testing laboratories anytime during the duration of the testing for the specified project. This random inspection will not require any prior confirmation for the visit date and time of the visit.

Field sampling and testing shall be performed under the direction of the Engineer. The Engineer will determine the exact time and location of all field sampling and testing. Written reports

of tests and engineering data furnished by the Contractor for the Engineer's review shall be submitted in the same manner as specified for Shop Drawings.

The testing laboratory shall furnish three copies of a written report of each test performed by laboratory personnel. Two copies of each test report will be transmitted to the Engineer and one copy to the Contractor within three (3) calendar days after each test is completed.

The Contractor shall not retain any testing laboratory firm against which the City has reasonable objection. If at any time during the construction process, the services become unacceptable to the City and the Engineer determines that sufficient cause exists, the Contractor shall terminate the services and engage a different testing laboratory firm, approved by the Engineer.

Unless otherwise provided, all testing shall be performed under the direction of the Engineer and the AGENCY will bear the cost of the initial testing of material and workmanship which are required by the Standard Specifications and the Special Provisions. The cost of all other tests, including the retesting of material or workmanship that fails to pass the first test, shall be borne by the Contractor.

4-1.6 Trade Names or Equals

[Replace the last two sentences of the first paragraph with the following:].

Approval of equipment and materials offered as equivalents to those specified must be obtained as set forth in the Instructions to Bidders.

SECTION 5
UTILITIES

5-1 LOCATION

[Replace the first sentence of the last paragraph with the following:].

The location and existence of any underground utility or substructure was obtained from a search of available records. No guarantee is made or implied that the information is complete or accurate.

It shall be the Contractor's responsibility alone to determine the location of underground utilities or substructures of every nature and to protect them from damage. The Contractor shall assume every lot includes a service of each type of utility.

The Contractor shall pothole all utilities, including service connections, which have been marked by the respective owners and which may affect or be affected by the Work. Pothole report shall include type and material of existing utility found, depth to top of cover, depth to bottom of utility and size of utility.

Any pothole work with a diameter less than or equal to 6-inches in asphalt to be backfilled with black colored concrete to the finish surface.

The Contractor shall sawcut straight clean lines at each pothole location.

The Contractor shall perform the utility location pothole exploration efforts along the proposed AC deeplift areas or curb ramp removals 48 hours prior to beginning trenching/excavation for the work and shall notify the Engineer in advance of initiating said work of any conflicts. All vertical and horizontal locations of the exposed existing utility shall be documented by the Contractor and provided to the Engineer. All potential conflicts with respect to the proposed work and existing utilities shall be brought to the attention of the Engineer prior to trenching/excavating at the potential conflict location.

Payment for the potholing and utility location is considered in the various contract bid items of work and no additional compensation will be allowed, therefore.

5-4 RELOCATION

[Replace the second sentence of the last paragraph with the following:].

When not otherwise required by the plans and specifications and when directed by the Engineer, the Contractor shall arrange for the relocation of service connections, as necessary, between the meter and property line, or between the meter and limits of construction.

5-5 DELAYS

[Add the following paragraph:].

All notification to utility companies insofar as the relocation or removal of a utility shall be made by the Engineer based on Contractor's request as submitted to the Engineer at least 48-hours in advance of the needed work. Any costs for delay of the Contractor of utility companies in this regard shall be assigned to the Contractor, if these costs are a result of the Contractor's request

being untimely in any respect excepting thereof any delay cost incurred as a result of the utility company not responding at their agreed time.

5-7 UTILITY MARKINGS

[Is hereby added to Section 5:].

Upon completion of the Project, the Contractor shall be required to remove, to the satisfaction of the Engineer, all utility locator markings and utility tie-out paint markings that either the Contractor, Subcontractor, the City, or utility companies make during the course of he work from the surfaces of sidewalks, driveway approaches, curb and gutters, using the removal method acceptable to the Engineer. Any damage to the existing improvements due to the Contractor's removal operation shall be repaired at the Contractor's expense.

Payment for the removing of the utility markings shall be included in the various applicable items of work, and no additional compensation will be allowed, therefore.

SECTION 6
PROSECUTION, PROGRESS, AND ACCEPTANCE OF THE WORK

6-1 CONSTRUCTION SCHEDULE AND COMMENCEMENT OF THE WORK

[Replace the first sentence of the first paragraph with the following:].

The Contractor's proposed Baseline Construction Schedule shall be submitted to the Engineer within ten (10) working days after the date of the AGENCY'S execution of the Agreement. The proposed Baseline Construction Schedule shall depict the main milestones, sub-activities, durations, start and finish dates, and predecessors/successors, and submitted in MS Project File and pdf formats. Additionally, the schedule shall be supported by written statements from each supplier of materials or equipment indicating that all orders have been placed and acknowledged and setting forth the dates that each item will be delivered. Prior to issuing the Notice to Proceed, the Engineer will schedule a preconstruction meeting with the Contractor to review the proposed Baseline Construction Schedule and delivery dates, arrange utility coordination, discuss construction methods, and clarify inspection procedures. The Contractor shall submit progress reports to the Engineer by the tenth day of each month. The report shall include an updated Construction Schedule. Any deviations from the original approved Baseline Construction Schedule shall be explained. Progress payments will be withheld pending receipt of any outstanding reports.

The Contractor shall furnish the Agency with a 3 week look ahead-schedule in a tabular format at every weekly construction meeting. The 3 week look ahead-schedule shall be linked to the Approved Baseline Construction Schedule milestones with any subsequent deviations within this 3 week window, and shall include the sub-activities that rolls-up into the associated milestone.

Payment for the preparation, update, and submittal of the Baseline Construction Schedule and 3-week look ahead schedule shall be considered as included in the various item of work and no additional compensation will be allowed thereof.

6-2 PROSECUTION OF WORK

[add the following:].

The order of work for this project shall be as follows:

1. Submit All Required Submittals
2. Traffic control and construction phasing plan
3. Secure Caltrans Double Permit and City Encroachment Permit
4. Pre-Construction Meeting
5. NTP
6. Set-up Project Information signs, if required
7. Site Mobilization/Staging
8. Tie out existing centerline ties and/or front property corners monuments
9. Assist with public notifications

10. Set-up Traffic control and construction phasing as required for site access
11. Pothole existing utilities and provide report
12. Sawcut existing pavement
13. Street, curb and gutter, ramp and sidewalk removal
14. Construct curb, gutter, sidewalk and access ramps
15. Asphalt concrete deeplift paving
16. Milling of existing pavement
17. Pavement preparation, including cleaning, sweeping and crack sealing
18. AC Level Course
19. ARHM Surface Course
20. Adjust utility covers and manholes to grade
21. Replace traffic striping and pavement markings
22. Re-establish centerline ties and other monuments and file related documents
23. Final Inspection and punch-list

The Contractor may request modifications to the order of work as part of the Pre-Construction meeting and Baseline Schedule/Phasing Plan review for City consideration.

[Add the following:]

Record Keeping: The Contractor shall submit daily progress reports to the Engineer via the Internet utilizing a web site address Virtual Project Manager (VPM) at www.virtual-pm.com managed by the Agency. This web site, "Virtual Project Manager" will be used exclusively by the site foreman to record daily progress, problems, addition/deletions and or request change orders for review by the engineer/inspector and the Project Manager. The Job site supervisor (Contractor) is required to have access and knowledge to utilize a digital camera and internet. Daily use of computer is required to input aforementioned documents.

If the Engineer determines that the Contractor is failing to prosecute the work to the proper extent, the Contractor shall, upon order from the Engineer, immediately take steps to remedy the situation. All costs of prosecuting the work as described herein shall be included in the Contractor's bid. Should the Contractor fail to take the necessary steps to fully accomplish said purposes after orders of the Engineer; the work may be suspended in whole or part, or payment withheld, until the Contractor takes said steps.

If work is suspended through no fault of the City, all expenses and losses incurred by the Contractor during such suspensions shall be borne by the Contractor. If the Contractor fails to properly provide for public safety, traffic, and protection of the work during periods of suspension, the City may elect to do so, and deduct the cost thereof from monies due the Contractor. Such actions will not relieve the Contractor from liability.

6-7 TIME OF COMPLETION

6-7.1 General

[Add the following:].

The total Contract Time for this Project shall be **80 Working Days** from the date depicted within the Notice to Proceed. Time of completion includes procuring all required materials pursuant to the approved submittals, delivery of all materials to the site, all construction of all required works of improvements as depicted within the plans and defined within these Special Provision, and excludes maintenance periods identified within the notices.

6-7.2 Working Day

[Add the following:].

The Contractor's activities shall be confined to the hours between **7:00 A.M. to 4:00 P.M**., Monday through Friday, excluding holidays that do not required traffic control or lane closures (For lane closure restrictions see 7-10.1 "Traffic Access."). Deviation from these hours will not be permitted without the prior consent of the Engineer, except in emergencies involving immediate hazard to persons or property. In the event of either a requested or emergency deviation, inspection service fees will be charged against the Contractor. The service fees will be calculated at overtime rates including benefits, overhead, and travel time. The service fees will be deducted from any amounts due the Contractor.

[Delete subsection in total and replace with the following:].

A working day is any day within the period between the date of the start of the Contract time as specified in 6-1 and the date of field acceptance of the Work by the Engineer, other than:

1. Saturday and Sunday.
2. Any day designated as a holiday by the Agency.
3. Any other day designated as a holiday in a Master Labor Agreement entered into by the Contractor or on behalf of the Contractor as an eligible member of a contractor association.
4. Any day the Contractor is prevented from working at the beginning of the workday for cause specified in 6-6.1.
5. Any day the Contractor is prevented from working during the first 5 hours with at least 60 percent of the normal work force for cause specified in 6-6.1.

6-9 LIQUIDATED DAMAGES

[Amend the liquidated damage amount to read:].

Liquidated damages will be assessed in the amount of **$1,750.00 for each calendar day** in excess of the contract time for the Project beyond the Project Completion Date.

SECTION 7
RESPONSIBILITIES OF THE CONTRACTOR

7-1 THE CONTRACTOR'S EQUIPMENT AND FACILITIES

7-1.1 General

[Add the following:].

A noise level limit of 95 dbl. at a distance of 50' shall apply to all construction equipment on or related to the job whether owned by the Contractor or not. This requirement in no way relieves the Contractor from responsibility for complying with local ordinances regulating noise level.

7-2 LABOR

7-2.1 General

[Add the following:].

The Contractor will be required to submit weekly certified payrolls for the project. The Contractor shall also submit payrolls for all subcontractors who perform work in excess of $1,000.

The payrolls reflect payment of the prevailing wage to all employees plus required fringe benefits. Failure to comply with this requirement may be cause for the City to stop construction or to withhold contract payments until the Contractor shows compliance.

7-2.2 Laws

[Add the following:].

The Contractor, and all subcontractors, suppliers and vendors, shall comply with all AGENCY, State and Federal orders regarding affirmative action to ensure equal employment opportunities and fair employment practices. Failure to file any report due under said orders will result in suspension of periodic progress payments.

The Contractor shall ensure unlimited access to the job site for all equal employment opportunity compliance officers.

7-3 LIABILITY INSURANCE

[Delete the entire subsection:].

7-3.1 Insurance

[Add the following:].

Contractor shall, prior to execution of an Agreement with the AGENCY, comply with the provisions of AGENCY's insurance requirements as follows:

Except as provided in the Construction Agreement, Contractor hereby agrees to protect, defend indemnify and hold harmless AGENCY, its officers, elected or appointed officials, employees, agents, and volunteers from and against any and all, claims, damages, losses, expenses, judgments, demands defense costs, and consequential damage or liability of any kind or nature, however caused, including those resulting from death or injury to Contractor's employees and damage to

Contractor's property, arising directly or indirectly out of the obligations or operations herein undertaken by Contractor, caused in whole or in part by any negligent act or omission of the Contractor, any subcontractors, anyone directly or indirectly employed by any of them or anyone for whose acts any of them may be liable, including but not limited to concurrent active or passive negligence, except where caused by the active negligence, sole negligence, or willful misconduct of the AGENCY. Contractor will conduct all defense at its sole cost and expense and AGENCY shall approve selection of Contractor's counsel. City shall be reimbursed for all costs and attorney's fees incurred by the AGENCY in enforcing this obligation. This indemnity shall apply to all claims and liability regardless of whether any insurance policies are applicable. The policy limits do not act as a limitation upon the amount of indemnification to be provided by Contractor. The AGENCY will not be liable for any accident, loss or damage to the Work prior to its completion and acceptance, except as provided in the Construction Agreement.

The cost of this insurance shall be included in the Contractor's Bid.

7-5 PERMITS

[Delete Subsection in total and substitute with the following:].

Prior to the start of any work, the Contractor shall take out the applicable AGENCY permits and make arrangements for AGENCY inspections. The AGENCY will issue the permits at no charge to the Contractor. The Contractor and all subcontractors shall each obtain an AGENCY business license, and shall be licensed in accordance with State Business and Professions Code. The Contractor, at no additional cost to the AGENCY, shall also obtain any and all other permits, licenses, inspections, certificates, or authorizations required by any governing body or entity.

The contractor will be required to pull a rider to the Caltrans Encroachment Permit for all work within the Valencia Avenue (SR 142) right of way. The Caltrans permit is enclosed in **Appendix G** of these specifications.

Pursuant to State Bill 854, the following new requirements apply to all public works projects:

A contractor or subcontractor shall not be qualified to bid on, be listed in a bid proposal, subject to the requirements of Section 4104 of the Public Contract Code, or engage in the performance of any contract for public work, as defined in this chapter, unless currently registered and qualified to perform public work pursuant to Section 1725.5. It is not a violation of this section for an unregistered contractor to submit a bid that is authorized by Section 7029.1 of the Business and Professions Code or by Section 10164 or 20103.5 of the Public Contract Code, provided the contractor is registered to perform public work pursuant to Section 1725.5 at the time the contract is awarded. The website for contractor registration with the Department of Industrial Relations (DIR) is https://efiling.dir.ca.gov/PWCR; the annual non-refundable fee, valid July 1 through June 30 (state fiscal year), is $300.

Contractors who are awarded a public works project must submit electronic payroll records to the DIR's Compliance Monitoring Unit (CMU) in addition to providing wet-ink original copies to the City or its designated labor compliance enforcement officer.

7-8 WORK SITE MAINTENANCE

7-8.1 General

[Add the following:].

Throughout all phases of construction, including suspension of work, and until the final acceptance, the Contractor shall keep the site clean and free from rubbish and or other means as necessary. The use of water resulting in mud on public streets will not be permitted as a substitute for sweeping or other methods.

Care shall be taken to prevent spillage on haul routes. Any such spillage shall be removed immediately and the area cleaned.

Before the final inspection, the site shall be cleared of equipment, unused materials, and rubbish so as to present a satisfactory clean and neat appearance. This is to include the removal of <u>all</u> utility markings (Underground Service Areas – USA) made as a part of the project.

7-8.2 Air Pollution Control

[Add the following:].

Unless directed otherwise by the Engineer, the Contractor shall furnish and operate a regenerative air type sweeper (TYMCO, Elgin or equal) at least once each working day to keep paved areas acceptably clean wherever construction, including restoration, is incomplete. If the Contractor fails to perform the required sweeping, the AGENCY will complete the work and deduct the costs from the Contractor's progress payment for all costs associated with the air pollution control efforts.

7-8.4.2 Storage of Equipment and Material in Public Streets

[Add the following:].

Construction materials shall not be stored at the City facility for more than 2 days prior to usage on the project. All materials or equipment not installed or used in construction within 2 days after unloading shall be stored elsewhere by the Contractor – at Contractor's expense, unless authorized additional storage time. All material used for the construction of the improvements, shall be placed so as to provide clear access within the work zone with one lane open at all times, unless otherwise approved by the Engineer.

Construction equipment shall not be stored at the work site before its actual use on the work, nor for more than 2 days after it is no longer needed.

Excavated material, except that which is to be used as backfill in the adjacent trench, shall not be stored in public streets unless otherwise permitted. After placing backfill, all excess material shall be removed immediately from the site.

In no event is Contractor to stockpile material, tools or equipment in the parkways.

Payment for "Final Cleaning-up" is considered included in the various contract bid items of work and no additional compensation will be allowed therefore.

7-8.4.3 Temporary Light, Power & Water
[Delete the final paragraph and replace it with the following to the end of the section:]

Water shall be obtained through the AGENCY's Finance Department. In order to obtain construction water from an AGENCY fire hydrant, the Contractor will be required to obtain an AGENCY supplied hydrant meter. A $2,650 refundable deposit is required on the meter. An "Eddy" valve must be attached to the temporary meter for the purpose of operating the hydrant.

The cost for the meter and water used shall be charged in accordance with City Council Resolution No. 95-95 and 2018-048. These charges are as follows:

Meter Service Charge Per Month	Rate Per 100 Cubic Feet
$130.00	$7.17

Any unauthorized use of AGENCY water from a fire hydrant or other AGENCY facility will be estimated by the AGENCY as to usage and invoiced to the Contractor at three times the rate schedule above and a fine of $300 per citation and deducted from progress payments. The Contractor shall not use water or power from private residences.

The cost of water and power used by the Contractor is considered included in the various contract bid items of work and NO additional compensation will be allowed, therefore.

7-8.6.1 General
[Add the following to the end of the section:].

Waste Discharge Requirements for Discharge of Storm Water Associated with Construction Activities:

a) The CONTRACTOR shall be responsible for identifying and obtaining all permits and licenses required for this project. Cost and fees associated with said permits regardless of whether obtained by the COUNTY, CITY or by CONTRACTOR, shall be borne solely by the CONTRACTOR.

The CONTRACTOR shall comply with all rules and regulations included in said permits and licenses. Should the CONTRACTOR fail to conform to said rules and regulations, the CITY reserves the right to perform the work necessary to conform to the rules and regulations. The cost of such work will be deducted from any funds to become due to the CONTRACTOR.

It is noted that multiple permits are required from the various regulatory agencies. CONTRACTOR is to abide by and follow the requirements of all such permits.

b) NATIONAL POLLUTANT DISCHARGE ELIMINATION SYSTEM (NPDES) FOR STORM WATER DISCHARGES ASSOCIATED WITH CONSTRUCTION AND LAND DISTURBANCE ACTIVITIES WATER QUALITY ORDER NO. 2009-0009-DWQ (GENERAL PERMIT)

On September 2, 2009, the State Water Resources Control Board adopted Order No. 2009-0009-DWQ (Waste Discharge Requirements for Discharges of Storm Water Runoff Associated with Construction Activities and Land Disturbance Activities). Effective July 1, 2010, all dischargers

(construction sites where calculated soil disturbance totals 1 acre or more) are required to obtain coverage and comply with this Construction General Permit (CGP).

A copy of this permit and related documents/attachments may be found on the internet at:

http://www.waterboards.ca.gov/water_issues/programs/stormwater/constpermits.shtml

The CONTRACTOR is hereby directed to read and understand all the requirements of this Permit as they relate to this project.

The CITY has been issued Municipal NPDES Permit No. CAS618030, Order No. R8-2009-0030, from the California Regional Water Quality Control Board, Santa Ana Region as described above. Section XV, "Municipal Construction Projects/Activities," of the Municipal Permit describes specific compliance with the latest version of the State's CGP within the Santa Ana Region.

7-8.6.4 Dewatering

[Add the following to the end of the section].

The CITY has been issued Municipal NPDES Permit No. CAS618030, Order No. R8-2009-0030, from the California Regional Water Quality Control Board, Santa Ana Region. Section III.3.ii. of this permit authorizes de minimus types of discharges listed in the Santa Ana Regional Board's General De Minimus Permit for Discharges to Surface Waters, Order No. R8-2009-0003, from CITY owned and/or operated facilities and activities (including construction).

A copy of the CITY's Municipal NPDES Permit (Order No. R8-2009-0030) may be found on the internet at:

http://www.waterboards.ca.gov/santaana/board_decisions/adopted_orders/orders/2009/09_030_oc_stormwater_ms4_permit.pdf

A copy of the Santa Ana Regional Board's General De Minimus Permit for Discharges to Surface Waters (Order No. R8-2009-0003) may be found on the internet at:

http://www.waterboards.ca.gov/santaana/board_decisions/adopted_orders/orders/2009/09_003_deminimus_permit_wdr.pdf

7-9 PROTECTION AND RESTORATION OF EXISTING IMPROVEMENTS

[Delete the second paragraph and substitute with the following:].

The Contractor shall relocate, repair, replace or reestablish all existing improvements within the project limits which are not designated for removal (e.g., curbs, gutters, sidewalks, driveways, fences, walls, sprinkler systems, signs, utility installations, pavements, and structures.) which are damaged or removed as a result of his operations.

Where existing traffic striping, pavement markings and curb markings are damaged or their reflectivity reduced by the Contractor's operations, such striping or markings shall also be considered as existing improvements and the Contractor shall repaint or replace such improvements.

Relocations, repairs, replacements or reestablishments shall be equal to the existing improvements and shall match such improvements in finish and dimensions unless otherwise specified.

[Delete the last paragraph and substitute the following:].

All cost to the Contractor for protecting, removing, restoring, repairing, replacing, or reestablishing existing improvements shall be included in the bid in other items of work unless otherwise specified.

7-10 PUBLIC CONVENIENCE AND SAFETY

7-10.1 Traffic and Access
[Add the following:].

The AGENCY's intent is to restore all traffic lanes to workable condition as soon as possible. **One lane of traffic shall be maintained at all times.** Restriction of traffic lanes will only be allowed between **9:00 am** and **3:00 pm** Monday through Friday. Contractor may begin set-up for Traffic Control at **8:30 am.**

All traffic control shall be in accordance with the plans, approved traffic control plan as submitted to the AGENY, and Caltrans Encroachment Permit pursuant to the following specifications:

1. Caltrans - Manual of Traffic Control Devices for Construction and Maintenance Work Zones, Traffic Manual, Sign Specifications, Standard Plans, Standard Specifications
2. State of California, Department of Transportation Manual on Uniform Traffic Control Devices (MUTCD)
3. Work Area Traffic Control Handbook (WATCH Manual)

Prior to the beginning of work, the Contractor shall prepare and process a Traffic Control and Construction Phasing Plan for AGENCY'S approval, in conformance with current MUTCD and AGENCY'S guidelines and the requirements in the Caltrans Encroachment Permit for the project. Contractor shall implement the approved traffic control and construction phasing plan to safely prosecute the construction work involved with a minimum of inconvenience to the existing residents and the motoring public.

Construction Traffic Control Plans shall be prepared in accordance with the AGENCY's latest Traffic Control Plan Preparation Guidelines and shall be reviewed and approved by the Engineer. The plans shall be signed and stamped by a Traffic or Civil Engineer. The Contractor shall submit the plans to the Engineer for approval or correction at least 10 working days before approved plans will be required for commencing the work.

Approval of the Traffic Control Plans by the Engineer shall not relieve the Contractor from the responsibility for errors or omissions in the plans or from deviations from the Contract Documents. The Contractor shall be responsible for the correctness of the plans and for the results obtained by the use of such plans.

The Contractor shall provide, to the Engineer, a telephone number at which the Contractor's representatives can be reached, at any hour, should an emergency occur requiring replacement or relocation of the required traffic control devices.

Prior to the start of construction, the Contractor shall inform the AGENCY's trash haulers, Police and Fire departments and US Postal Service, of the project location, approximate starting date, completion date, and the name and telephone number of contractor representatives who may be contacted at any hour in the event of an emergency.

POLICE DEPARTMENT: *Watch Commander @ (714) 990-7626*
FIRE DEPARTMENT: *Battalion Chief @ (714) 990-7658*

Information signs shall be required on all arterial streets one (1) week prior to beginning of roadway construction projects.

The Contractor shall adhere to applicable sections of California Administrative Code, Title 8, concerning electrical and construction safety standards and practices.

Contractor shall require that an approved safety vest be worn by all personnel who are working at this project site. Any worker without a vest may be ordered off the job by the Inspector until such apparel is acquired. Questions as to approved vests shall be directed to the Engineer.

Any relocation of travel lanes longer than three calendar days shall be delineated by removing the existing striping and legends by wet sandblasting and placing new striping and legends as required. Upon completion of the work and the restoration of the road surface to its final condition, the Contractor shall remove temporary striping by wet sandblasting.

If the traffic cones or portable delineators are damaged, displaced or are not in an upright position, for any reason, the contractor shall immediately replace or restore to their original location, in an upright position, the cones or portable delineators.

The Contractor shall provide and maintain all signs, barricades, flashers, delineators and other necessary facilities for the protection of the motoring public within the limits of the construction area. He shall also post proper signs to notify the public regarding detours and conditions of the roadway, all in accordance with the provisions of the Vehicle Code, the current State of California Department of Transportation "Manual of Traffic Controls for Construction and Maintenance Work Zones", and the State of California Department of Transportation Standard Plans.

The Contractor shall furnish such flagmen and equipment as are necessary to give adequate warning to traffic or to the public of any dangerous conditions in accordance with the current Department of Transportation "Instructions to Flagmen".

All existing traffic signs and street signs shall be maintained in visible locations during construction. Signs designated for removal shall be salvaged and delivered to the AGENCY Yard or disposed of as directed by the AGENCY.

Plans indicating the travel (haul) route for the Contractor's equipment movement in and out of the site must be submitted to the Engineer for approval at least seven (7) working days prior to commencement of any work. The travel route plans. Which meet the City's requirements, will be approved and returned to the Contractor; otherwise, further revisions are required until they are acceptable to the AGENCY. The Contractor shall submit one travel plan for each phase to the Engineer for approval, and the approved travel plans shall be strictly adhered to by the Contractor during all phases of the construction.

The Contractor shall limit excavation for curb and/or gutter, driveways, sidewalk, cross gutter and spandrels that will leave an open excavation for only one weekend in a continuous two week period. Open excavation is only allowed to open for only one weekend with proper traffic control as specified elsewhere and as directed by the Engineer.

The Contractor is not allowed to drive his/her fully loaded trucks on the new material.

Any deviation from these requirements is not permitted. All the Contractor's operations will be ceased at once if the Contractor violates any of these requirements. No further payments will be made to the Contractor until problems are resolved according to the AGENCY'S requirements.

Full compensation for Construction Traffic Control Plans is considered included in the Traffic Control and Construction Phasing bid item of work and no additional compensation will be allowed therefore.

Project Information Signs

Two (2) Project Information signs shall be fabricated, furnished, and installed (1) week prior to beginning of roadway construction project. The submittal of the Project Information sign shall be provided to the City as part of the required submittals and accepted prior to fabrication and installation (see Appendix A for sign specification). The location of the Project Information Signs shall be determined in the field by the Engineer.

Warning Signs

Adequate warning signs for motorists shall be placed and maintained throughout all applicable phases of the work including speed limit reduction, loose gravel, fresh oil, and open trench. Signs shall be 36-inch x 36-inch size; shall be on site ready for placement prior to start of the applicable phase of work and shall be placed in advance on all streets approaching the work zone.

The Contractor shall not park any equipment or store any materials on the street during non-working hours.

The Contractor shall reopen all streets at the end of each working day.

The Contractor shall maintain access for emergency vehicles, local residents, businesses, and commercial vehicles at all times on all streets.

Pedestrian traffic shall be detoured to the opposite side of the street, away from the construction area, whenever possible.

The Contractor shall be required to coordinate his operations with the delivery of mail, the school bus and trash pick-up schedules in the project area, and the Contractor shall make provisions for passage of trash collection trucks to alleys and to trash receptacles in streets where work is being performed.

The Contractor shall install skid resistant steel plates over any open trenches which are not back-filled by the end of each day. Steel plates need to be recessed while covering open trenches in the street.

The order of work, except where otherwise specifically required by the Plans and Specifications, such as the phasing requirements, shall be determined by the Contractor who shall be solely responsible for coordinating all subcontract and direct contract work to minimize delays during construction.

The Contractor shall maintain pedestrian and vehicle access to driveways for ingress and egress by the end of each workday. If necessary, the Contractor shall install skid resistant steel plates over disturbed pavement in front of driveways in order to provide for smooth access to and from the driveways.

Advisory Signs

The Contractor shall provide 2 electric power changeable message advisory signs as required for each stage of work within the beginning and end of the construction limits with the following language:

MAJOR ROAD CONSTRUCTION ON
XXXXXXX AVENUE
FROM <MONTH-YR> TO <MONTH YR>
EXPECT DELAYS
PLEASE USE ALTERNATIVE ROUTES

These signs shall be placed at a minimum of one week prior to commencement of the construction starting. Failure to coordinate with the City may result in delay of start of construction and no extension of contract days or compensation will be given. The Engineer shall approve the verbiage of signage prior to fabrication and Engineer or their designee shall determine the location in the field with the Contractor prior to placement.

Full compensation for warning, advisory, and Project Information signs is considered included in the Traffic Control and Construction Phasing bid item of work and no additional compensation will be allowed, therefore.

7-10.3 Street Closures, Detours, Barricades
[Add the following:].

Street closures will not be allowed except as specifically permitted by the Engineer.

7-10.5 Protection of the Public
[Add the following section:].

It is part of the service required of the Contractor to make whatever provisions are necessary to protect the public. The Contractor shall use foresight and shall take such steps and precautions as his operations warrant to protect the public from danger, loss of life or loss of property, which would result from interruption or contamination of public water supply, interruption of other public service, or from the failure of partly completed work or partially removed facilities. Unusual conditions may arise on the work which will require that immediate and unusual provisions be made to protect the public from danger or loss, or damage to life and property, due directly or indirectly to prosecution of work under this contract.

Whenever, in the opinion of the Engineer, an emergency exists against which the Contractor has not taken sufficient precaution for the public safety, protection of utilities and protection of adjacent structures or property, which may be damaged by the Contractor's operations and when, in the opinion of the Engineer, immediate action shall be considered necessary in order to protect the public or property due to the Contractor's operations under this contract, the Engineer will order the Contractor to provide a remedy for the unsafe condition. If the Contractor fails to act on the situation, the Engineer may provide suitable protection to said interests by causing such work to be done and material to be furnished as may be necessary.

The cost and expense of said labor and material, together with the cost and expense of such repairs as are deemed necessary, shall be borne by the Contractor. All expenses incurred by the AGENCY for emergency repairs will be deducted from the progress payments and the final payment due to the Contractor. However, if the AGENCY does not take such remedial measures, the Contractor is not relieved of the full responsibility for public safety. No additional compensation will be allowed, therefore.

SECTION 8
FACILITIES FOR AGENCY PERSONNEL

8-1 GENERAL

[Add the following:].

No field offices for AGENCY personnel will be required, however, the AGENCY personnel shall have the right to enter upon the project at all times and shall be admitted to the offices of the Contractor, at any time during the operation of the Work.

SECTION 9
MEASUREMENT AND PAYMENT

9-3 PAYMENT

9-3.1 General

[Delete the last paragraph and substitute with the following:].

At the expiration of 35 days from the filing and recording of the Notice of Completion of the Work, the amount deducted from the final estimate and retained by the AGENCY will be paid to the Contractor except such amounts as required to be withheld by properly executed and filed to stop payment, or as may be authorized by the Contract.

When no bid item is provided for work/improvement shown or indicated on the plans and specifications, payment for such work/improvement will be considered to be included in various applicable items of work.

9-3.2 Partial and Final Payment

[Amend the first sentence of the first paragraph to read:].

The closure date for the purpose of making partial progress payments will be the last day of each month. The Contractor may request, in writing, that such monthly closure date be changed. The Engineer may approve such request when it is compatible with the AGENCY'S payment procedure.

Each month, the Contractor shall meet with the Engineer, a minimum of three (3) working days prior to the submittal of the progress payment to the AGENCY, to finalize and receive approval regarding the measurement of the Work performed through the closure date and the estimated value of the progress payment based on the contract Unit Prices or as provided for in Section 9-2. Any progress payment submitted without such approval will be considered incomplete and returned to the Contractor and no payment shall be considered until such approval is obtained.

[Add the following to the end of the section:].

Payments will be withheld pending receipt of any outstanding reports required by the contract documents. In addition, the final progress payment will not be released until the Contractor returns the control set of specifications and plans indicating the as-built conditions.

At the request and expense of the Contractor, who shall retain beneficial ownership and receive interest, if any thereon, the AGENCY shall permit the substitution and deposit therewith of securities equivalent to the amount of any monies withheld by the AGENCY.

9-3.5 Description of Bid Items

[Add the following section:].

The unit prices and lump sum amounts to be paid for under the bid items listed in the Proposal shall include full compensation for furnishing all labor, materials, tools, equipment and incidentals necessary for the completion of the work and for performing all work contemplated and embraced under the Contract, in accordance with the Plans and Specifications. This shall include the

Contractor's costs involved with bonding, insurance, worker's compensation, overhead, financing, obtaining required permits and permit fees, mobilization, traffic control, public convenience and safety, protective barricading/fencing, sanitary facilities, storage of equipment and materials, security against theft and vandalism, project site maintenance, dust and runoff control, clean-up and all other items related to the work.

Payment for unit price work shall be made for the actual quantities of Contract Items removed, constructed, or disposed of in accordance with the Plans and these Specifications. Measurement of Unit Price work shall be specified in SSPWC, Section 9-1, and "Measurement of Quantities for Unit Price Work." Payment for Lump Sum work shall be paid for at the price indicated in the Bid, in accordance with SSPWC, Section 9-2, "Lump Sum Work,"

Payment for all work shall be included in the various bid items. No additional compensation shall be made therefore. Work associated with each bid item shall include, but not be limited to the following description of bid items:

Bid Item No. 1 – Mobilization and Demobilization (5% Max)

Mobilization and demobilization shall conform to the provisions of Sections 9-3.4 of the Standard Specifications.

Mobilization and demobilization shall consist of preparatory work and operations including, but not limited to, those necessary for the movement of personnel, equipment, materials, and incidentals to the project site necessary for work on the project and for all other work and operations which must be performed or costs incurred including bonds, insurance, and financing prior to beginning work on the various contract items on the project site. Mobilization shall also include the time, materials, and labor to move the necessary construction equipment to and from the site, supervisory time on the job by the Contractor's personnel to keep the construction site in a safe condition, construction staking and all other related work as required at all times and for all non-working days during the construction period. The Contractor is responsible for securing an adequate storage site for equipment and materials. Demobilization shall also include re-establishment of centerline survey monuments with new curb ties (including 4 ties (minimum) per monument), swing ties complete in place, preparation of pre-construction and post construction corner records, including filing fees with Orange County and as-built survey for curb returns.

Payment for **Mobilization and Demobilization (5% Max)** shall be included in the contract **Lump Sum (LS) Price** bid and shall be considered full compensation for obtaining all business licenses and permits, as required for the entire project, from all related agencies, including, but not limited to, utility companies, private and public agencies and the City of Brea; and complying with the requirements specified in those licenses and permits; coordination, field office facility, and incidentals necessary to perform all related items of work. The maximum lump sum price for this bid item shall not exceed 5 percent of the total contract price at the time of award. Progress payments for mobilization and demobilization bid item shall be paid for in accordance with the completion percentage of the project to the Contractor and shall include the cost of such mobilization and administration during the entire Contract period.

Bid Item No. 2 – Construction Survey Staking and Monument Protection

Payment for the requirements of **Construction Surveying Staking and Monument Protection** shall be at the **Contract Lump Sum (LS)** price bid and shall include all labor, tools, equipment, materials and incidentals required to complete required to research, identify, tie-out and re-establish centerline monuments and swing ties complete in place, and prepare pre-construction and post construction corner records, including filing fees with Orange County, complete construction staking including horizontal and vertical control, cut sheets for all median curb, curb and gutter, and ADA ramps, and all documentation required to complete the work. No additional compensation will be allowed, therefore.

Bid Item No. 3 – Stormwater Protection/BMP's

Payment for the requirements of **Stormwater Protection/BMP's** shall be at the contract **LUMP SUM (LS)** price bid, as shown in the Bid Schedule, and shall include Best Management Practices (BMP's), monitoring and reporting (if required). This item shall be considered full compensation for doing all work as specified herein. Progress payments for this item shall be paid for in accordance with the completion percentage of the project. No additional compensation will be allowed, therefore.

Bid Item No. 4 – Remove and Reconstruct Median Curb (8" cf) Per City of Brea Std. Plan 106-0

Payment for **Remove and Reconstruct Median Curb (8" cf) Per City of Brea Std. Plan 106-0 s**hall be made at the Contract unit price bid per **Linear Foot (LF)**, as shown in the Bid Schedule, as shown on the Plans and in accordance with these Specifications, and shall include all labor, tools, equipment, materials and incidentals required for saw cut, removal and disposal of existing miscellaneous improvements, excavation, construction of new median curb, backfill, compaction, and all other work necessary to complete the work. No additional compensation will be allowed, therefore.

Bid Item No. 5 – Remove and Reconstruct Median Curb (Variable cf) Per City of Brea Std. Plan 106-0

Payment for **Remove and Reconstruct Median Curb (Variable cf) Per City of Brea Std. Plan 106-0 s**hall be made at the Contract unit price bid per **Linear Foot (LF)**, as shown in the Bid Schedule, as shown on the Plans and in accordance with these Specifications, and shall include all labor, tools, equipment, materials and incidentals required for saw cut, removal and disposal of existing miscellaneous improvements, excavation, construction of new median curb, backfill, compaction, and all other work necessary to complete the work. No additional compensation will be allowed, therefore.

Bid Item No. 6 – Remove and Reconstruct Median Hardscape, Planting and/or Irrigation in Kind

Payment for **Remove and Reconstruct Median Hardscape, Planting and/or Irrigation in Kind** shall be made at the Contract unit price bid per **Square Foot (SF)**, as shown in the Bid Schedule, as shown on the Plans and in accordance with these Specifications, and shall include all labor, tools, equipment, materials and incidentals required for saw cut, removal and disposal of existing miscellaneous improvements, excavation, constructing and installing hardscape, planting

and irrigation in-kind, and all other work necessary to complete the work. No additional compensation will be allowed, therefore.

Bid Item No. 7 – Remove and Reconstruct PCC Sidewalk Per City of Brea Std. Plan 103-0

Payment for **Remove and Reconstruct PCC Sidewalk Per City of Brea Std. Plan 103-0** shall be made at the Contract unit price bid per **Square Foot (SF)**, as shown in the Bid Schedule, as shown on the Plans and in accordance with these Specifications, and shall include all labor, tools, equipment, materials and incidentals required for saw cut, removal and disposal of existing miscellaneous improvements, excavation, backfill, compaction, concrete, forming, tie-in to existing sidewalk, and all other work necessary to complete the work. No additional compensation will be allowed, therefore.

Bid Item No. 8 – Remove Existing Access Ramp and Adjacent Sidewalk and Construct Access Ramp (Case B) and Adjacent Sidewalk

Payment for **Remove Existing Access Ramp and Adjacent Sidewalk and Construct Access Ramp (Case B) and Adjacent Sidewalk** shall be made at the Contract unit price bid per **Each (EA)**, as shown in the Bid Schedule, as shown on the Plans and in accordance with these Specifications, and shall include all and shall include all labor, tools, equipment, materials and incidentals required for, excavation, sand bedding material, subgrade preparation, compaction, forms, P.C.C., ramp to limits shown on the plans, detectable warning surface (Black), retaining curbs, AC Slot paving, PCC Slot Paving, finishing, restoring form areas, replacing damaged or disturbed adjacent improvements, proper tie-in to adjacent PCC sidewalk and curb and gutter, and all other work as required to complete the work per the project plans. No additional compensation will be allowed, therefore.

Bid Item No. 9 – Remove and Dispose Existing Truncated Dome. Grind Concrete Surface and Install New Truncated Dome

Payment for **Remove and Dispose Existing Truncated Dome. Grind Concrete Surface and Install New Truncated Dome** shall be made at the Contract unit price bid per **Each (EA)**, as shown in the Bid Schedule, as shown on the Plans and in accordance with these Specifications, and shall include all labor, tools, equipment, materials and incidentals required for saw cut, removal and disposal of existing truncated dome, grinding concrete surface, installing new Truncated Dome surface (Black), and all other work as required to complete the work per the project plans. No additional compensation will be allowed, therefore.

Bid Item No. 10 – Mill Existing AC Pavement (1.5" Depth)

Payment for **Mill AC Pavement (1.5" Depth)** shall be made at the Contract unit price bid per **Square Foot (SF)**, as shown in the Bid Schedule, as shown on the Plans and in accordance with these Specifications, and shall include all labor, tools, equipment, materials and incidentals required for milling, removal and disposal of asphalt concrete material and all other work necessary to complete the work. No additional compensation will be allowed, therefore.

Bid Item No. 11 – Edge Mill Existing AC Pavement (Variable Depth from 1.5" to 3.0")

Payment for **Edge Mill Existing AC Pavement (Variable Depth from 1.5" to 3.0")** shall be made at the Contract unit price bid per **Square Foot (SF)**, as shown in the Bid Schedule, as shown on the Plans and in accordance with these Specifications, and shall include all labor, tools, equipment, materials and incidentals required for milling, removal and disposal of asphalt

concrete material and all other work necessary to complete the work. No additional compensation will be allowed, therefore.

Bid Item No. 12 – Mill Existing AC Pavement (Variable Depth)

Payment for **Mill Existing AC Pavement (Variable Depth)** shall be made at the Contract unit price bid per **Square Foot (SF)**, as shown in the Bid Schedule, as shown on the Plans and in accordance with these Specifications, and shall include all labor, tools, equipment, materials and incidentals required for milling, removal and disposal of asphalt concrete material and all other work necessary to complete the work. No additional compensation will be allowed, therefore.

Bid Item Nos. 13 – Unclassified Excavation

Payment for **Unclassified Excavation** shall be made at the Contract unit price bid per **Cubic Yard (CY)**, as shown in the Bid Schedule, as shown on the Plans and in accordance with these Specifications, and shall include saw cutting, excavation, removal and off-site disposal of all roadway materials as designated on the project plans, including all AC, any slurry backfill for trenches or underlying cement treated subbase to the depths as indicated on the plans prior to placement of new Base or AC Deeplift material. This work shall include all labor, tools, materials, transportation, equipment and incidentals required to complete the work. No additional compensation will be allowed, therefore.

Bid Item No. 14 – Furnish and Place Variable Depth Asphalt Concrete Level Course (Type III C3 PG 64-10)

Payment for **Furnish and Place Variable Depth Asphalt Concrete Level Course (Type III C3 PG 64-10)** shall be made at the Contract unit price bid per **Ton (TON),** as shown in the Bid Schedule, as shown on the Plans and in accordance with these Specifications and shall be based on the street plans and sections. This bid item shall include all surface and subgrade preparation, furnishing, and hauling the material, level course placement, tack coat, crack seal, 95% compaction, rock dust blotter, materials, labor, tools, equipment and incidentals required to complete the work. No additional compensation will be allowed.

Bid Item No. 15 – Furnish and Place Asphalt Concrete Base Course for AC Deeplift Sections (Type B PG 64-10)

Payment for **Furnish and Place Asphalt Concrete Base Course for AC Deeplift Sections (Type B PG 64-10)** shall be made at the Contract unit price bid per **Ton (TON),** as shown in the Bid Schedule, and shall be based on the street plans and sections and in accordance with these Specifications. This bid item shall include all surface and subgrade preparation, furnishing, and hauling the material, base course placement, tack coat, crack seal, 95% compaction, rock dust blotter, materials, labor, tools, equipment and incidentals required to complete the work. No additional compensation will be allowed.

Bid Item No. 16 – Furnish and Place 1.5" ARHM Surface Course Overlay (Type ARHM-GG-C)

Payment for **Furnish and Plance 1.5" ARHM Surface Course Overlay (Type ARHM-GG-C)** shall be made at the Contract unit price bid per **Ton (TON),** as shown in the Bid Schedule, and shall be based on the street plans and sections and in accordance with these Specifications. This bid item shall include all surface and subgrade preparation, furnishing, and hauling the material, ARHM

placement, tack coat, crack seal, 95% compaction, rock dust blotter, materials, labor, tools, equipment and incidentals required to complete the work. No additional compensation will be allowed.

Bid Item No. 17 – Double Adjust Water Valve to Grade

Payment for **Double Adjust Water Valve to Grade** shall be made at the Contract unit price bid per **Each (EA),** as shown in the Bid Schedule, at the locations designated on the project plans and in accordance with these specifications. This item shall include all materials, labor, tools, equipment and incidentals required to complete the work with respect to adjustment during construction and for final grade. No further compensation will be allowed.

Bid Item No. 18 – Double Adjust Manhole to Grade

Payment for **Double Adjust Manhole to Grade** shall be made at the Contract unit price bid per **Each (EA),** as shown in the Bid Schedule, at the locations designated on the project plans and in accordance with these specifications. This item shall include all materials, labor, tools, equipment, incidentals, utility coordination, and all other work required to complete the work with respect to adjustments during construction and for final grade. No further compensation will be allowed.

Bid Item No. 19 – Adjust Pull Box to Grade

Payment for **Adjust Pull Box to Grade** shall be made at the Contract unit price bid per **Each (EA),** as shown in the Bid Schedule, at the locations designated on the project plans and in accordance with these specifications. This item shall include all materials, labor, tools, equipment, incidentals, utility coordination, and all other work required to complete the work. No further compensation will be allowed.

Bid Item No. 20 – Adjust Survey Well Monument to Grade

Payment for **Adjust Survey Well Monument to Grade** shall be made at the Contract unit price bid per **Each (EA),** as shown in the Bid Schedule, at the locations designated on the project plans and in accordance with these specifications. This item shall include all materials, labor, tools, equipment, incidentals, monument survey protection, well adjustments per City requirements, and all other work required to complete the work. No further compensation will be allowed.

Bid Item No. 21 – Reconstruct Traffic Loop Detector in Kind

Payment for **Reconstruct Traffic Loop Detector in Kind** shall be made at the Contract unit price bid per **Each (EA),** as shown in the Bid Schedule, at the locations designated on the project plans and in accordance with these specifications. This item shall include all materials, labor, tools, disposal of material, saw cutting, new conductor, splices, connections, loop testing, coordination equipment and incidentals, required to complete the work. No further compensation will be allowed.

Bid Item No. 21 – Construct Type 2 Loop Detector

Payment for **Construct Type 2 Loop Detector** shall be made at the Contract unit price bid per **Each (EA),** as shown in the Bid Schedule, at the locations designated on the project plans and in accordance with these specifications. This item shall include all materials, labor, tools, saw cutting, new Type 2 loop detectors, connections, loop testing, coordination, equipment and incidentals required to complete the work. No further compensation will be allowed.

Bid Item No. 23 – Signing and Striping

Payment for **Signing and Striping** shall be made at the Contract bid price per **Lump Sum (LS),** as shown in the Bid Schedule, as shown on the Plans, pursuant to these Specifications, as directed by the Engineer, and shall include full compensation for furnishing all labor, materials, tools, equipment and incidentals, and doing all the work involved in furnishing and installing all signs, pavement striping, markings and raised pavement markers, legends, arrows, and raised pavement and hydrant/fire service markers. No additional compensation will be allowed, therefore.

Bid Item No. 24 – Traffic Control and Construction Phasing

Payment for **Traffic Control and Construction Phasing** shall be made at the Contract bid price per **Lump Sum (LS) Price** bid, as shown in the Bid Schedule, as shown on the Plans and in accordance with these Specifications, and shall include all labor tools, equipment and materials required for preparation and implementation of a traffic and pedestrian control and construction phasing plan, and travel (haul) route plans, flashing arrow signs; flagging and/or flagger costs; project notifications, project information sign, CMS, advisory/warning signs, temporary asphalt work and non-skid steel plates as required by the Engineer to maintain driveway access, temporary striping and temporary asphalt work as required by the Engineer to maintain driveway access, and all labor, tools, equipment, materials and incidentals required to complete the work. The cost and expense of said labor and material, together with the cost and expense of such repairs as are deemed necessary, shall be borne by the Contractor. All expenses incurred by the City for emergency repairs will be deducted from the progress payments and the final payment due to the Contractor. However, if the City does not take such remedial measures, the Contractor is not relieved of the full responsibility for public safety. No additional compensation will be allowed, therefore.

Bid Item No. 25 – Allowance for Extra Work

Payment for **Allowance for Extra Work** shall be based on an **Allowance of $50,000** and shall be utilized upon direction from the Engineer for extra items not specified herein. The Work shall be initiated by either the Contractor or Engineer to perform the extra work that is not covered within the bid items defined herein. The payment of said extra work will be negotiated between the Contractor and Engineer and costs, labor, materials, equipment, mark-ups, and scope of work defined based on LS, EA, or on a T&M basis and itemized against the not to exceed LS allowance amount. A summary of costs shall be tracked up to the allowance. Potions of the allowance may be used, up to all of the allowance, or none of the allowance at the discretion and direction of the Engineer.

PART 2 CONSTRUCTION MATERIALS

SECTION 200 ROCK MATERIALS

200-1 ROCK PRODUCTS

200-1.2 CRUSHED ROCK AND ROCK DUST

200-1.2.1 General
[Add the following to the end of the section:]

Rock dust blotter material shall be required immediately after the completions of the "finish rolling" and prior to opening to traffic to prevent bleeding and tracking of the asphalt rubber material.

Rock dust blotter shall conform to Rock Dust quality requirements in Table 200-1.2.1(A).

200-1.5 SAND

200-1.5.1 General
[Add the following to the end of the section:].

Sand bedding under miscellaneous PCC improvements shall conform to the requirements in this section, and shall consist of washed granular material with a sand equivalent greater than or equal to 30.

Sand bedding used as bedding in the trench pipe zone, shall conform to the requirements in this section, shall consist of washed granular material, shall not contain any contamination or reclaimed/recycled materials, and shall meet the following specifications:

Sieve Size	Percent Passing
4.75 mm (#4)	98-100
2.36 mm (#8)	93-98
1.18 mm (#16)	92-95
600 um (#30)	85-91
300 um (#50)	75-85
150 um (#100)	40-50
75 um (#200)	15-20
SG, Bulk S.S.D.	2.74
SE, CT 217	>= 30
ASTM -1557-91	112.0 lbs. @ 14% moisture
Plastic Limit ASTM D 4318	0
Plastic Index ASTM D 4318	0 (non-plastic)
Expansive Classification	Non-expansive
pH, CT – 422	8.36
Chloride, CT 417	42 ppm
Sulfate, CT – 417	40 ppm
Resistivity, CT – 417	5,300 (ohm-cm)

200-2 UNTREATED BASE MATERIALS

200-2.1 General

[Add the following to the end of the section:].

Untreated base to be used for the base course under asphalt concrete pavement and P.C.C. shall be Crushed Miscellaneous Base (CMB).

Untreated base to be used for the base course as trench backfill shall be Crushed Aggregate Base (CAB), as shown on the plans.

200-2.2 Crushed Aggregate Base

Crushed Aggregate Base material shall conform to Subsections 200-2.2 and 301-2 of the Standard Specifications, as directed by the Engineer.

200-2.4 Crushed Miscellaneous Base

Crushed Miscellaneous Base material for replacement of over-excavated unsuitable materials, and construction shall conform to Subsections 200-2.4 and 301-2 of the Standard Specifications, as directed by the Engineer.

200-2.4.2 Grading

[Add the following to the end of the section:].

The sieve size shall be 3/4” (fine).

SECTION 201
CONCRETE, MORTAR, AND RELATED MATERIALS

201-1 PORTLAND CEMENT CONCRETE

201-1.1 Requirements

201-1.1.2 Concrete Specific by Class and Alternate Class

[Revise portion of Table 201-1.12 with the following:].

Concrete class and alternate class for Street Surface Improvements shall be 560-C-3250.

201-1.2.4 Admixtures

[Delete Subsection in total and replace with the following:].

Admixtures will not be permitted.

201-1.2.5 Fly Ash

[Delete Subsection in total and replace with the following:].

Fly Ash will not be permitted.

201-1.4 Mixing

201-1.4.1 General

[Add the following to the end of the section:].

Mixed concrete delivered to the site shall be by Transit Mixer as called for in Section 201-1.4.3 "Transit Mixer" of the Standard Specifications.

201-4 CONCRETE CURING COMPOUND

201-4.1.1 General:

Concrete curing compound shall be Type II for Class 560-C-3250.

SECTION 203
BITUMINOUS MATERIALS

203-6 ASPHALT CONCRETE

203-6.1 General

[Delete the second paragraph and replace with the following:].

Asphalt concrete for slot paving, base course pavement as required for trench resurfacing per Details on Plans, and localized reconstruction of the roadway (digouts), as directed by the Engineer, shall be Dense Graded Asphalt Concrete (DGAC) Pavement Type B PG-64-10. A maximum of 10% RAP shall be allowed. Sieve Size shall be ¾-inch.

Asphalt Concrete for leveling course pavement as required for roadway resurfacing per Typical Sections and Details on Plans, shall be Type III C3 PG 64-10. A maximum of 10% RAP shall be allowed. Sieve size shall be 1/2 –inch.

203-11 ASPHALT RUBBER HOT MIX (ARHM)

203-11.1 General

[Delete and replace with the following:].

Final cap overlay course for shall be Asphalt Rubber Hot Mix (ARHM), ARHM-GG-C (Rubber) PG 64-16, wet process, as specified in Section 203-11 and 302-9 of the Standard Specifications per Typical Sections as shown on the plans, and shall conform to the following:

Paving asphalt used for asphalt-rubber shall be performance grade PG 64-16. Composition and Grading shall be per Section 203-11.3 of the Standard Specifications. The Contractor shall submit a copy of the asphalt concrete mix design to the Engineer a minimum of two weeks prior to the start of the construction. Subsequent to grinding, any cracks ¼” or wider shall be filled per Section 302-5.10 and surface applied with a tack coat per Section 302-9.2. Overlay shall be compacted to 95 percent relative compaction.

SECTION 215 DETECTABLE WARNING SURFACES

215-1 DETECTABLE WARNING-TRUNCATED DOME MATS FOR CURB ACCESS RAMPS

[add the following:].

The detectible warning surface required for new curb ramps shall be Vitrified Polymer Composite (VPC) Cast-In-Place Tactile Armor-Tile manufactured by Engineered Plastics Inc. (800-682-2525), or approved equal. The tile shall be Black Color homogeneous throughout the tile. Detectable warning surface required for existing curb ramp to remain shall be Vitrified Polymer Composite (VPC) Armor-Tile Surface Applied Advance Warning Strip Surface Tile manufactured by Engineered Plastics Inc., or approved equal. The tile shall be Black Color homogeneous throughout the tile.

PART 3
CONSTRUCTION METHODS

SECTION 300
EARTHWORK

300-1 CLEARING AND GRUBBING

300-1.3 Removal and Disposal of Materials

300-1.3.1 General
[Delete Subsection in total and substitute with the following:].

No burning will be permitted.

No accumulation of flammable material shall remain on or adjacent to the right-of-way. The roadway and adjacent areas shall be left with a neat and finished appearance.

In order to protect the public streets from deterioration due to hauling of materials, the Contractor shall submit, prior to the pre-job meeting, for approval a proposed route for hauling of materials for disposal. Upon approval, the Contractor shall strictly adhere to that route, unless written permission from the Engineer is obtained to change the route.

300-1.4 Payment
[Delete Subsection in total and substitute with the following:].

Full compensation for clearing and grubbing shall be considered as included in the contract unit prices bid for the various items of work involved and no additional compensation will be allowed therefore.

300-1 UNCLASSIFIED EXCAVATION

300-2.1 General
[Add the following:].

Unclassified excavation shall include saw cutting, excavating, removing, hauling and disposal of all material including asphalt concrete (A.C.) pavement, P.C.C. pavement, macadam, petromat/pavement reinforcing fabric, slurry backfill, aggregate base materials, cement treated subbase material, interfering structures and objects to the sub-grade elevations indicated on the plans as required to construct the new improvements.

All roots and stumps shall be removed and/or ground to eight (8) inches below subgrade within the roadway section. The locations and dimensions of excavation areas are as shown on the plans and/or directed in the field by the Engineer.

All existing asphalt concrete pavement joining new construction shall be saw cut in a straight line. Contractor shall exercise due caution to avoid any damage to the existing improvements to be protected in place. Any damage caused by Contractor and/or his equipment shall be repaired or replaced as called out in Section 7-9 of the Standard Specifications at Contractor's expense.

Unclassified excavation shall include the removal of unclassified fill material encountered within the proposed roadway section. Unclassified fill may consist of broken concrete, broken asphalt pavement, brick, rubble, and debris.

All unclassified fill material found within the new roadway section shall be removed and paid in accordance with the bid item for unclassified excavation. All removed material becomes the property of the Contractor and shall be hauled away and properly disposed.

The Contractor's attention is directed to the fact the thickness of the existing asphalt concrete pavement is approximate and may vary from this thickness. In addition, substantially thicker sections of pavement may be occasionally encountered, especially where utility trench and pothole patches are encountered.

If a significant deviation in pavement thickness is encountered by the Contractor during the removal process, that may significantly impact the Contractor's cost of removal, the Contractor shall immediately notify the Engineer. The Engineer will review the field condition(s) encountered and determine the appropriate remediation. The Engineer shall have sole authority to decide the method and amount of additional compensation due the Contractor, if any.

Unless directed by the Engineer, backfilling and compacting is considered included in each respective bid item and no additional compensation will be allowed, therefore.

A Coring Log Report for the project is enclosed in Appendix H of these specifications.

300-2.2 Unsuitable Material

300-2.2.2 Wet Material

[Remove the first sentence and replace it with the following:].

If, in the opinion of the Engineer, the existing materials of areas more than 6" below the existing grade are wet, unsuitable, and/or contaminated, the Contractor may be ordered to over-excavate those areas to a depth to be determined by the Engineer, and either process the material to reduce the moisture content to an optimum condition or to remove and dispose of the material and replace it with suitable material. All Work will be done in accordance with Section 301-1 "Subgrade Preparation" and Section 301-2 "Untreated Base" of the Standard Specifications.

Crushed Aggregate Base (CAB) compacted to 95% Relative Compaction and conforming to Section 200 "Rock Materials" of the Standard Specifications shall be used to replace materials over-excavated. The removal and replacement of unsuitable material, as determined and authorized by the Engineer, shall be paid via negotiated Change Order at time of discovery.

SECTION 301
SUBGRADE PREPARATION, TREATED MATERIALS, AND PLACEMENT OF BASE MATERIALS

301-1 SUBGRADE PREPARATION

301-1.1 General

[Add the following to the end of the section:].

Prior to the placement of new asphalt pavement, the subgrade shall be prepared in accordance with the plans and applicable sections of the Standard Specifications and these Special Provisions.

301-1.6 Adjustment of Manhole Frame and Cover Sets to Grade

[Add the following:].

Adjustment of Water Valve Frame and Cover

Water valve frame and covers shall be adjusted to grade per City of Brea Std. Plan No. 309-0. The Contractor shall prepare and adjust existing water valve frames & covers to grade during each phase of construction and paving. The Contractor shall not cover or otherwise leave the frame, enclosed meters, and valves inaccessible at any time. The Contractor shall maintain all valves immediately accessible for shut-off at all times.

The Contractor shall notify the CITY one week before starting any construction adjacent to or adjustment of valve boxes and meter boxes. The Contractor shall cooperate and coordinate with the AGENCY whenever it is necessary for the CITY to perform work at its installations. The Contractor shall not activate or disturb any valves.

On existing water valves not installed as part of this project which are to remain and adjusted to grade, the adjustment costs shall also include the installation of a new riser can & lid.

Contractor shall remove all debris from within the gate valve from the operating nut to the cover prior to acceptance of said water system.

301-1.7 Payment

[Delete the first paragraph and replace with the following:].

Payment for sub-grade preparation shall be considered included in the contract unit prices for the various items of work requiring sub-grade preparation involved, and shall include full compensation for furnishing the labor, tools, materials, equipment and incidentals, and for doing all the work and rework involved in processing, compacting and trimming the material as shown on the plans, as specified in these specifications and as directed by the Engineer.

301-2 UNTREATED BASE

301-2.1 General

[Revise the first sentence to read as follows:].

Untreated base for pavement, curb, curb and gutter, cross gutters and similar types of improvements shall be constructed of material as specified in Section 200-2 of the Standard Specifications and as called for on the plans, Standard Specifications and in these Special Provisions.

SECTION 302
ROADWAY SURFACING

302-1 COLD MILLING OF EXISTING PAVEMENT

[replace entire section with the following;].

302-1.1 General

The work to be done here under consists of cold milling and removal of the designated thickness of existing pavement surface, including asphalt concrete, macadam, PCC, pavement reinforcement fabric (Petromat), or other miscellaneous improvements, at those locations and per Typical Sections and Details as shown on the Plans.

The existing A.C. pavements shall be cold milled to the depths required per grades as shown on the Plans and in accordance with the Standard Specifications. The pavement shall be removed by the use of a cold milling machine designed for this purpose and capable of performing a satisfactory job. Burning or heat planing will not be permitted. The planed pavement shall provide a maximum bond surface suitable for resurfacing.

Except as otherwise called for on the plans, all A.C. pavement cold milling cuts shall be cut to neat, clean, and straight lines to the satisfaction of, and as directed by, the Engineer.

The final depth, width, length and shape of the cold milling cut shall be as indicated on the Typical Sections and Details shown on the Plans. The final cold milling cut shall result in a uniform surface conforming to the typical section(s) except as otherwise directed by the Engineer.

Surveyor's street and property line monuments, not scheduled for removal shall be protected. The City has made every reasonable effort to locate and mark on the plans all known metal roadway improvements such as sewer manhole covers, water valve covers, catch basin covers, which, if struck, could damage the cold milling cutting drum and/or carbide tipped cutting teeth and makes no guarantee that it has successfully done so or shall, therefore, contractor must thoroughly inspect the work site in advance of the cold milling operation to minimize the risk of striking any unseen under surface object(s) and shall include in the price bid for cold milling the removal work, additional amount sufficient to cover the cost of damage related down time and the cost of repair of damage to said cold milling cutting drum and/or carbide tipped cutting teeth.

Care shall be exercised not to damage adjacent concrete gutters or curbs. Gutters or curbs damaged shall be replaced at the Contractor's expense. Residue from grinding shall not be permitted to flow or travel into gutters, onto adjacent street surfaces or parkways. All residues shall be completely removed by sweeping and properly disposed. No washing of residues into drainage structures will be allowed.

Temporary ramping, where required by the Engineer for traffic control or other purposes, shall be considered included in the contract lump sum price bid for Traffic Control & Construction Phasing, and no additional compensation will be allowed.

302-1.2 Milling Machine

The Contractor shall furnish a self-propelled machine especially designed and built for grinding flexible and rigid pavements to the depth shown on the plans in one pass. The machine shall be equipped with standard automatic depth controls and must maintain a constant cutting depth and width without tearing or gouging the underlying surface and blade material into a windrow. The machine shall consist of a 60" minimum width cutting drum with carbide tip teeth. Drum lacing patterns shall permit a grooved or smooth surface finish as selected by the Engineer and the drum shall be totally enclosed in a shroud to prevent discharge of any loosened material into adjacent work areas. The machine shall be capable of operating at speeds from 5 to 50 feet per minute and designed such that the operator can observe the work without leaving his control area. It shall be adjustable as to crown and depth by tilting the drum axis and shall have a guidance system furnished to assist the operator in control grade and in matching adjacent pavements or cuts. The equipment shall be demonstrated to have been operated on similar work completed prior to the award of this contract.

302-1.3 Cold Milling to Specified Elevations

The operator shall furnish the milling machine, operated by experienced workmen. The surface tolerance produced shall be such that a 10-foot straight edge laid laterally will indicate variances of less than 3/8" (except in the crown area) and the same straight edge laid longitudinally will indicate variances of less than 3/16".

Removal shall consist of milling the pavement where indicated and removing the planed material. No aggregate shall remain on the project at the end of each work day. Aggregate material loosened and directly removed shall become the property of the Contractor. The Contractor shall dispose of all planed surplus materials at a legal dump site, in accordance with Subsection 300-2.6 of the Standard Specifications.

302-5 ASPHALT CONCRETE PAVEMENT

302-5.1 General

[Add the following:].

Tarpaulins shall be used to cover all loads from plant to project.

Each layer of asphalt concrete shall not exceed 4 inches in compacted thickness. Each layer shall be completely placed and compacted prior to commencement of successive layers. Tracks or wheels of spreading equipment shall not be operated on the top layer of asphalt concrete in any area until final compaction has been completed.

Three-wheeled rollers shall not be permitted, and pneumatic rollers shall be used only on lower layers.

Initial breakdown compaction shall consist of a minimum of three coverages of layer of asphalt mixture. A pass shall be movement of a roller in both directions over the same path. A coverage shall consist of as many passes as are necessary to cover the entire width being paved. Overlap between passes during any coverage, made to insure compaction without displacement of material in accordance with good rolling practices, shall be considered to be part of the coverage being

made and not part of a subsequent coverage. Each overage shall be completed before subsequent coverage is started.

Prior to placement of asphalt concrete, a tack coat of SS 1H emulsified asphalt shall be applied to all contact surfaces. Tack coat shall be Grade SS-lH per subsection 302-5.4 of the Standard Specifications. Tack coat shall be applied at a rate not to exceed one-tenth (1/10) gallon per square yard uniformly in one coat on all vertical joints of A.C. patching and P.C.C. surfaces, and edges against which AC is to be placed.

An asphalt leveling course shall be applied in depressed areas, as directed by the Engineer. An automatic leveling device shall be used on the paver unless omitted by the Engineer.

Longitudinal joints between successive paving runs shall coincide with the traffic lanes lines. Contractor will be provided with striping plans for those roads where the striping will change prior to the start of work. Local streets will not be striped except for special cases for which striping plans will be provided. All other roads will be striped to match the existing pattern.

302-5.5 Distribution and Spreading
[Add the following:].

Prior to placing asphalt pavement overlay, all vegetation shall be removed from the cracks in the pavement and all joints between the pavement and concrete gutters by the Contractor. The surface to be overlaid shall be cleaned by the Contractor to remove moisture, dirt, grease, or other foreign matter which would reduce the bond between the overlay and the pavement.

302-5.8 Manholes (and other Structures)
[Delete Subsection in total and substitute with the following:].

The manhole and valve box locations and distance from curb to center shall be marked on the curb face by the Contractor.

The method of adjusting manholes in areas for resurfacing shall be as follows:

The asphalt pavement immediately adjacent to the manhole shall be removed, the manhole shaft extended with adjustment ring(s) to proper grade, the manhole frames and covers replaced, the manhole frames set in concrete, and the pavement replaced with a minimum of 2 inches of asphalt concrete. The finished grade of the cover shall be ¼ inches below the finish grade of the asphalt pavement.

The Contractor shall notify affected utility owners at least 5 working days in advance of the need to commence work required prior to paving operations and again for work required after paving operations. The Contractor shall mark locations of utility vaults where utility companies specifically state adjustments shall be made after paving. If it is found to impractical for the utility owner to complete remodeling or adjustment to structures, as evaluated by the Engineer, then the Contractor shall be absolved of further responsibility in connection therewith, and the structure shall be adjusted to grade by the utility owner under permit or ordinance procedure established by the AGENCY for utility cuts in pavement.

Water valve frame and covers shall be adjusted to grade per City of Brea Std. Plan No. 309-0.

For water valves and sewer cleanouts, Contractor shall furnish new cans and lids as directed by the Engineer, and the old lids shall be delivered to City yard by the Contractor.

The Contractor shall adjust existing water meters to grade as shown on the plans, in conformance with City Standard Drawing No. 304-0 and 305-0.

The Contractor shall adjust the concrete meter box for existing water blow-off assembly, to grade as shown on the plans, in conformance with City Standard Drawing No. 307-0.

The Contractor shall adjust existing miscellaneous pull boxes to grade as shown on the plans, in conformance with Caltrans Standards and Specifications (latest edition).

302-5.9 Measurement and Payment

[Amend the first paragraph to read:].

Temporary asphalt concrete work where required by the Engineer for traffic control or other purposes, or permanent full depth asphalt concrete work at existing driveway locations as required by the Engineer to maintain access, shall be considered included in the lump sum price bid for Traffic Control & Construction Phasing, and no additional compensation will be allowed.

Payment for Adjustment of SSMH and Water Valves shall be considered included in the contract unit prices for the various items of work requiring SSMH and Water Valve adjustments and no additional compensation will be allowed, therefore.

302-5.10 Crack Repair

[Is hereby added to Section 302-5:].

Cracks ¼ inch and greater shall be cleaned for the entire crack depth using sandblasting, brushing, and air blowing techniques as required to provide a crack free from all debris, dust, loose material and moisture. Gouging or plowing may be required to remove incompressible debris deep in the crack. The cleaned crack shall be filled with granulated tire rubber, plasticizer and filler, as manufactured by Crafco as Road Saver 203, or approved equal. All crack filler material shall be in conformance with the following specifications and detail A on sheet 5. The crack sealant placed shall be slightly below the pavement surface to avoid over-application and minimize bumps and wicking through the AC surface during compaction. Deep cracks should be filled with sand and covered with a thin layer of sealant.

ASTM D6690, D3405, AASHTO M173 and Federal SS-S-164 and SS-S 1041C.

All holes shall be cleaned of loose materials and filled with Asphalt Concrete Type C2 PG 70- 10 and compacted to a smooth even surface with the adjacent existing pavement.

302-5.11 Measurement and Payment

[Is hereby added to Section 302-5:].

Payment for crack repair shall be included in the contract unit prices bid for the various items of work involved, and shall include full compensation for furnishing crack routing, crack cleaning, application of crack sealant, and all labor, tools, equipment, materials and incidentals required to complete the work. No additional compensation will be allowed, therefore.

302-9 ASPHALT RUBBER HOT MIX (ARHM)

302-9.1 General

[Addthe following:].

Lots consisting of 500 tons will be established for ARHM-GG-C areas to be tested. The Contractor's or its designated laboratory shall perform density testing utilizing a properly calibrated nuclear asphalt-testing device. The Contractor shall pay for all retesting utilizing the nuclear asphalt-testing device. If the test results for any lot of ARHM-GG-C indicate that the relative compaction is below 95 percent, the Contractor will be advised that he is not attaining the required relative compaction and that his materials or his procedures, or both, need adjustment. ARHM-GG-C spreading operations shall not continue until the Contractor has notified the Engineer of the adjustment that will be made in order to meet the required compaction.

If the test results for any lot of ARHM-GG-C continue to indicate that the relative compaction is less than 95 percent after adjustments have been made, the ARHM-GG-C represented by that lot may be required to be removed and replaced at the Contractor's expense and the Contractor shall suspend all further paving operations until the Contractor can demonstrate to the City that relative compactions of 95 percent can be obtained. It shall be the sole judgement of the City Engineer to determine adequate remedy and/or a reduction in compensation for any lot failing to meet 95 percent relative compaction.

The Contractor shall provide for adequate quality control measures to insure that delivery of asphalt rubber shall be neither too slow nor too fast to prevent stopping of the paving operation and/or cooling of the asphalt rubber material. Material delivery scheduling and handling is critical to provide for optimum compaction opportunity and maximize ride quality performance.

302-9.2 Tack Coat

[Add the following:].

Apply SS-IH tack coat at a rate not to exceed one-tenth (1/10) gallon per square yard uniformly in one coat on all vertical joins of AC patching and P.C.C. surfaces and edges against which ARHM-GG-C is to be placed. Diesel fuel shall not be used for cleaning purposes within the limits of this project.

302-9.3 Distribution and Spreading

[Add the following:].

Asphalt concrete shall be placed with paving machine equipped with a "Preco" attachment or similar device for use in obtaining constant cross-slope and maximum joint quality.

The Contractor shall place the ARHM-GG-C a maximum of 48 hours after the commencement of all edge grinding operations during any stage of the work for this project.

Prior to placing the ARHM-GG-C overlay, all cracks, and areas identified greater than or equal to ¼ inch in width shall be filled with crack filler and sprayed with a sterilizing soil agent.

All surfaces to be overlaid shall be cleaned by the use of a broom and a vacuum sweeper. The overlaid surface shall be free of water, dust, or foreign material before tack is applied. All raised pavement markers shall be removed prior to the placement of any AHRM-GG-C concrete overlay. Removal of all existing AC and slurry seal residue from gutter lip to edge of overlap should be completed prior to paving.

302-9.4 Rolling

[Add the following:].

ARHM-GG-C shall be thoroughly compacted by rolling. The number of rollers necessary will be established in accordance with Section 302-5.6.1 of the Greenbook Specifications. All compacted ARHM-GG-C shall have a relative compaction of not less than 95 percent in accordance with Section 302-5.6.2 of the Greenbook Specifications.

Rolling along a joint shall be such that the widest part of the roller is on the hot side of the joint. Join lines between successive runs shall be within 5 inches of lane lines or a minimum of 12 feet outside of the outer most lane line.

302-9.7 Rock Dust Blotter

[Add the following:].

Rock dust blotter material shall be required immediately after the completions of the "finish rolling" and prior to opening to traffic to prevent bleeding and trucking of the asphalt rubber material.

Rock dust blotter shall be per Section 200-1.2 of the Standard Specifications and shall be uniformly applied using a mechanical spreader, which distributes uniformly at a rate of approximately three pounds per square yard. Compaction rollers shall not be allowed on the rock dust covered pavement surfaces. All excess rock dust blotter shall be removed from the street at the end of each workday.

SECTION 303
CONCRETE AND MASONRY CONSTRUCTION

303-5 CONCRETE CURBS, WALKS, GUTTERS, CROSS GUTTERS, ALLEY INTERSECTIONS, ACCESS RAMPS, AND DRIVEWAYS

303-5.1 Requirements

303-5.1.1 General

[Add the following:].

New improvements shall be constructed to grades indicated on the plans and in such a manner as to match existing improvements and field conditions with proper grade to form a safe and smooth riding surface.

The Contractor shall be responsible to oversee the curing of all concrete improvements to prevent graffiti damage or other unauthorized markings in new concrete surfaces. Any concrete surface deemed unacceptable to the Engineer, shall be replaced by the Contractor at no cost to the City.

Damage to any existing improvements shall be remedied by saw cutting, removal and reconstruction at the Contractor's expense and to the satisfaction of the Engineer. Removals, relocations, and/or adjustments not covered by a separate bid item but necessary for the proposed concrete construction shall be included in the unit price bid for the various items of work involved.

The Contractor shall maintain safe access to all residents/business establishments at all times throughout the duration of the contract. The only permitted interruption to access will be during the placement of concrete.

No establishment shall be denied access more than one day at a time. Contractor shall install steel plates after finishing the concrete, to provide access during the cure period. The contractor shall pour new P.C.C. improvements in such a fashion as to not interrupt access to residents near the job site.

Should a driveway be excavated at the end of a workday, the Contractor shall provide a temporary access ramp to residences. The temporary access ramp shall be removed by the Contractor on the following day so that driveway construction can be completed. Access to building over newly placed ramp shall be provided the day following the placement of ramp. New ramp shall be protected by the contractor with the use of materials such as roofing paper, plywood, or other means approved by the Engineer. The cost for the placement of the temporary ramp/plate and its removal shall be included in the unit cost bid for the various items of work involved, and no additional compensation will be allowed therefore.

If the Contractor is unable to pour the ADA Access Ramp or Sidewalk back within 2 calendar days after removal, the Contractor shall provide a minimum of 4 foot wide, 3” thick asphalt concrete sidewalk/curb ramps at a maximum cross fall of 2% to provide for safe passage of pedestrians and ADA access through construction areas, except when approved by the Engineer. Payment for this work, including maintenance for the temporary asphalt shall be included in various applicable items of work, and no additional compensation will be allowed, therefore.

Concrete sidewalk and curb ramps shall be placed on 4” sand bedding and #4 rebar dowels into existing P.C.C. Sand bedding shall consist of washed granular material with a sand equivalent greater than or equal to 30, conforming to Section 200-1.5.3 of the standard specifications. Payment for sand bedding shall be included in the contract unit price bid for the various items of work involved. No additional compensation will be allowed, therefore.

303-5.4 Joints

303-5.4.2 Expansion Joints
[Add the following:].

Expansion joints shall be constructed only where specifically designated per details on the plans, and as directed by the Engineer.

303-5.5 Finishing

303-5.5.4 Gutter
[Add the following:].

When gutter and/or cross gutter is constructed at a rate of grade less than 0.30% it shall be water tested. If any portion of the newly constructed gutter is shown to pond water, that portion, including curb if applicable, shall be removed, reconstructed, and retested by the Contractor at no additional cost to the AGENCY.

303-5.5.5 Alley Intersection, Access Ramps, and Driveways
[Add the following:].

All limits of removal for the replacement of existing concrete work item shall be per plan unless otherwise directed by the Engineer in the field. It will be the sole responsibility of the Contractor to remove and reconstruct any curb and gutter damaged by the Contractor during the construction. No additional compensation will be allowed.

SECTION 310
PAINTING

[Delete Section in total and substitute with the following:]

310-1 TRAFFIC SIGNING, STRIPING AND MARKINGS

Pavement traffic signing, striping and markings including raised lane line and fire hydrant reflective markers (RPM's) shall be provided and installed at the locations and per the Standard Drawings indicated on the plans, as directed by the Engineer and in accordance with the following Special Provisions.

Contractor shall restore pavement traffic striping and marking damaged during construction to original condition.

Pavement marking and striping shall be thermoplastic and shall conform to the provisions of Section 84-2, "Thermoplastic Pavement Stripes and Markings," of the Caltrans Specifications and these Special Provisions.

Where sandblasting is used for the removal of traffic stripes and pavement markings or for removal of objectionable material, and such removal operation is being performed within ten feet of the traveled way, the residue, including dust, shall be removed immediately after contact between the sand and the surface being treated. Such removal shall be by a vacuum attachment operating concurrently with the blast cleaning operations.

Contractor will not be required to use a vacuum attachment under the following conditions:

1. When approved by Agency
2. When the blasting sand will be confined by mechanical means to a small area.
3. When a sweeper (preferably a vacuum type) will immediately follow the blasting operation or when traffic can be safely routed around the sand until swept up.

Spotting shall be completed prior to the removal of any temporary striping of traffic control devices. Existing temporary stripes and markings shall be removed prior to painting new ones, but in no case shall any section of street be left without proper striping for more than 24 hours or over weekends or holidays.

Contractor shall be responsible to place and maintain temporary traffic control(s) during the period that the lane lines are obliterated.

Striping shall be supplemented with raised pavement markers as required by the Standard Drawings, referenced on the plans. In addition, blue raised pavement markings shall be installed adjacent to fire hydrants and fire department connection in conformance with City of Brea Standard Drawing 306-0.

- One marker for every fire hydrant
- Two markers for hydrants located at corners

Raised pavement markers shall conform to provisions in Section 85, “Pavement Markers” of Caltrans Specifications, State of California Traffic Manual and these Special Provisions.

Hot melt bitumen adhesive shall be used to cement the markers to the pavement.

Grinding shall not be permitted.

All existing raised pavement markers shall be removed by the Contractor prior to cold milling of the existing pavement or construction of the slurry seal.

All legends, including limit lines, **shall be striped within 72 hours** after the street (if applicable) has received the final surface course. All pavement striping and markings shall conform to the standards of applicable portions of the current State of California, Department of Transportation **Manual on Uniform Traffic Control Devices (MUTCD)**, and **Standard Plans** A20A-C and A24A-D.

Temporary Striping, Signing, Raised Pavement Markers:

The Contractor shall be responsible for the placement of all required temporary signing, striping, and markings and the removal of existing stripes and markings in the installation of required temporary striping.

Traffic striping and markings shall be removed before any change is made in the traffic pattern. Removal shall be coordinated with the installation of new pavement markings to provide continuous, non-conflicting guidance to public traffic.

Should temporary striping be required on the finished asphalt surface, the method and configuration must be approved by the Engineer for approval prior to placement.

At no time shall the street be open to traffic without delineation to separate opposing traffic. Temporary delineation type shall be at the inspector's discretion.

In general, temporary reflectorized markers are the preferred type of temporary delineation.

SECTION 313
DETECTABLE WARNING SURFACES
[is hereby added to Part 3:].

Detectable Warning Surfaces Construction (Cast-In-Place)

A. During all concrete pouring and tile installation procedures, ensure adequate safety guidelines are in place and that they are in accordance with the applicable industry and government standards.

B. The physical characteristics of the concrete shall be consistent with the contract specifications while maintaining a slump range of 4 – 7 to permit solid placement of the Cast-In-Place Tile System. An overly wet mix will cause the Cast-In-Place System to float, therefore under these conditions suitable weights such as 2 concrete blocks or sandbags (25 lb) shall be placed on each tile.

C. Prior to placement of the Cast-In-Place System, the contract drawings shall be reviewed with the engineer.

D. The concrete pouring and finishing operations require typical mason's tools, however, a 4' long level with electronic slope readout, 25 lbs weights, vibrator and small sledge hammer with 2" X 6" x 20" wood tamping plate are specific to the installation of the Cast-In-Place System.

E. The concrete shall be poured and finished, true and smooth to the required dimensions and slope prior to tile placement. Immediately after finishing the concrete, the electronic level should be used to check that the required slope is achieved. The tile shall be placed true and square to the curb edge in accordance with the contract drawings. The Cast-In-Place Tiles shall be tamped or vibrated into the fresh concrete to ensure that the field level of tile is flush to the adjacent concrete surface.

F. While concrete is workable a steel trowel shall be used to trowel the concrete around the tile perimeter to the field level of the tile.

G. During and after the tile installation and the concrete curing stage, it is imperative that there is no walking, leaning or external force placed on the tile to rock the tile, causing a void between the underside of the tile and concrete.

H. Following tile placement, review installation tolerances to contract drawings and adjust tile before the concrete sets, 2 suitable weights of 25 lb each shall be placed on each tile as necessary to ensure solid contact of tile underside of concrete.

I. Following the curing of the concrete, the protective plastic wrap is to be removed from the tile face by cutting the plastic with a sharp knife tight to the concrete/tile interface. If concrete bleeding occurs, a wire brush will clean the residue without damage to the tile surface.

Installation Manual Armor-Tile Surface Applied Advanced Warning Strip Surface Tile (Applied on Existing Curb Ramp)

A. During all surface preparation and tile installation procedures, ensure adequate safety guidelines are in place and that they are in accordance with the applicable industry and government standards.

B. The application of all tile, adhesives, mechanical fasteners, and caulking shall be in strict accordance with the guidelines set by their respective manufacturers.

C. Work with the Contractor or Engineer to ensure that the surfaces being prepared and fabricated to receive the tiles are constructed correctly and adequately for tile

installation. Review design drawings with the Contractor prior to the construction and refer any and all discrepancies to the Engineer.

D. Set the tile true and square to the curb ramp area as detailed in the design drawings, so that its location can be marked on the concrete surface. A thin permanent marker works well. Remove tile when done marking its location.

E. The surface to receive the detectable warning surface tile is to be mechanically cleaned with a diamond cup grinder or shot blaster to remove any dirt or foreign material. This cleaning and roughening of the concrete surface should include at least 4 inches around the perimeter of the area to receive the tile, and also along the cross pattern established by the corresponding areas on the backside of the tile.

F. Immediately prior to installing the detectable warning surface tile, the concrete surfaces must be inspected to ensure that they are clean, dry, free of voids, curing compounds, projections, loose material, dust, oil, grease, sealers and determined to be structurally sound and cured for a minimum of 30 days.

G. Using Acetone, wipe the backside of the tile around the perimeter and along the internal cross pattern, to remove any dirt or dust particles from the area to receive the adhesive.

H. Apply the adhesive on the backside of the tile, following the perimeter and internal cross pattern established by the tile manufacturer. Sufficient adhesive must be placed on the prescribed areas to have full coverage across the 2" width of the adhesive locator. A 3 x 4 foot tile will typically require an entire tube of adhesive.

I. Set the tile true and square to the curb ramp area as detailed in the design drawings.

J. Standing with both feet applying pressure around the molded recess provided in the tile, drill a hole true and straight to a depth of 3½" using the recommended ¼" diameter bit. Drill through the tile without hammer option until the tile has been successfully penetrated, and then with hammer option to drill into the concrete.

K. Immediately after drilling each hole, and while still applying foot pressure, vacuum, brush or blow away dust and set the mechanical fastener as described below, before moving on to the next hole.

L. Mechanically fasten tiles to the concrete substrate using a hammer to set the fasteners. Ensure the fastener has been placed to full depth in the dome, straight, and flush to the top of dome. Drive the pin of the fastener with the hammer, taking care to avoid any inadvertent blows to the truncated dome or tile surface. A plastic deadblow or leather hammer is recommended.

M. Working in a sequence which will prevent buckles in the tile, proceed to drill and install all fasteners in the tile's molded recesses.

N. Following the installation of the tiles, the perimeter caulking sealant should be applied. Follow the perimeter caulking sealant manufacturer's recommendations when applying. Tape all perimeter edges of the tile and also tape the adjacent concrete back 1/2" from the tile's perimeter edge. Tool the perimeter caulking with a plastic applicator or spatula to create a straight edge in a cove profile between the tile and adjacent concrete. Remove tape immediately after tooling perimeter caulking sealant.

O. Do not allow foot traffic on installed tiles until the perimeter caulking sealant has cured sufficiently to avoid tracking.

If installing adjacent tiles, note the orientation of each tile. Careful attention will reveal that one of the long edges of the tile is different than the other, in regard to the tiny dotted texture. You may also note a larger perimeter margin before the tiny dotted texture pattern begins. Consistent orientation of each Armor-Tile is required in order that the truncated domes on adjacent tiles line up with each other.

In order to maintain proper spacing between truncated domes on adjacent tiles, the tapered edge should be trimmed off using a continuous rim diamond blade in a circular saw or mini-grinder. The use of a straightedge to guide the cut is advisable. All cuts should be made prior to installation of the tiles.

If installing adjacent tiles, care should be taken to leave a 1/8 inch gap between each.

If tiles are custom cut to size, and if pre-molded recesses (to receive fasteners) are removed by the cut, then any truncated dome can be center-drilled with a ¼ inch through hole, and countersunk with a suitable bit, to receive mechanical fasteners. New holes should be created no closer to the edge of the tile than any of the other perimeter fastener pre-molded recesses. Care should be taken to not countersink too deeply. Fasteners should be flush with the top of the truncated dome when countersunk properly.

Adhesive or caulking on the surface of the Armor-Tile can be removed with Acetone.

A P P E N D I C E S

APPENDIX A: STANDARD PLANS

APPENDIX B: CONTRACTOR'S BUSINESS LICENSE APPLICATION

APPENDIX C: INSURANCE AND INDEMNITY REQUIREMENTS

APPENDIX D: USA IDENTIFICATION NUMBER FORM

APPENDIX E: WARRANTY BOND SAMPLE

APPENDIX F: NPDES REQUIREMENTS

APPENDIX G: CALTRANS PERMIT

APPENDIX H: CORING LOG INFORMATION

APPENDIX I: AS-BUILTS/RECORD DRAWINGS

APPENDIX A

STANDARD PLANS

GENERAL NOTES FOR STREET IMPROVEMENTS

GENERAL:

1. ALL APPLICABLE "CITY OF BREA PUBLIC WORKS STANDARD PLANS & SPECIFICATIONS", LATEST REVISIONS, ARE HEREBY MADE A PART OF THIS PLAN AND ALL STREET IMPROVEMENTS SHALL BE IN ACCORDANCE WITH SAME.
2. THE "STANDARD SPECIFICATIONS FOR PUBLIC WORKS CONSTRUCTION (GREENBOOK)", LATEST EDITION INCLUDING SUPPLEMENTS THERETO, IS HEREBY MADE A PART OF THIS PLAN.
3. PAVEMENT SHALL CONSIST OF A MINIMUM OF 4" (INCHES) ASPHALT CONCRETE ON 6" (INCHES) AGGREGATE BASE OR CRUSHED MISCELLANEOUS BASE. 4" ASPHALT CONCRETE PAVING SHALL CONSIST OF 2" WEARING COURSE III-C3-PG-64-10 OVER 2" BASE COURSE III-B2-PG-64-10.
4. THE CONTRACTOR SHALL LOCATE ALL UTILITIES AND MONUMENTS OF EVERY NATURE, WHETHER SHOWN ON PLANS AND/ OR HEREON OR NOT, AND PROTECT THEM FROM DAMAGE. THE CONTRACTOR SHALL BEAR THE TOTAL EXPENSE OF REPAIR OR REPLACEMENT OF UTILITIES AND MONUMENTS DAMAGED OR DESTROYED.
5. ALL CONCRETE SHALL BE CLASS 560-C-3250 (6 SACK MIX) AND SHALL BE CURED WITH TYPE-1 (CLEAR) CURING COMPOUND IMMEDIATELY AFTER FINISHING.
6. ALL ASPHALT CONCRETE STREET SURFACES SHOWN HEREON SHALL BE SEAL-COATED, WHEN DIRECTED BY THE CITY ENGINEER, FULL-WIDTH USING AN APPROVED TYPE SS-1H EMULSION WITH NO MORE THAN 50% WATER ADDED. A TRUCK MOUNTED SPRAY BAR SHALL BE UTILIZED FOR SPREADING.
7. THE CONTRACTOR SHALL COORDINATE ALL SIGN INSTALLATIONS WITH THE CITY ENGINEER PRIOR TO SIDEWALK INSTALLATION.
8. AN APPROVED SOIL STERILANT SHALL BE UNIFORMLY APPLIED IN ALL AREAS TO BE PAVED UNDER THE DIRECTION OF THE CITY ENGINEER.
9. THE CONTRACTOR SHALL BE RESPONSIBLE FOR COORDINATING MAILBOX BLOCK-OUT LOCATIONS WITH THE U.S. POSTAL SERVICE PRIOR TO SIDEWALK INSTALLATION.
10. THE CONTRACTOR SHALL WARRANTY ALL WORK FOR A PERIOD OF ONE (1) YEAR FROM THE DATE OF FINAL ACCEPTANCE BY THE CITY AND SHALL BE RESPONSIBLE FOR REPAIR AND OR REPLACEMENT OF ALL FAILURES DETERMINED BY THE CITY ENGINEER CAUSED BY WORKMANSHIP OR SUBSTANDARD MATERIALS.
11. THE CONTRACTOR SHALL AT ALL TIMES MAINTAIN PROPER BARRICADING, DUST CONTROL, TRAFFIC CONTROL, SHORING AND SAFETY MEASURES OF EVERY NATURE.
12. THE CONTRACTOR SHALL MAKE APPLICATION TO THE CITY OF BREA, AND OBTAIN A CONSTRUCTION WATER METER (IF APPLICABLE) PRIOR TO COMMENCEMENT OF CONSTRUCTION.
13. THE CONTRACTOR SHALL OBTAIN ALL REQUIRED PERMITS FROM THE CITY OF BREA PUBLIC WORKS DEPARTMENT AND AFFECTED AGENCIES PRIOR TO COMMENCEMENT OF CONSTRUCTION.
14. EXCAVATION IN STREETS WHICH HAVE BEEN CONSTRUCTED OR RECONSTRUCTED WITHIN THE PAST FIVE (5) YEARS AND SEAL COATED WITHIN THE PAST TWO (2) YEARS SHALL BE SUBJECT TO RESTRICTIONS.

BREA CALIFORNIA CITY OF BREA	GENERAL NOTES - STREET IMPROVEMENTS		
	APPROVED: CITY ENGINEER	DATE: 10-15-2013	STD. PLAN NUMBER 101-0 SHEET 1 OF 2

BID DOCUMENT 1-23-2025

GENERAL NOTES FOR STREET IMPROVEMENTS

GENERAL:

15. ALL CONSTRUCTION WITHIN PUBLIC RIGHT-OF-WAY SHALL BE PERFORMED BY A "C-8" OR "A" LICENSED CONTRACTOR.

16. 24-HOUR NOTIFICATION IS REQUIRED FOR ALL PUBLIC WORKS INSPECTIONS. CONTACT THE CITY OF BREA PUBLIC WORKS DEPARTMENT, MONDAY TO THURSDAY (EXCLUDING HOLIDAYS), 8 a.m. to 5 p.m., AT (714) 990-7650.

17. THE CONTRACTOR SHALL SUBMIT A TRAFFIC CONTROL PLAN CONFORMING TO THE CITY OF BREA TRAFFIC CONTROL REQUIREMENTS.

18. ANY CHANGES FROM THE PLAN, STANDARDS NOTES, STANDARD DESIGNS OR SPECIFICATIONS SHALL BE CONSIDERED NON-CONFORMING UNLESS APPROVED IN WRITING BY THE CITY ENGINEER PRIOR TO INSTALLATION.

19. INSTALLATIONS NOT CONFORMING TO THE "CITY OF BREA PUBLIC WORKS STANDARD PLANS & SPECIFICATIONS" SHALL BE REMOVED, REPLACED AND OR CORRECTED AT THE CONTRACTOR'S EXPENSE, AS DIRECTED BY THE CITY ENGINEER.

20. BASIC TRENCH REPAIR PROCEDURES SHALL BE PRE BREA STD PLAN 102.

BID DOCUMENT 1-23-2025

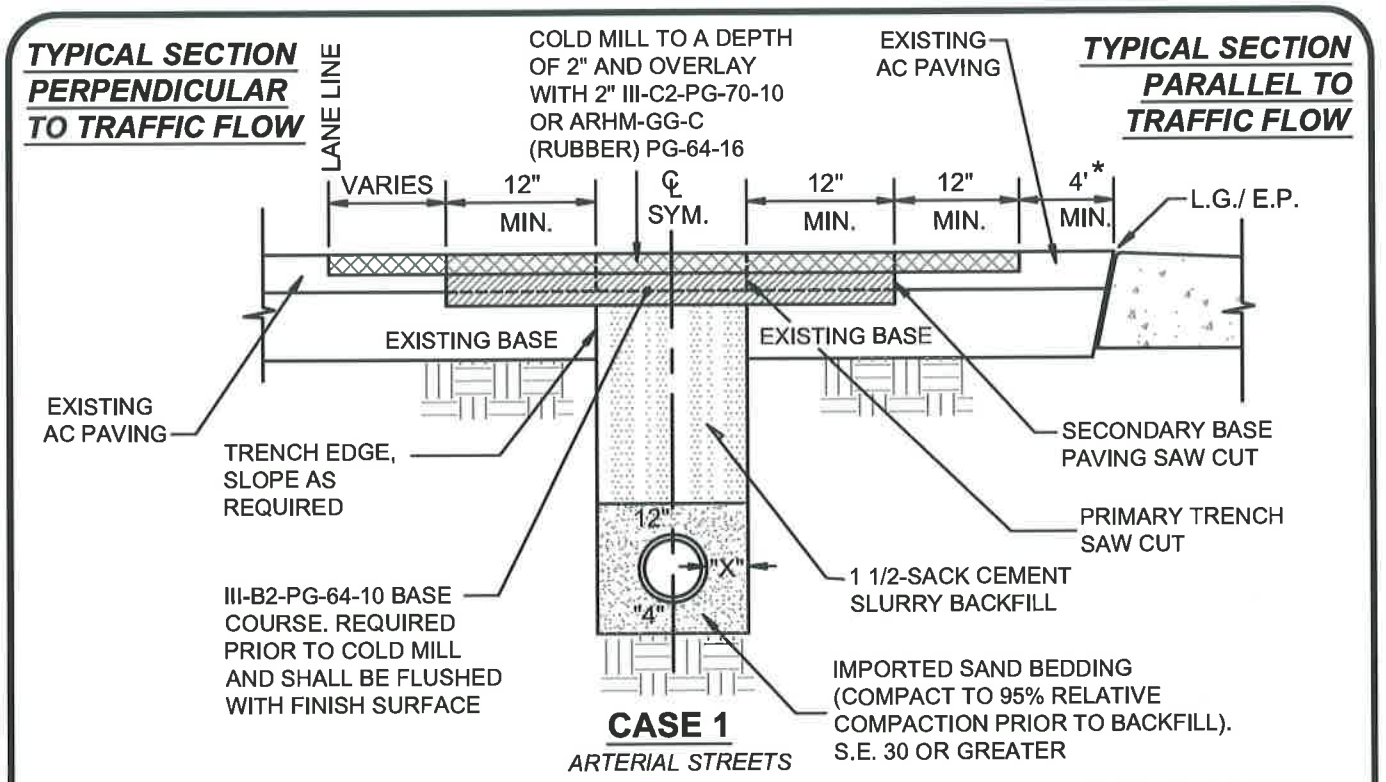

CASE 1

ARTERIAL STREETS

**OVERLAY LIMIT SHALL BE AT THE EDGE OF THE GUTTER IF THE DISTANCE IS LESS THAN MINIMUM SHOWN.*

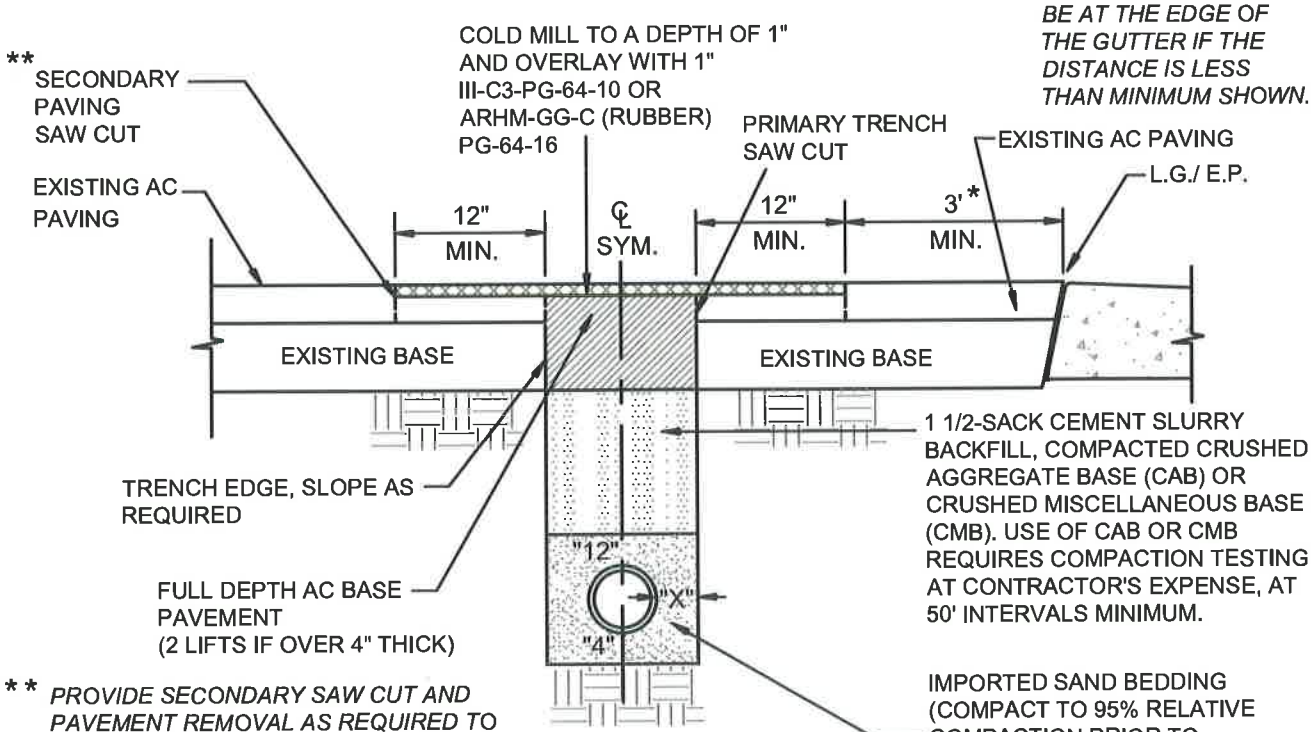

*** PROVIDE SECONDARY SAW CUT AND PAVEMENT REMOVAL AS REQUIRED TO CLEAN UP ANY BROKEN, UNDERCUT OR UNEVEN EDGES.*

CASE 2

LOCAL STREETS

BREA CALIFORNIA

CITY OF BREA

TRENCHING DETAILS

APPROVED: CITY ENGINEER

DATE: 10-15-2013

STD. PLAN NUMBER

102-0

SHEET 1 OF 3

BID DOCUMENT 1-23-2025

NOTES:

1. BASE COURSE SHALL BE B2-PG-64-10, AND SHALL BE CONSTRUCTED AT 1" GREATER DEPTH THAN EXISTING PAVING, BUT NO LESS THAN 4" THICK.
2. FINAL CAP SHALL BE III-C2-PG-70-10 OR ARHM-GG-C (RUBBER) PG-64-10.
3. APPLY #30 SILICA SAND EVENLY TO FINISHED PAVEMENT AND EXPOSED TACK COAT.
4. AC PAVEMENT SHALL BE SAW CUT OR COLD MILLED. NO PAVEMENT BREAKERS ALLOWED.
5. ALL LIQUIDS GENERATED BY SAW CUTTING SHALL BE COLLECTED AND DISPOSED OF IN ACCORDANCE WITH THE CITY'S NPDES PERMIT.
6. EDGES OF SAW CUT AND SURFACE, SHALL BE TACK COATED WITH AN APPROVED TYPE SS-1H EMULSION WITH NO MORE THAN 50% WATER ADDED. EDGES SHALL BE CLEAN AND DRY BEFORE TACK COAT APPLICATION.
7. SAW CUTTING MUST BE COMPLETED IN ADVANCE OF PAVING WITH SUFFICIENT TIME TO ALLOW MOISTURE TO EVAPORATE BEFORE APPLYING SS-1H TO EDGES.
8. EXCAVATED MATERIAL SHALL BE REMOVED FROM THE PUBLIC RIGHT-OF-WAY EACH WORK DAY AND DELIVERED TO AN APPROVED LANDFILL OR ALTERNATE SITE WITH CITY ENGINEER'S APPROVAL.
9. THE CONTRACTOR SHALL FILE WITH THE CITY ENGINEER A RECYCLED MATERIALS CERTIFICATE TO COMPLY WITH AB 939 AS REQUIRED.
10. COMPACTION TEST SHALL BE PERFORMED TO THE SATISFACTION OF THE CITY ENGINEER.
11. IF SOFT, SPONGY OR UNSTABLE MATERIAL IS ENCOUNTERED AT TRENCH BOTTOM, THE MATERIAL SHALL BE REMOVED AND REPLACED WITH BASE MATERIAL TO A DEPTH ORDERED BY THE CITY ENGINEER.
12. DISTANCE "X" SHALL BE 6" MINIMUM OR AS SPECIFIED ON PLAN, STANDARD PLAN, OR BY UTILITY.
13. UNLESS PRIOR APPROVAL IS GIVEN BY THE CITY, PROVIDE A TRAFFIC CONTROL PLAN PER WATCH MANUAL OR AS REQUIRED BY TRAFFIC ENGINEER.
14. AN INSPECTION REQUEST MUST BE MADE 24 HOURS PRIOR TO WORK.
15. CONTRACTOR SHALL SET UP TRAFFIC CONTROL IN COMPLIANCE WITH WATCH MANUAL,OR AS THE APPROVED TRAFFIC CONTROL PLANS.
16. ALL FINISHED REPAIRS SHALL BE WITHIN 0.125" OF EXISTING AC SURFACE.
17. SECONDARY SAW CUT (IF REQUIRED) SHALL BE CLEAN, STRAIGHT, VERTICAL EDGES A MINIMUM OF 12" BEYOND THE PRIMARY TRENCH CUT. SAW CUT AS REQUIRED TO ACHIEVE A CONTINUOUS STRAIGHT EDGE INCORPORATING ANY AREAS OF PAVING BROKEN OUT OR UNDERMINED DURING CONSTRUCTION.
18. SUB-GRADE SHALL BE COMPACTED TO A MINIMUM OF 95% RELATIVE DENSITY.
19. FINISHED PAVEMENT SURFACE SHALL EXHIBIT A SMOOTH, UNIFORM APPEARANCE FREE OF VOIDS AND SEGREGATION.
20. TRAFFIC CONTROL MEASURES ARE TO REMAIN IN PLACE UNTIL THE NEW PAVEMENT IS ALLOWED TO COOL AND WILL ACCEPT TRAFFIC WITHOUT SCUFFING OR RUTTING.
21. COLD MILL (2" MIN.) SHALL BE COMPLETED A MAXIMUM OF 10 DAYS AFTER COMPLETION OF BASE COURSE.
22. COLD MILL SHALL EXTEND 10' (FEET) OUTSIDE OF EXCAVATION LIMITS PERPENDICULAR TO TRAFFIC FLOW AND 12" (INCHES) OUTSIDE OF EXCAVATION PARALLEL TO TRAFFIC FLOW.

BREA CALIFORNIA CITY OF BREA	TRENCHING DETAILS	
	APPROVED: CITY ENGINEER DATE: 10-15-2013	STD. PLAN NUMBER 102-0 SHEET 2 OF 3

BID DOCUMENT 1-23-2025

NOTES:

23. FOR LONGITUDINAL TRENCHES OVER 150' IN LENGTH, A MINIMUM 10' WIDE, 2" GRIND AND OVERLAY IS REQUIRED.
24. THE PIPE ZONE WIDTH SHALL BE A MINIMUM OF 12" PLUS THE PIPE DIAMETER AND THE MAXIMUM OF 20" PLUS THE PIPE DIAMETER, IN ACCORDANCE WITH THE STANDARD SPECIFICATIONS FOR PUBLIC WORKS CONSTRUCTION (GREENBOOK).
25. IN THE EVENT OF TRENCH WALL FAILURE, TRENCH LIMITS MAY BE EXTENDED AS DETERMINED BY THE CITY ENGINEER. ADDITIONAL BACKFILL REQUIREMENTS MAY BE REQUIRED.
26. FULL AC REPLACEMENT OF THE ASPHALT BETWEEN THE TRENCH AND THE CURB OR GUTTER SHALL BE REQUIRED FOR ANY TRENCH WHERE THE PAVEMENT REMOVAL IS WITHIN 3' OF CURB OR GUTTER.
27. REMOVAL OF 5 OR MORE SEPARATE AREAS OF PAVEMENT WITHIN A 150' LONGITUDINAL LENGTH OF STREET SHALL REQUIRE A TYPE II SLURRY SEAL EXTENDED 5' BEYOND THE LIMITS OF THE OUTERMOST PAVEMENT REMOVAL.

BASIC TRENCH REPAIR PROCEDURES:

A. VERIFY COMPLIANCE WITH ALL PERMIT, INSPECTION AND TRAFFIC CONTROL REQUIREMENTS.

B. PERFORM PRIMARY TRENCH SAW CUT AND COMPLETE UTILITY INSTALLATION AND BACKFILL. TEMPORARY STEEL TRENCH PLATE COVERS SHALL BE PLACED EVEN WITH ADJACENT PAVEMENT SURFACES ON ARTERIAL HIGHWAYS.

C. VERIFY TRAFFIC CONTROL AND INSPECTION REQUIREMENTS ARE IN COMPLIANCE.

D. PERFORM SECONDARY BASE PAVING SAW CUT AND CONSTRUCT BASE COURSE AND FINAL CAP PER REQUIREMENTS.

E. ALLOW AC TO COOL (SEE NOTE 20), CLEAN UP AND RESTORE TRAFFIC ACCESS.

F. OBTAIN APPROVAL FROM THE CITY ENGINEER TO PERFORM COLD MILL AND FINAL PAVING.

G. PERFORM ANY REPAIR NECESSARY TO TRENCH PAVING AS DIRECTED BY THE CITY ENGINEER.

H. COMPLETE COLD MILL AND FINAL PAVING OPERATION.

I. EXCAVATION IN STREETS WHICH HAVE BEEN CONSTRUCTED OR RECONSTRUCTED WITHIN THE PAST FIVE (5) YEARS AND SEAL COATED WITHIN THE PAST TWO (2) YEARS SHALL BE SUBJECT TO RESTRICTIONS.

BREA CALIFORNIA CITY OF BREA	TRENCHING DETAILS		
	APPROVED: CITY ENGINEER	DATE: 10-15-2013	STD. PLAN NUMBER 102-0 SHEET 3 OF 3

BID DOCUMENT 1-23-2025

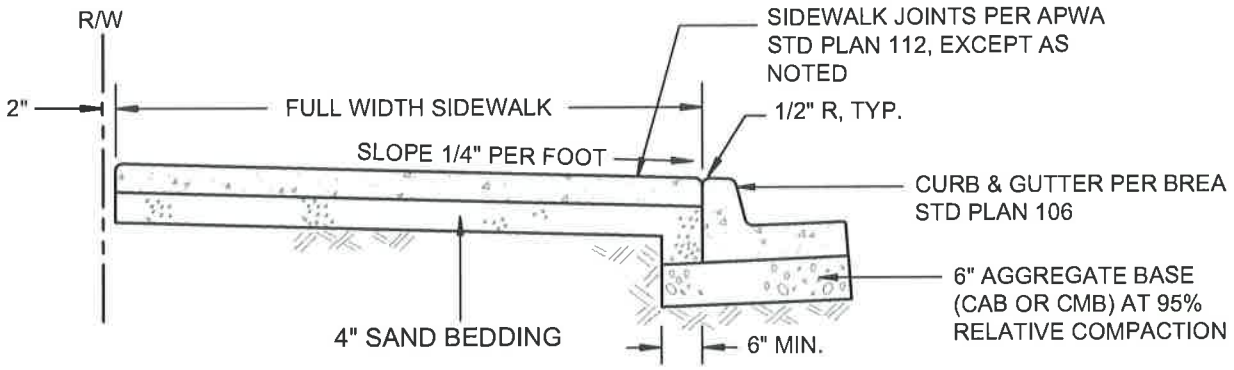

SECTION-1

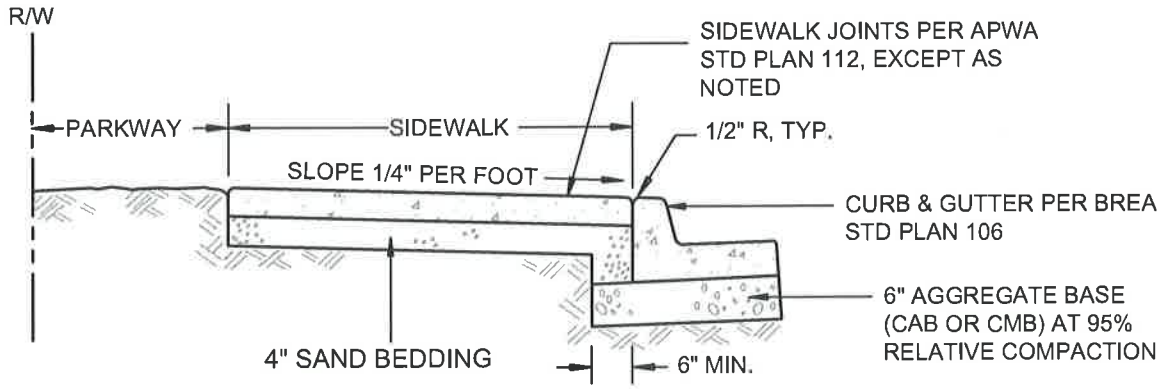

SECTION-2

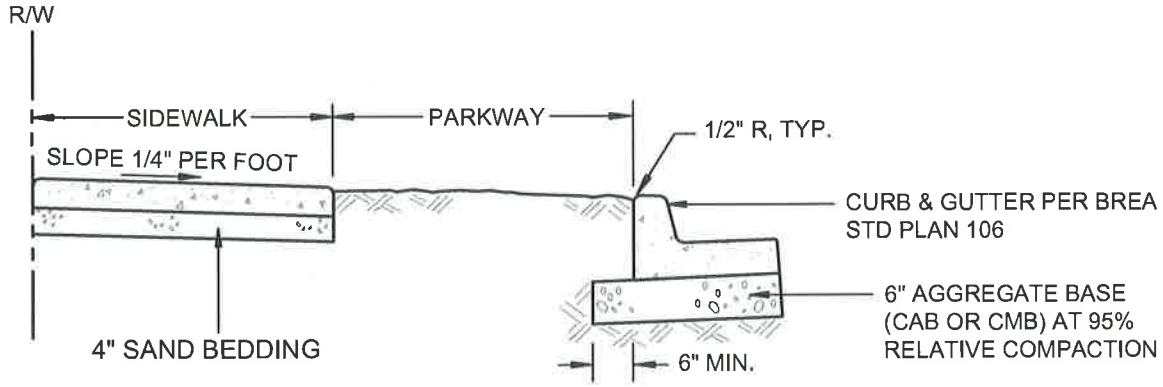

SECTION-3

TYPICAL SECTIONS

NOTES: SEE SHEET-2

CITY OF BREA

SIDEWALK

APPROVED: CITY ENGINEER

DATE: 10-15-2013

STD. PLAN NUMBER 103-0

SHEET 1 OF 2

BID DOCUMENT 1-23-2025

NOTES:

1. WIDTH OF SIDEWALK SHALL BE AS SHOWN ON PLANS OR DIRECTED BY CITY ENGINEER. CONSTRUCT FULL WIDTH SIDEWALK IN COMMERCIAL ZONES, OR WHERE LOTS BACK TO THE STREET.
2. SIDEWALK THICKNESS = 4"
3. 1/4" EXPANSION JOINTS SHALL BE PLACED AT 60' INTERVALS AND AT ENDS OF ALL CURB RETURNS, WEAKENED PLANE JOINTS SHALL BE PLACED AT 20' INTERVALS, OR AS DIRECTED BY CITY ENGINEER.
4. EXPANSION JOINTS, WEAKENED PLANE JOINTS AND SCORING LINES FOR SIDEWALKS SHALL BE PLACED TO COINCIDE WITH JOINTS AND MARKINGS OF THE CURB.
5. CONCRETE SHALL BE PER CITY OF BREA STD PLAN 101.
6. MAKE TRANSVERSE JOINTS AND SCORING RADIAL ON CURVED STREETS.
7. TRANSVERSE "LIGHT BROOM" FINISH FOR LONGITUDINAL GRADES UNDER 10%. TRANSVERSE "HEAVY BROOM" FINISH FOR LONGITUDINAL GRADES OVER 10%.
8. SEE BREA STD PLAN 101 GENERAL NOTES, NOTE NO.4, FOR MONUMENTATION.

BREA CALIFORNIA
CITY OF BREA

SIDEWALK

APPROVED: CITY ENGINEER

DATE: 10-15-2013

STD. PLAN NUMBER
103-0
SHEET 2 OF 2

BID DOCUMENT 1-23-2025

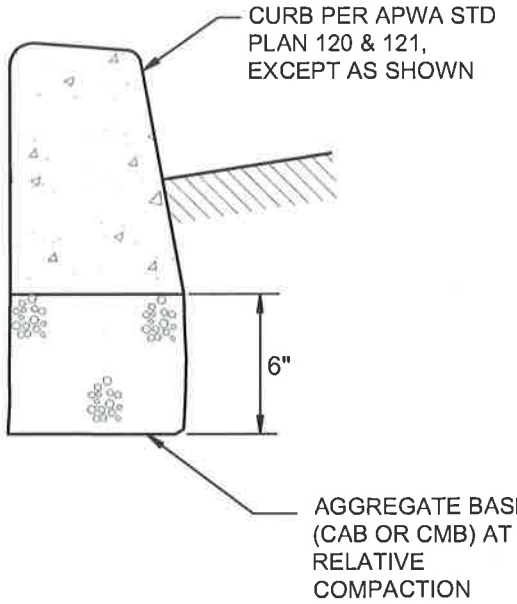

TYPE A1 OR B1

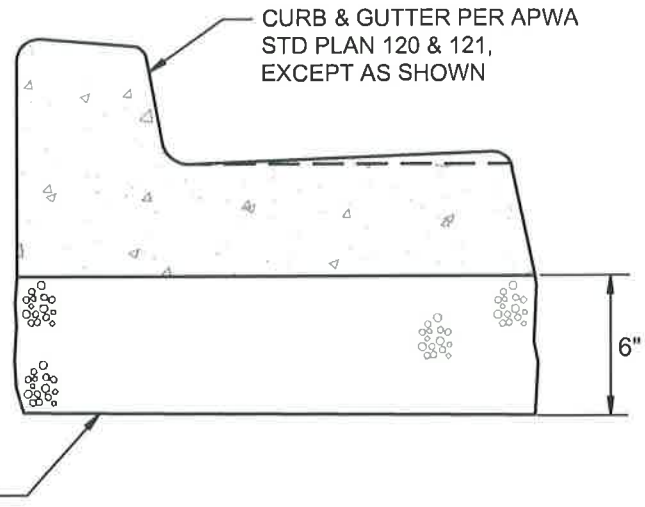

TYPE A2 OR B2

NOTES:

1. UNLESS OTHERWISE SPECIFIED ON PLANS AND SPECIFICATIONS, CONCRETE SHALL BE PER BREA STD PLAN 101.
2. MEDIAN CURBS SHALL NOT BE SLOPED AWAY FROM MEDIAN WITHOUT PRIOR APPROVAL BY THE CITY ENGINEER.
3. ADDITIONAL NOTES SHALL BE PER APWA STD PLAN 120 & 121.

CITY OF BREA

CONCRETE CURB AND GUTTER

APPROVED: CITY ENGINEER

DATE: 10-15-2013

STD. PLAN NUMBER 106-0

SHEET 1 OF 2

BID DOCUMENT 1-23-2025

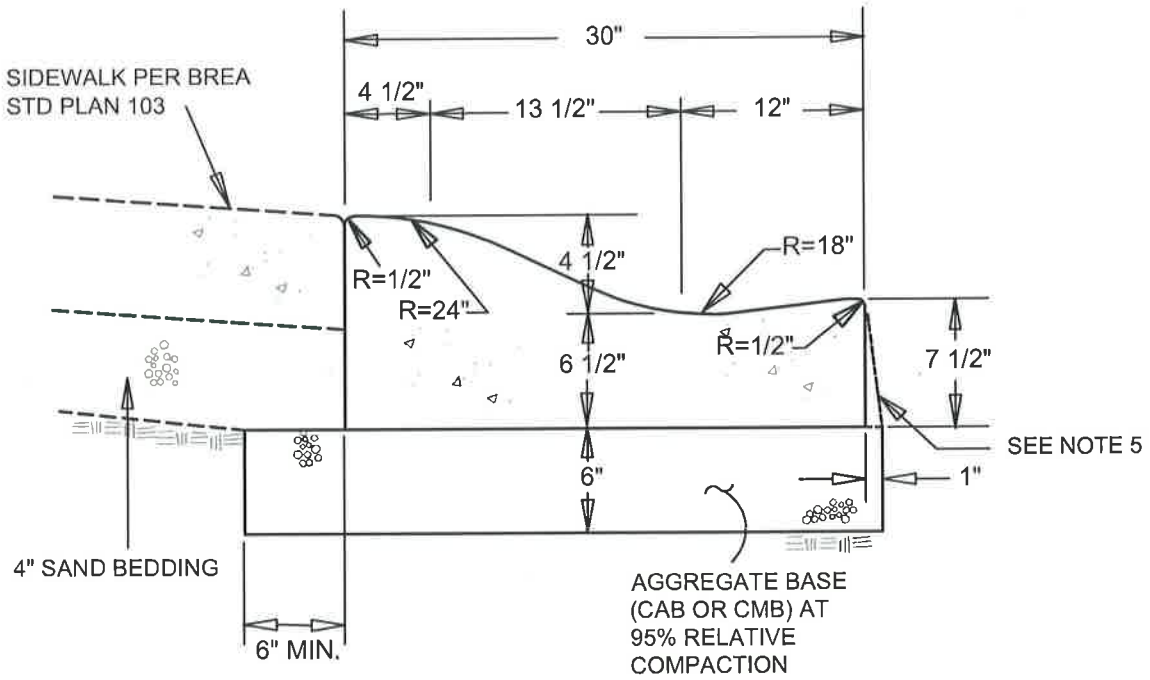

ROLLED CURB AND GUTTER

NOTES:

1. USE OF ROLLED CURB MAY BE RESTRICTED BY SURFACE DRAINAGE CONSIDERATIONS.
2. SIDEWALK CONSTRUCTED CONTIGUOUS TO ROLLED CURB SHALL BE 6 INCHES THICK MINIMUM.
3. WHERE LONGITUDINAL SLOPE IS LESS THAN 0.40 % THE FLOW LINE SHALL BE WATER TESTED.
4. CONSTRUCT 1/2" EXPANSION JOINT AT ALL COLD JOINTS, AT BEGINNING AND END OF CURB RETURNS, AND AT 300 FT. MAX. INTERVALS FOR EXTRUDED CURB AND 30 FT. MAX. INTERVALS FOR FORMED CURB. WEAKENED PLANE JOINTS SHALL BE FORMED AT THE REMAINING 20-FOOT INTERVALS.
5. ONE INCH BATTER AT CURB FACE IS OPTIONAL.
6. ROLLED CURBS ARE PROHIBITED IN AREAS WHERE FLOW LINE GRADIENT IS LESS THAN 0.80 % UNLESS OTHERWISE APPROVED BY THE CITY ENGINEER.
7. ALL UTILITY BOXES AND COVERS ADJACENT TO ROLLED CURB SHALL BE HS-20 RATED "TRAFFIC BEARING" TYPE.

BREA CALIFORNIA
CITY OF BREA

CONCRETE CURB AND GUTTER

APPROVED: CITY ENGINEER

DATE: 10-15-2013

STD. PLAN NUMBER
106-0
SHEET 2 OF 2

BID DOCUMENT 1-23-2025

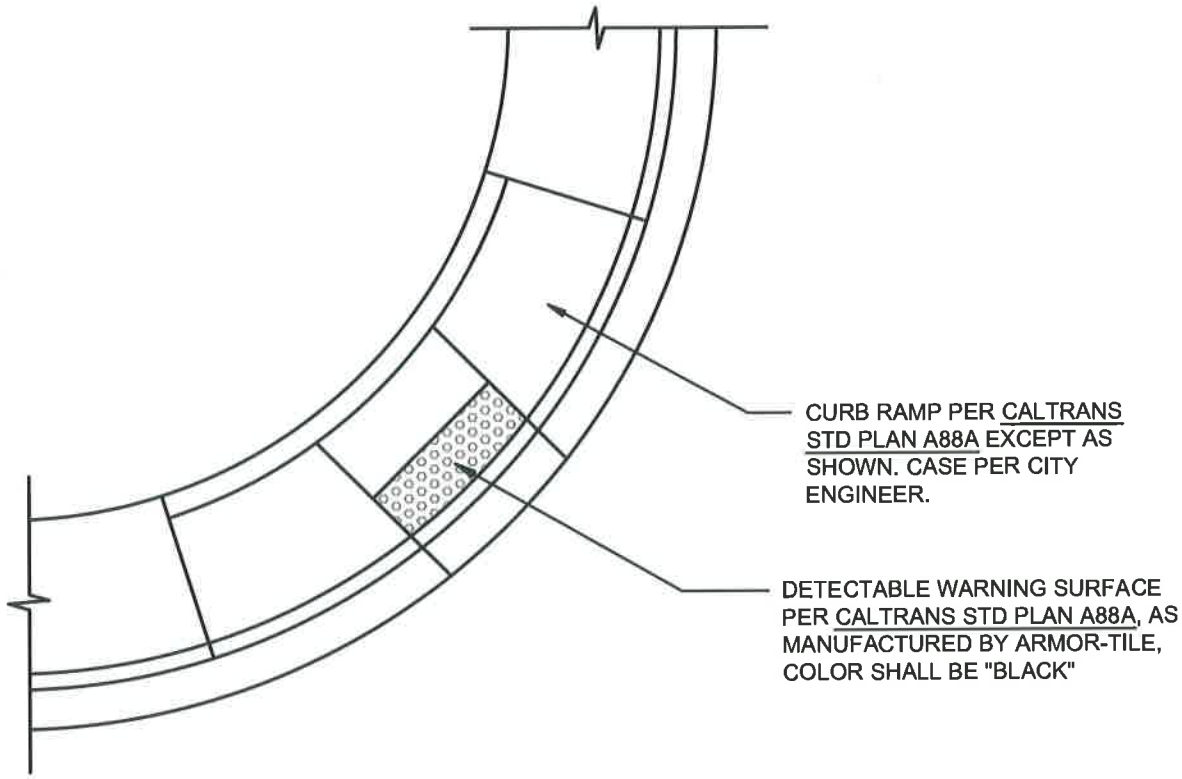

PLAN VIEW

BREA CALIFORNIA
CITY OF BREA

CURB RAMP

APPROVED: CITY ENGINEER

DATE: 10-15-2013

STD. PLAN NUMBER
107-0
SHEET 1 OF 1

BID DOCUMENT 1-23-2025

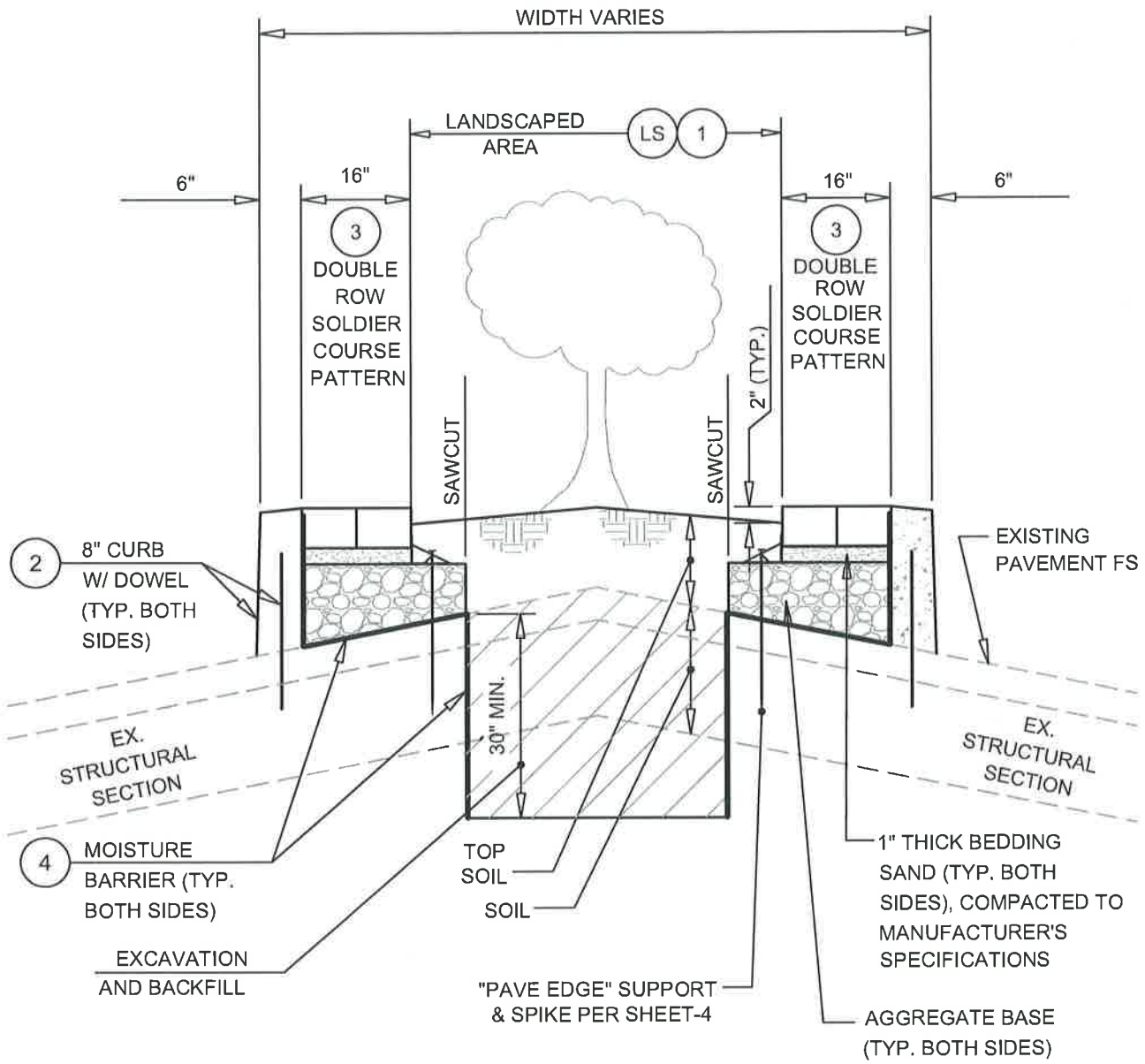

MEDIAN SECTION WITH BRICK BANDING (EXISTING STREET)

NOTES: SEE SHEET-2

CITY OF BREA

LANDSCAPE MEDIAN

APPROVED: CITY ENGINEER

DATE: 10-15-2013

STD. PLAN NUMBER 118-0

SHEET 1 OF 4

BID DOCUMENT 1-23-2025

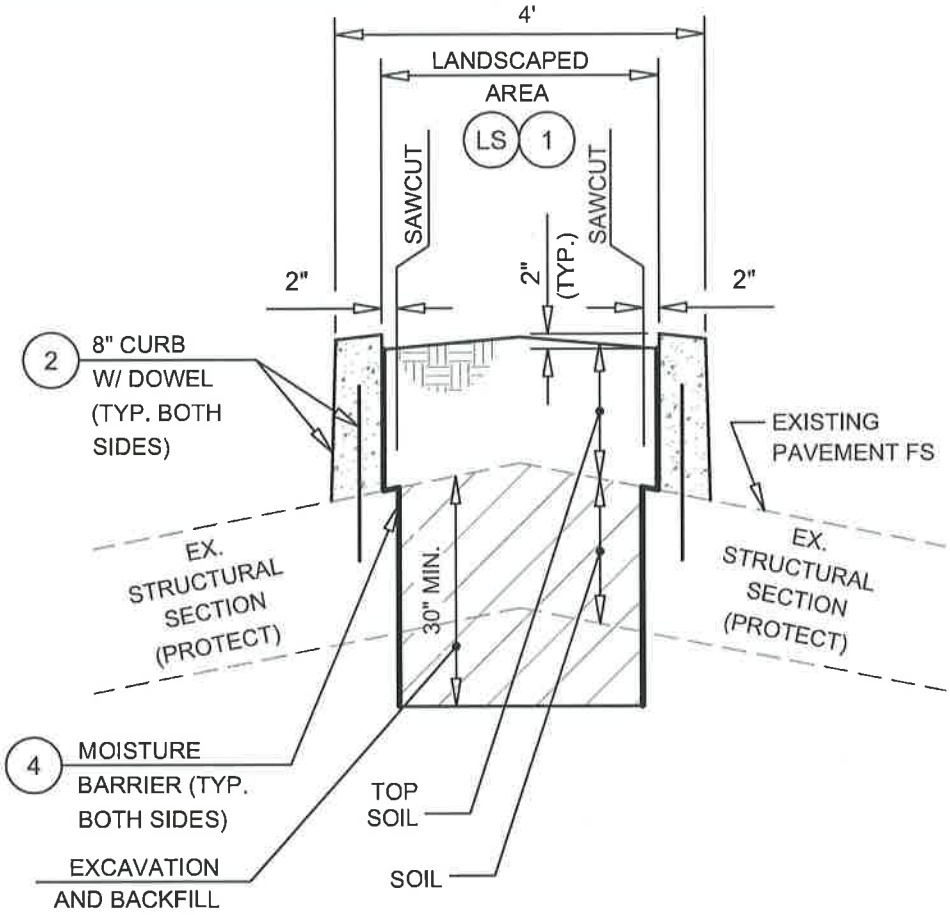

MEDIAN SECTION AT NARROW NOSE (EXISTING STREET)

NOTES:

LS INSTALL LANDSCAPING AND IRRIGATION IMPROVEMENTS PER PLANS.

1 SAWCUT AND REMOVE EXISTING ROADWAY STRUCTURAL SECTION AND SOIL TO 30" BELOW EXISTING AC SURFACE. PLACE IMPORTED CLASS A TOP SOIL TO ELEVATION 2-INCHES LOWER THAN TOP OF BACK OF CURB OR ADJACENT BRICK PAVERS.

2 SANDBLAST CONFLICTING EXISTING MEDIAN STRIPING AND CONSTRUCT PCC CURB W/ DOWEL (8" CF) PER APWA STD PLAN 120.

3 INSTALL SAND-SET PAVER EDGE BANDS OR INFILL PER INTERLOCKING PAVER INSTALLATION DETAIL ON SHEET-4.

4 INSTALL 30MM THICK PLASTIC MOISTURE BARRIER PER TYPICAL SECTIONS AND MANUFACTURER'S SPECIFICATIONS/ DEPTH OF BARRIER SHALL BE 30" MIN.

BREA CALIFORNIA CITY OF BREA	LANDSCAPE MEDIAN		
	APPROVED: CITY ENGINEER	DATE: 10-15-2013	STD. PLAN NUMBER 118-0 SHEET 2 OF 4

BID DOCUMENT 1-23-2025

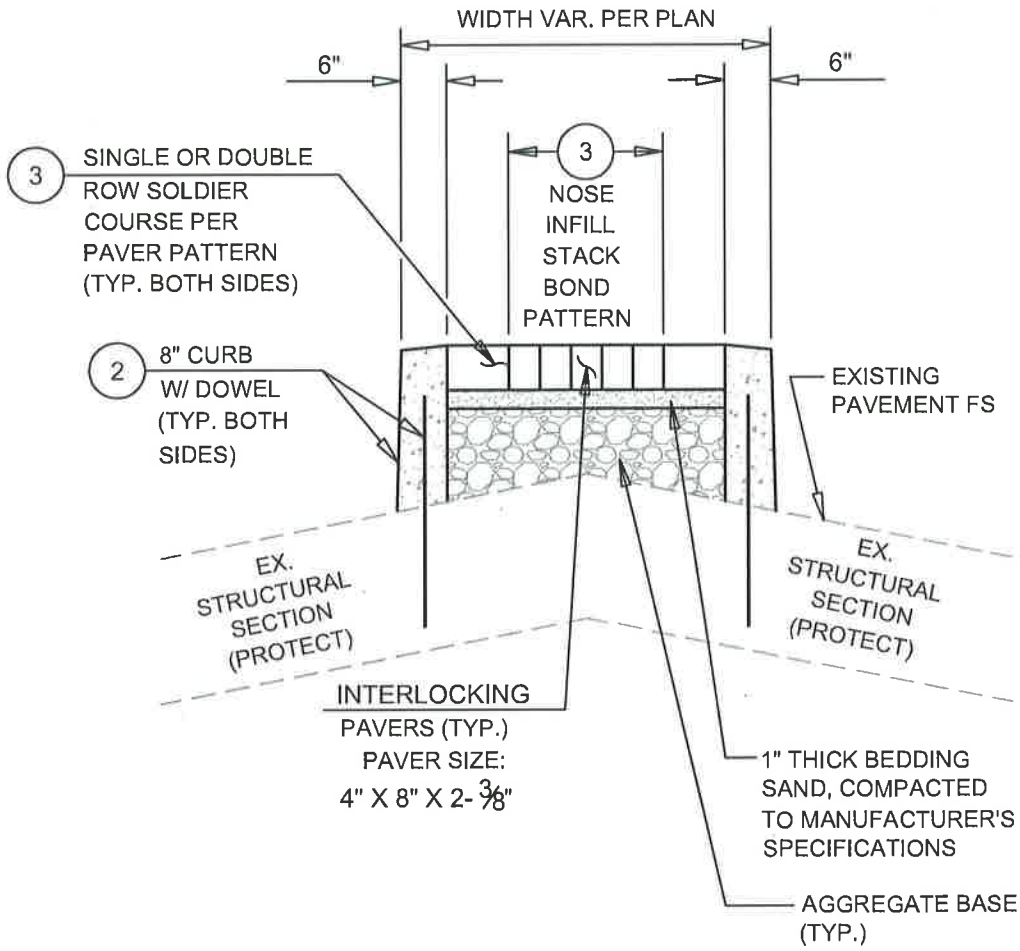

MEDIAN SECTION AT HARDSCAPE AREA (EXISTING STREET)

NOTES: SEE SHEET-2

CITY OF BREA

LANDSCAPE MEDIAN

APPROVED: CITY ENGINEER

DATE: 10-15-2013

STD. PLAN NUMBER 118-0

SHEET 3 OF 4

BID DOCUMENT 1-23-2025

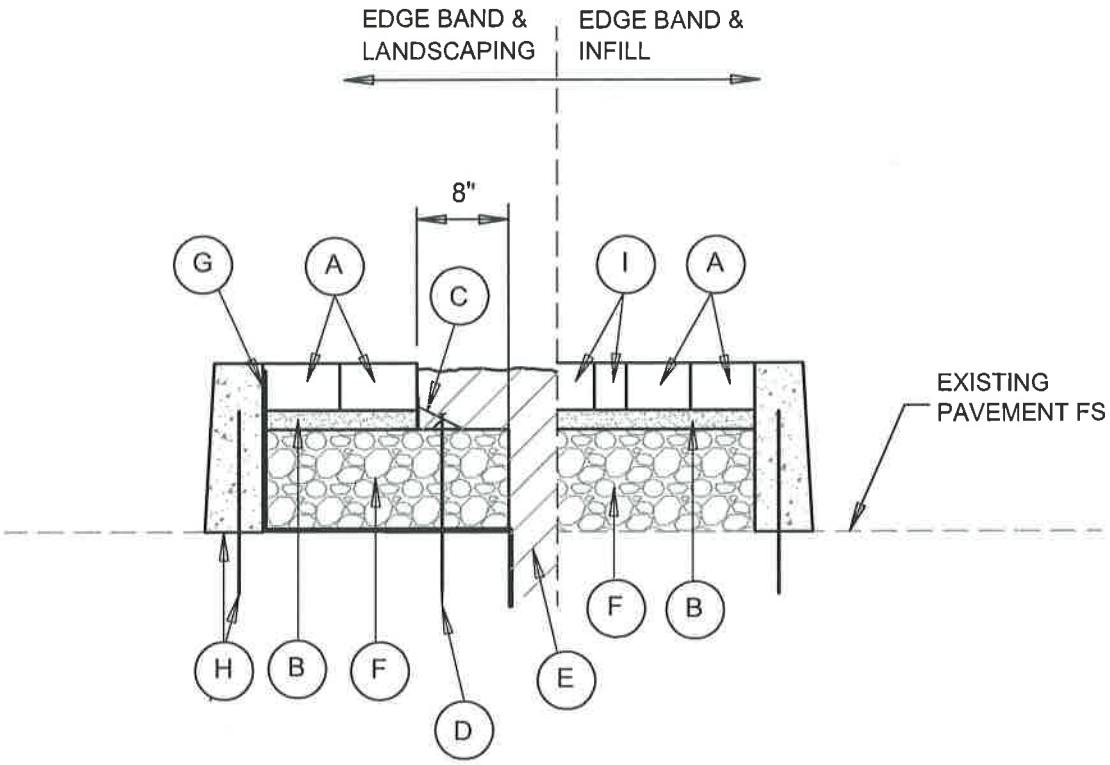

INTERLOCKING PAVER INSTALLATION
(EXISTING STREET)

NOTES:

A. INTERLOCKING PAVER. PAVER SIZE: 4" x 8" x 2-3/8" EDGE BAND. SINGLE OR DOUBLE ROW SOLDIER COURSE PATTERN.

B. 1" THICK BEDDING SAND.

C. "PAVE EDGE" RIGID SUPPORT BY PAVE TECH, INC., OR APPROVED EQUAL.

D. "PAVE EDGE" SPIKE. SPACING PER MANUFACTURER'S SPECIFICATIONS.

E. NON-COMPACTED PLANTING AREA SOIL.

F. 4-5/8" THICK AGGREGATE BASE PER SPECIFICATIONS. BASE EXTENDS 8" BEYOND EDGE OF PAVERS.

G. MOISTURE BARRIER. SEAL TO BACK OF CURB (TYP. ON BOTH SIDES).

H. 8" CURB WITH DOWEL.

I. INTERLOCKING PAVER. PAVER SIZE: 4" x 8" x 2-3/8" INFILL. STOCK BOND PATTERN.

BREA CALIFORNIA CITY OF BREA	LANDSCAPE MEDIAN		
	APPROVED: CITY ENGINEER	DATE: 10-15-2013	STD. PLAN NUMBER 118-0 SHEET 4 OF 4

BID DOCUMENT 1-23-2025

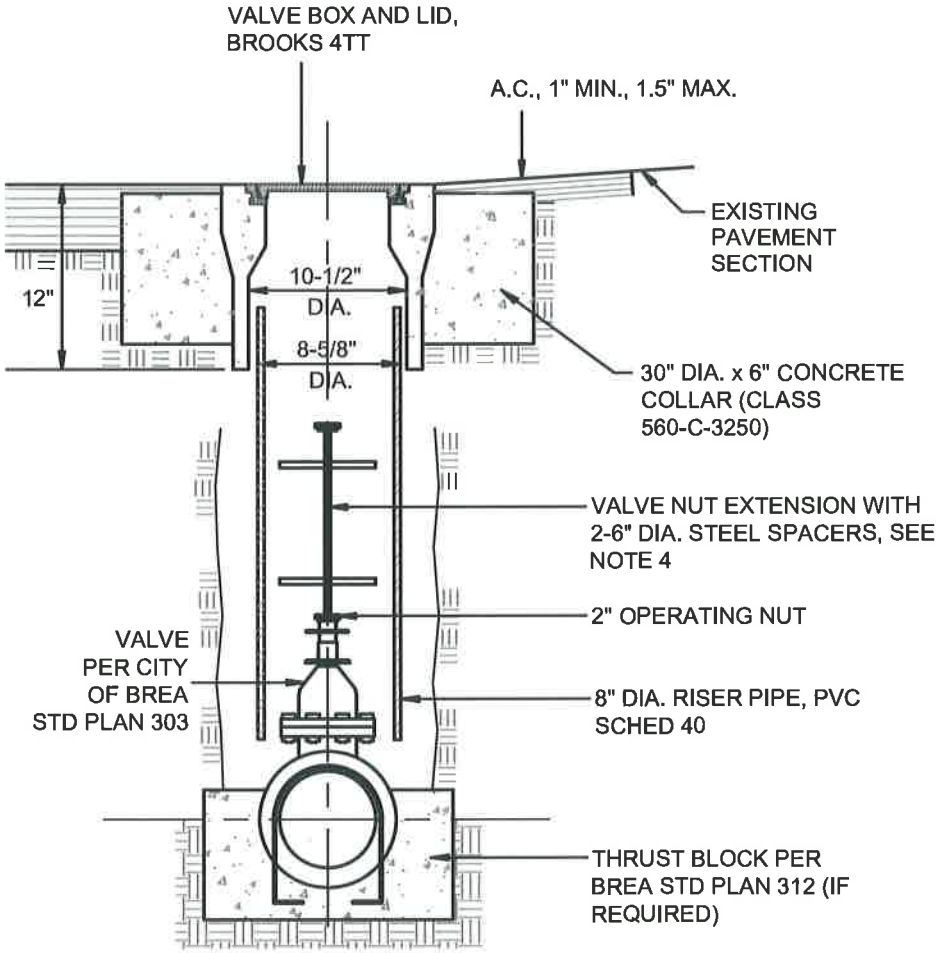

COVER PLAN

RISER RING

NOTES:

1. ADJUST CAP, FLUSH TO FINISHED STREET GRADE.
2. RISER PIPE MUST BE INSTALLED PLUMB AND SHALL BE CENTERED ON THE OPERATING NUT.
3. VALVE SIZE, STATION AND LOCATION SHALL BE SHOWN ON PLANS.
4. VALVE NUT EXTENSION IS REQUIRED IF VALVE NUT IS GREATER THAN 5' (FEET) BELOW SURFACE. VALVE NUT EXTENSION TO BE 2" (INCH) SQUARE AND 2' (FEET) TO 3' (FEET) BELOW SURFACE. EXTENSION SHALL BE EPOXIED ON THE OUTSIDE OF THE METAL.

BREA CALIFORNIA
CITY OF BREA

VALVE BOX ASSEMBLY

APPROVED: CITY ENGINEER

DATE: 10-15-2013

STD. PLAN NUMBER
309-0
SHEET 1 OF 1

BID DOCUMENT 1-23-2025

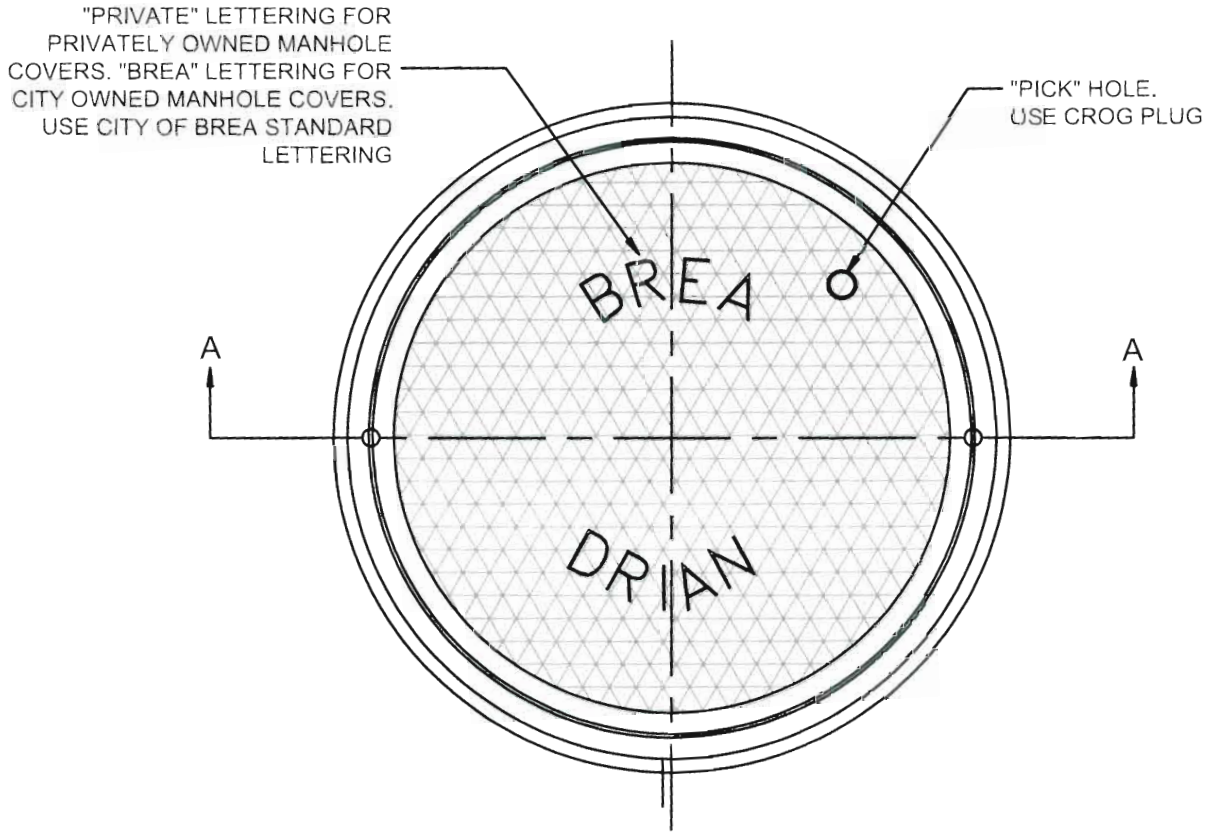

WEIGHTS:

FRAME = 30 LBS

COVER = 100 LBS

ALLOWABLE VARIATION = 5%

NOTES:

UNLESS OTHERWISE SPECIFIED ON PLANS AND SPECIFICATIONS:

1. ALL MANHOLE FRAMES AND COVERS SHALL BE SET TO FINISH GRADE.
2. SEE BREA STD PLAN 207 FOR TRAFFIC FRAME AND COVER.
3. PARKWAY COVERS SHALL HAVE TWO (2) DIAMETRICALLY OPPOSED STAINLESS STEEL, SOCKET HEAD, SET SCREWS THROUGH THE PERIPHERY, OPPOSITE TAPPED HOLES IN THE FRAME.
4. SPECIFY "STORM DRAIN" OR APPLICABLE LETTERING FOR COVER.

BREA CALIFORNIA

CITY OF BREA

FRAME AND COVER (PARKWAY)

APPROVED: CITY ENGINEER

DATE: 10-15-2013

STD. PLAN NUMBER 402-0

SHEET 1 OF 1

BID DOCUMENT 1-23-2025

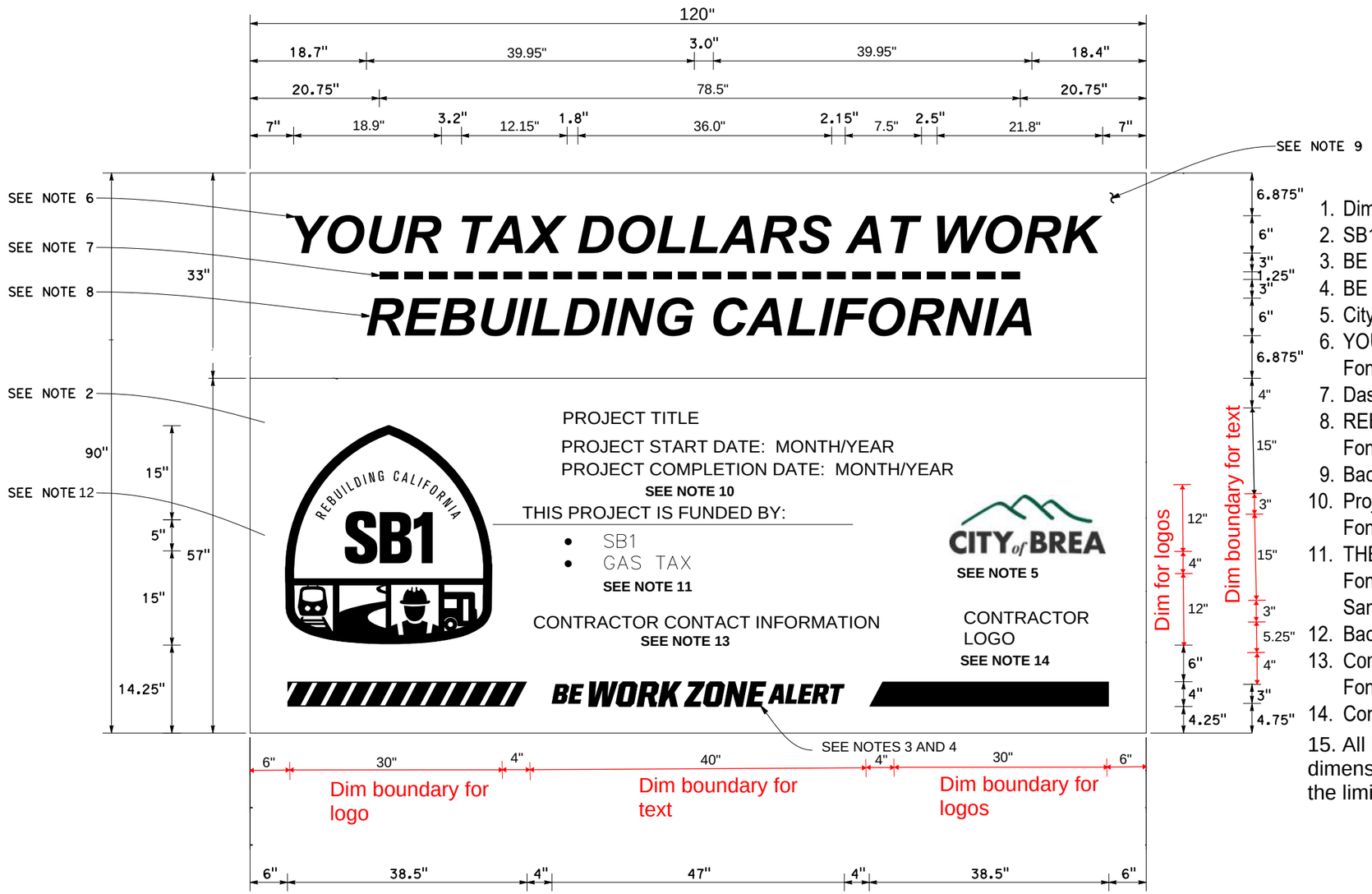

NOTES:

1. Dimensions for the 120x90 sign are provided on the figure.
2. SB1 Logo
3. BE WORK ZONE ALERT Logo
4. BE WORK ZONE ALERT RIBBON: Pantone #137 Orange
5. City Logo: Colors of Logo as Provided by City
6. YOUR TAX DOLLARS AT WORK: Pantone #P179-15C Black, Font: Arial Bold Italic
7. Dashed Line: Pantone #P179-15C Black
8. REBUILDING CALIFORNA: Pantone #P179-15C Black, Font: Arial Bold Italic
9. Background: Pantone #137 Fluorescent Orange
10. Project Name: Pantone #P179-15C Black
    Font: Arial BlackSame font and color for stat and completion date
11. THESE PROJECT ARE FUNDED BY: Pantone P#179-15C Black
    Font: Arial Black
    Same Font and color for funding sources
12. Background – White
13. Contractor Contact Information: Pantone #P179-15C Black
    Font: Arial Black
14. Contractor Logo" Color per Contractor
15. All lettering size to be 5" unless otherwise dimensioned herein. Text shall be equally spaced within the limits of the dimensioning shown.

PROJECT INFORMATION SIGN

NTS

BID DOCUMENT 1-23-2025

APPENDIX B

CONTRACTORS BUSINESS LICENSE APPLICATION

CITY OF BREA

BUSINESS LICENSE TAX APPLICATION
OUT-OF-CITY CONTRACTORS

Please submit completed application with payment (see fee schedule below) and copy of current contractor's license (pocket card) to:

City of Brea, Business License Division,
1 Civic Center Cir., Brea, CA 92821
(714) 990-7686 office Fax (714) 671-4484
BusinessLicenseInfo@CityOfBrea.net

1. BUSINESS NAME (use exact name as contractor's license)	START DATE (Brea)	
2. BUSINESS ADDRESS (physical address)	BUSINESS TELEPHONE NO.	BUSINESS FAX NO.
3. MAILING NAME AND ADDRESS (if different from business address) Include corp. name if applicable	NO. OF EMPLOYEES (Brea)	
	LOCAL CONTACT NAME, TITLE, RESIDENCE PHONE NO.	
4. TYPE OF BUSINESS: State fully the exact nature of business.		
5. FEDERAL EMPLOYER ID NO.	STATE EMPLOYER ID NO. (EDD #)	
6. CALIFORNIA STATE CONTRACTOR'S LICENSE NO. & CLASSIFICATION	CALIFORNIA SELLER'S PERMIT NO./ RESALE NO. (if applicable)	CALIFORNIA STATE PROFESSIONAL LICENSE NO. (if applicable)

OWNER/OFFICER INFORMATION

7. Please check the type of ownership and complete information.

☐ Sole Proprietorship	☐ Partnership	☐ Husband & Wife	☐ Limited Liability	☐ Corporation	☐ Trust

Name:	Title:	Home Phone No:
Home Address:	City & State:	Zip:
SSN (Only Sole or Partnership):	DL # (Only Sole or Partnership):	
Name:	Title:	Home Phone No:
Home Address:	City & State:	Zip:
SSN (Only Partnership):	DL # (Only Partnership):	
Name:	Title:	Home Phone No:
Home Address:	City & State:	Zip:

PAYMENT OF THIS TAX DOES NOT CONSTITUTE ZONING, BUILDING, OR FIRE CODE APPROVAL. CHECK WITH THE DEVELOPMENT SERVICES DEPARTMENT TO DETERMINE IF YOUR BUSINESS CAN BE LEGALLY ESTABLISHED AT YOUR LOCATION.

8. **I DECLARE UNDER PENALTY OF PERJURY THAT THE FOREGOING IS TRUE AND CORRECT**

Signature _____ Print Name _____ Title _____ Date _____

FOR OFFICE USE ONLY

ACCOUNT NO.	ORDINANCE	CLASSIFICATION
EFFECTIVE DATES	ISSUE DATES	FEE

NOTES:

SCHEDULE OF FEES (based on State contractor's classification):

	3-Months	6-Months	1-Year
CLASS A- General Engineering Contractor	$50.00	$90.00	$150.00
CLASS B- General Building Contractor	$40.00	$60.00	$100.00
CLASS C- Specialty Contractor	$20.00	$36.00	$ 60.00

Rev. 01/10

BID DOCUMENT 1-23-2025

APPENDIX C

INSURANCE AND INDEMNITY REQUIREMENTS

City of Brea Insurance Requirements

Construction Projects

(Capital improvement projects, other construction and remodeling, etc.)

Asbestos Related Projects

(Abatement, removal, etc.)

The insurance requirements below summarize, but do not supersede, the insurance requirements addressed in the body of the Bid Specifications. You are advised to refer to the bid specifications in addition to the information provided below. (Some projects may have different/additional requirements).

It is highly recommended that you consult your insurance carrier(s) or broker(s) to determine in advance of bid submission the availability and cost of insurance as prescribed and provided herein. Failure to comply with the insurance requirements may result in your bid or proposal not being considered for award of contract. While unlikely to be granted, any proposed deviations from the standards listed below will require City pre-approval.

Type of Insurance Coverage	**General Liability**	**Automobile Liability**	**Workers' Compensation**
Required by Contract?	Yes	Yes	Yes
Minimum Limits of Coverage	$2,000,000 Combined Single Limit Per Occurrence Minimum	$2,000,000 Combined Single Limit Per Occurrence Minimum	Workers' Compensation to Statutory Limits; $1,000,000 Employers' Liability Limit
Minimum A.M. Best's Guide Rating / Other Requirements	A / VII	A / VII	A / VII or State Compensation Insurance Fund
Additional Insured Endorsement Required? Need ISO Form Numbered CG 20 10 11 85 or similar	Yes	Yes	No
Waiver of Subrogation Endorsement Required?	Yes	Yes	Yes
Comments	Contract may require higher limits. Any asbestos clean-up will require "Environmental Impairment Liability Insurance" as per contract specifications.	Unless Contractor establishes that no vehicles will be used.	Not needed for sole proprietors or partnerships with no employees.

Owner's and Contractor's Protective (occurrence) - for bodily injury, death, and property damage arising out of any activities undertaken by Contractor in the performance of this Agreement. $2,000,000 Limit.

APPENDIX D

UNDERGROUND SERVICE ALERT IDENTIFICATION NUMBER FORM

UNDERGROUND SERVICE ALERT IDENTIFICATION NUMBER

(To be completed only by the awarded Contractor prior to excavation)

No excavation will be permitted until this form is completed and returned to the AGENCY.

Section 4216/4217 of the Government Code requires a Dig Alert Identification Number be issued before a Permit to Excavate will be valid.

To obtain a Dig Alert Identification Number, call Underground Service Alert at **811** a minimum of two working days before scheduled excavation.

Dig Alert Identification Number: _____

_____
Contractor

_____
By

_____
Title

Date: _____

Note: This form is required for every Dig Alert Identification Number issued by U.S.A. during the course of the Work. Additional forms may be obtained from the AGENCY upon request

APPENDIX E

WARRANTY BOND

SAMPLE

Bond No. _____

WARRANTY BOND

KNOW ALL PERSONS BY THESE PRESENTS that:

WHEREAS the City of Brea ("Owner") has awarded to

_____

("Principal"), a contract ("Contract") for the work described as follows:
_____

WHEREAS, Principal is required under the terms of the Contract to furnish a **one (1) year warranty** to make repairs or replacements made necessary by defects in materials, equipment or workmanship related to the Principal's construction of the Improvements.

NOW, THEREFORE, we, the undersigned Principal, and _____
_____
(Insert name, address , and telephone number of Surety)

("Surety"), a duly admitted surety insurer under the laws of the State of California, as Surety, are held and firmly bound unto Owner in the penal sum of _____
_____**Dollars ($XXX.XX)**, in lawful money of the United States of America, for the payment of which sum well and truly to be made, we bind ourselves, our heirs, executors, administrators, successors, and assigns, jointly and severally, firmly by these presents.

THE CONDITION OF THIS OBLIGATION IS SUCH THAT, if the hereby bounded Principal, his, her or its heirs, executors, administrators, successors or assigns, shall in all things stand to and abide by, and well and truly keep and perform all the undertakings, terms, covenants, conditions and agreements concerning the one (1) year warranty as set forth in the Contract and any alteration thereof made as therein provided, on the Principal's part to be kept and performed, all within the time and in the manner therein specified, and in all respects according to their true intent and meaning, then this obligation shall become null and void; otherwise, it shall be and remain in full force and effect.

In case suit is brought upon this bond, Surety further agrees to pay all court costs and reasonable attorneys' fees in an amount fixed by the court.

FURTHER, the Surety, for value received, hereby stipulates and agrees that no change, extension of time, alteration, addition or modification to the terms of the Contract, or of the work to be performed thereunder, or the specifications for the same, shall in any way affect its obligations under this bond, and it does hereby waive notice of any such change, extension of time, alteration, addition, or modification to the terms of the Contract or to the work or to the specifications thereunder. Surety hereby waives the provisions of California Civil Code §§ 2845 and 2849. The City of Brea is the principal beneficiary of this bond and has all rights of a party thereto.

IN WITNESS WHEREOF, two (2) identical counterparts of this instrument, each of which shall for all purposes be deemed an original hereof, have been duly executed by Principal and Surety, on the date set forth below, the name of each corporate party being hereto affixed and these presents duly signed by its undersigned representative(s) pursuant to authority of its governing body.

Dated: _____

"Principal"	"Surety"
_____	_____
_____	_____
By: _____	By: _____
Its	Its
By: _____	By: _____
Its	Its
(Seal)	(Seal)

Note: This bond must be executed in duplicate and dated, all signatures must be notarized, and evidence of the authority of any person signing as attorney-in-fact must be attached.

BID DOCUMENT 1-23-2025

APPENDIX F

NPDES REQUIREMENTS

BEST MANAGEMENT PRACTICES

BID DOCUMENT 1-23-2025

Construction Runoff Guidance Manual

for Contractors, Project Owners, and Developers

December 2012

Orange County Stormwater Program:
A Cooperative Project of the County of Orange,
Cities of Orange County and
Orange County Flood Control District

PROJECT Pollution PREVENTION

BID DOCUMENT 1-23-2025

Perimeter / Linear Controls: Establishing linear BMPs to reduce the potential for sediment discharge across a slope, at the project's perimeter, or to Environmentally Sensitive Areas (ESAs)	
Type	**Description**

Table 6: Storm Drain Inlet Protection BMPs

Storm Drain Inlet Protection: Ponding and/or filtering stormwater to remove pollutants (primarily sediment) from entering the storm drain system.	
Type	**Description**
Storm Drain Inlet Protection	Filtering or ponding of stormwater before it enters a storm drain inlet to reduce the amount of sediment that discharges. Storm drain inlet protection should be implemented at every storm drain inlet that receives runoff from active construction areas. Ponding of sediment laden stormwater can provide the best results if the ponding capacity is appropriate for the tributary drainage area. Ponding may be limited by street traffic constraints. Other sediment controls such as check dams should be used upstream to reduce the amount of sediment that reaches the storm drain inlet protection. After a storm sediment that has settled must be cleaned up. Reference: CASQA SE-10, SE-14.

BID DOCUMENT 1-23-2025

Table 7: Sediment Capture BMPs

Sediment Capture: Capturing sediment in channelized stormwater to reduce sediment discharge.	
Type	**Description**
Sediment Trap / Basin	Constructing a temporary containment area to detain runoff to allow for deposition of sediment prior to stormwater discharge. Sediments traps / basins are effective when implemented within the downstream section of a construction site or at discharge points. Sediment traps can be effectively implemented throughout a large construction site. Sediment basins can efficiently be developed at locations where future post-construction basins will be utilized. Sediment traps should only be used for tributary drainage areas below 5 acres. Sediment basins should be used for tributary drainage areas between 5 and 75 acres. Sediment traps / basins can be large and may not be suitable for small construction projects. Sediment traps / basins should be sized by a Registered Civil Engineer to ensure they have sufficient capacity. Sediment traps / basins should not hold water for longer than 72 hours. Local agencies may have stricter vector control and child safety fence requirements. Typically dikes, swales, or piping are required to direct runoff to traps / basins. Reference: CASQA SE-2, SE-3
Check Dams	Constructing small barriers along a swale or channel to reduce channel erosion and allow for deposition of sediment. Check dams are effective for sediment control within un-stabilized concentrated flow paths on the construction site such as swales, ditches, or channels. Typically, check dams are constructed of rock, sand / gravel bags or fiber rolls. Effective check dams will collect sediment behind each check dam which must be removed regularly to maintain the performance of the check dam. Check dams should not be constructed with straw bales or silt fence. Reference: CASQA SE-4, SE-5, SE-6, SE-8

BID DOCUMENT 1-23-2025

Table 8: Street Cleaning BMPs

Street Cleaning: Cleaning streets and other paved areas that have collected sediment and/or debris to prevent it from entering the storm drain system.	
Type	**Description**
Street Sweeping and Vacuuming	Cleaning sediment from streets and roadways to reduce the potential discharge to storm drain inlets or receiving waters. Sweeping and vacuuming should be implemented on all paved areas within and adjacent to construction sites. Inspect and maintain areas subject to sediment tracking on a daily basis. Utilize methods that collect and remove sediment instead of methods that simply spread the sediment around. Reference: CASQA SE-7

3.4.3 Wind Erosion Control (WE)

Wind Erosion Control is any practice that protects the soil surface and prevents the soil particles from being detached by wind. Wind Erosion Control is also referred to as dust control.

Table 9: Wind Erosion Control BMPs

Wind Erosion Control: Covering or wetting exposed soil to prevent erosion by-way-of wind.	
Type	**Description**
Wind Erosion Control	Preventing wind from causing erosion or dust. Examples include: wet suppression, chemical dust suppression, covering exposed sediment, and minimizing disturbed area though scheduling. Wind erosion control should be implemented at every construction project throughout all disturbed areas. Wet suppression is sufficient for most projects if implemented regularly. Other requirements (Clean Air Act, Air Quality Management Districts, etc.) typically address wind erosion control. Chemical dust suppression should only be implemented when it will have no negative environmental impacts. Reference: CASQA WE-1

BID DOCUMENT 1-23-2025

Wind Erosion Control: Covering or wetting exposed soil to prevent erosion by-way-of wind.	
Type	**Description**

3.4.4 Tracking Control (TC)

Tracking Control is any practice that prevents or reduces the amount of sediment that is tracked to paved areas from unpaved areas by vehicles or construction equipment.

Table 10: Tracking Control BMPs

Tracking Control: Reducing the amount of sediment that leaves the site from vehicles and construction equipment.	
Type	**Description**
Stabilized Construction Entrance / Exit	Constructing a stabilized surface where sediment can be dislodged from vehicle and equipment tires before being tracked onto off-site paved roads. Stabilized construction entrance / exits should be implemented at every construction project to prevent sediment tracking from the site. Stabilized construction entrances / exits should be 50 feet or more in length. The most common method is to place 3-6 inch rock at least 1 foot high over filter fabric. Additional rock may need to be added as sediment accumulates. Rumble plates can be added for additional sediment removal. Tracking controls are a minimum BMP requirement of the CGP. Reference: CASQA TC-1

BID DOCUMENT 1-23-2025

3.4.5 Non-Stormwater Management (NS)

Non-stormwater management is any practice that limits or reduces potential pollutants at their source before they are exposed to stormwater. Non-stormwater management typically involves day-to-day operations of the construction site and is usually under the control of the contractor. Non-stormwater management is often referred to as good housekeeping practices.

Table 11: Non-Stormwater Management BMPs

Non-Stormwater Management: Preventing construction related pollutants from contacting stormwater.	
Type	**Description**
Vehicle and Equipment Pollution Prevention	Preventing, containing, and disposing of pollutants from cleaning, fueling, and maintaining vehicles and equipment. Vehicle and equipment pollution prevention should occur at every construction project that cleans, fuels, or maintains vehicles or equipment. All cleaning, fueling, and maintenance performed on the site should occur in an area designated for the activity and at least 50 feet away from downstream storm drain facilities. Avoid “topping-off” of fuel tanks. Keep absorbent spill cleanup materials available; dispose of used materials properly. Train employees and subcontractors proper spill prevention, control, and cleanup procedures. Use drip pans or a secondary containment area for fueling and maintenance. Inspect for equipment leaks daily. Prevent wash water from entering storm drain system. Reference: CASQA NS-8, NS-9, NS-10
Dewatering Operations	Managing and/or treating the discharge of accumulated stormwater or non-stormwater (groundwater or water used during construction activities) to prevent unauthorized discharge. Dewatering operations should be implemented for any discharge of accumulated stormwater or non-stormwater. Primary concern with accumulated stormwater is sediment. Common methods for reducing sediment from a discharge are sediment traps / basins, weir tanks, dewatering tanks, filter bags / socks, media / cartridge filters. Risk Level and LUP Type 2 and 3 projects must sample accumulated stormwater discharge. As an alternative, accumulated stormwater can be pumped to another area on the site for infiltration to eliminate the need to discharge. Non-stormwater discharges typically require a separate discharge permit. An example of a dewatering filter bag for stormwater dewatering discharges is provided below. Reference:

BID DOCUMENT 1-23-2025

Non-Stormwater Management: Preventing construction related pollutants from contacting stormwater.	
Type	**Description**
	CASQA NS-2
Paving and Grinding Operations	Managing paving and grinding operations to reduce the potential for pollutant discharge. Paving and grinding operations should be implemented at every construction project that involves paving, resurfacing, of saw cutting. Avoid paving operations when rain is forecasted. Grindings, saw-cutting slurry, and waste / debris must be collected and recycled or properly disposed of; none of this should be allowed to enter the storm drain system. Do not apply seal coat, tack coat, slurry seal, or fog seal if rain is forecasted within the curing period. Reference: CASQA NS-3

3.4.6 Waste Management and Materials Pollution Control (WM)

Waste management and materials pollution control are practices that limit or reduce or prevent the contamination of stormwater by construction wastes and materials. Potential wastes include solid, sanitary, concrete, hazardous, and equipment-related. Waste management and materials pollution control is also often referred to as good housekeeping practices.

BID DOCUMENT 1-23-2025

Table 12: Materials Pollution Management BMPs

Materials Pollution Management: Handling, storing, and using construction materials with adequate precautions and control measures to reduce or prevent the contamination of stormwater.	
Type	**Description**
Stockpile Management	Covering or stabilizing stockpiles and providing sediment controls around the perimeter of stockpiles. Stockpile management should occur at every required stockpile within a construction project. Require stockpiles include those of soil, sand, PCC or AC rubble, cold mix asphalt, aggregate base or sub base, and treated wood. Stockpile management is effective against stormwater and wind erosion. All stockpiles can be covered with plastic or similar material. Alternatively, soil stockpiles may be protected with an erosion control (stabilization) practice. Raw materials such as cold mix treated wood should also be placed on top of plastic. Typical sediment controls placed around the perimeter of stockpiles are fiber rolls, silt fence, and sand / gravel bags. All stockpiles should be placed at least 50 feet away from downstream storm drain facilities. Reference: CASQA WM-3, SE-1, SE-5, SE-6, SE-8

BID DOCUMENT 1-23-2025

Materials Pollution Management: Handling, storing, and using construction materials with adequate precautions and control measures to reduce or prevent the contamination of stormwater.	
Type	**Description**
Material Delivery, Storage, and Use	Preventing and containing pollutant discharges from materials that are delivered, stored, and used on-site. Materials of concern include: petroleum products, asphalt, concrete, paints, solvents, soil stabilizers and binders, pesticides, herbicides, fertilizers, detergents, and other hazardous chemicals. Material delivery, storage, and use management should occur at every location of a construction project where materials of concern are delivered, stored, or used. All material delivery and storage should occur in an area designated for the activity and at least 50 feet away from downstream storm drain facilities. Minimize the quantities of materials of concern. Store materials in an enclosed area with secondary containment. Keep absorbent spill cleanup materials available; dispose of used materials properly. Train employees and subcontractors on proper spill prevention, control, and cleanup procedures. Avoid over-application of soil binders, pesticides, herbicides, and fertilizers. Reference: CASQA WM-1, WM-2, WM-4

Table 13: Waste Management BMPs

Waste Management: Handling, storing, and disposing of construction wastes with adequate precautions and control measures to reduce or prevent the contamination of stormwater.	
Type	**Description**
Spill Prevention and Control	Preventing, controlling, and cleaning up spills to reduce pollutant discharges from construction activities. Spill prevention and control should occur at every construction project that uses petroleum products, asphalt, concrete, paints, solvents, soil stabilizers and binders, pesticides, herbicides, fertilizers, detergents, or other hazardous chemicals. Train employees and subcontractors proper spill prevention, control, and cleanup procedures. Do not bury or wash spills away with water. Keep absorbent spill cleanup materials available; dispose of used materials properly. Report significant spills (those that cannot be contained by personnel in the immediate vicinity) to a local agency, such as the Fire Department, for cleanup assistance. Additional agencies may need to be contacted in the event of a significant spill. Reference: CASQA WM-4
Solid Waste Management	Containing and disposing of debris and non-hazardous waste to prevent it from being discharged to the storm drain system. Solid waste management and materials pollution control should occur throughout every construction project for non-hazardous

BID DOCUMENT 1-23-2025

Waste Management: Handling, storing, and disposing of construction wastes with adequate precautions and control measures to reduce or prevent the contamination of stormwater.	
Type	**Description**
	construction waste and scraps, trash from employees or subcontractors, and waste generated from demolition. Waste should be collected and contained in designated areas. Avoid using waste containers that do not have lids or are not watertight. Collect and dispose of loose trash and waste weekly. Reference: CASQA WM-5
Hazardous Waste Management	Containing and disposing of hazardous waste to prevent it from being discharged to the storm drain system. Hazardous waste management and materials pollution control should occur at every construction project that uses petroleum products, asphalt, concrete, paints, solvents, pesticides, herbicides, fertilizers, wood preservatives, or other hazardous chemicals. Train employees and subcontractors proper hazardous waste management and materials pollution control procedures. Store hazardous wastes in an enclosed area with secondary containment. Do not allow hazardous wastes to infiltrate at the site. Avoid overfilling hazardous waste containers. Hazardous wastes should be handled as required by Title 22. For projects that require demolition, lead-, cadmium-, or chromium-based paints, asbestos, and PCBs may exist and will require special treatment. All hazardous waste storage should occur in a designated area at least 50 feet away from downstream storm drain facilities. Hazardous wastes should be disposed of by a licensed hazardous waste transporter. Reference: CASQA WM-6
Concrete Waste Management	Containing and disposing of concrete waste to prevent it from being discharged to the storm drain system. Concrete Waste Management should occur at every construction project where concrete is poured, saw cut, grinded, or demolished. Inform all employees and subcontractors that washout from concrete trucks and concrete waste should be collected in concrete washout. Concrete washouts should be watertight and prevent any concrete waste from being able to discharge to the storm drain system. Avoid allowing concrete washout to become greater than 75% full. Concrete demolition debris may be stored by following the stockpile management BMP. Reference: CASQA WM-8, WM-3

BID DOCUMENT 1-23-2025

Waste Management: Handling, storing, and disposing of construction wastes with adequate precautions and control measures to reduce or prevent the contamination of stormwater.	
Type	**Description**
Sanitary Waste Management	Containing and disposing of sanitary waste to prevent it from being discharged to the storm drain system. Sanitary Waste Management should occur at every construction project that contains portable or permanent sanitary facilities. Avoid placing portable sanitary facilities in a concentrated flow path, such as a gutter. Use secondary containment under portable sanitary facilities. Contract a licensed sanitary and septic waste hauler to maintain portable sanitary facilities. All portable sanitary facilities should be located at least 50 feet away from downstream storm drain facilities. If a spill occurs, follow federal, state, and local regulations for containment and cleanup. Reference: CASQA WM-9

BID DOCUMENT 1-23-2025

3.4.7 Inspection and Maintenance Frequency Summary

	Santa Ana Region Criteria (only one need apply)			Inspection Frequency	
				Wet Season (Oct. – Apr.)	**Dry Season (May – Sep.)**
High	All sites 20 acres and larger	Sites over 1 acre tributary to Clean Water Act Section 303(d) waters listed for sediment or turbidity impairment.	Sites tributary to and within 500 feet of an Area of Special Biological Significance (ASBS).	Monthly	Conduct at a frequency to ensure that sediment and other pollutants are properly controlled and that unauthorized, non-stormwater discharges are prevented.
Medium	All sites between 5 to 20 acres where none of the other above criteria apply.			Twice during wet season	
Low	All sites less than 5 acres where none of the other above criteria applies.			Once during wet season	

When BMPs or BMP maintenance is deemed inadequate or out of compliance, an inspection frequency of once every week will be maintained until BMPs and BMP maintenance are brought into compliance (regardless of site prioritization).

San Diego Region Criteria (only one need apply)			Inspection Frequency	
			Wet Season (Oct. – Apr.)	**Dry Season (May – Sep.)**
All sites 30 acres or more in size with rough grading or active slopes occurring during wet season.	All sites one acre or more, and tributary to a CWA section 303(d) water body segment impaired for sediment or within or directly adjacent to, or discharging directly to, the ocean or a receiving water within an ESA.	Other sites determined by the Copermittees or the Regional Board as a significant threat to water quality.	Biweekly (Once every two weeks)	As needed during the dry season. Sites that meet any of the criteria for biweekly inspections during the wet season must be inspected at least once in August or September each year.
All sites one acre or larger where none of the above criteria apply.			Monthly	
All sites less than one acre where none of the above criteria apply.			As needed to ensure compliance with ordinances and MS4 Permit.	

Reinspection frequencies must be determined by each Copermittee based upon the severity of deficiencies, the nature of the construction activity, and the characteristics of soils and receiving water quality.

BID DOCUMENT 1-23-2025

4 References

Web links to permits listed in Table 1.

- National Pollutant Discharge Elimination System (NPDES) General Permit for Storm Water Discharges Associated with Construction and Land Disturbance Activities. Order number 2009-0009-DWQ. NPDES number CAS000002.

  www.waterboards.ca.gov/water_issues/programs/stormwater/construction.shtml

- Waste Discharge Requirements for the County of Orange, Orange County Flood Control District and The Incorporated cities of Orange County within the Santa Ana Region. Order number R8-2009-0030. NPDES number CAS618030.

  www.waterboards.ca.gov/rwqcb8/water_issues/programs/stormwater/oc_permit.shtml

- Waste Discharge Requirements for Discharges of Runoff from the Municipal Separate Storm Sewer Systems (MS4s) Draining the Watershed of the County of Orange, The Incorporated cities of Orange County, and The Orange County Flood Control District Within the San Diego Region. Order number R9-2009-0002 NPDES number CAS0108740.

  www.waterboards.ca.gov/rwqcb9/water_issues/programs/stormwater/oc_stormwater.shtml

- Statewide General Waste Discharge Requirements (WDRs) for Discharges to Land with a Low Threat to Water Quality. Order number 2003-0003-DWQ.

  www.waterboards.ca.gov/board_decisions/adopted_orders/water_quality/2003/wqo/wqo2003-0003.pdf

- General Discharge Permit for Discharges to Surface Waters of Groundwater Resulting from Groundwater Dewatering Operations and/or Groundwater Cleanup Activities at Sites within the San Diego Creek / Newport Bay Watershed Polluted by Petroleum Hydrocarbons, Solvents, Metals and/or Salts. Order number R8-2007-0041. NPDES number CAG918002.

  www.waterboards.ca.gov/santaana/board_decisions/adopted_orders/orders/2007/07_041_gen_wdr_sandiego_crk_11302007.pdf

- Discharges of Extracted Groundwater to Surface Waters Except for San Diego Bay. Order number R9-2008-0002. NPDES number CAG919002.

  www.waterboards.ca.gov/sandiego/board_decisions/adopted_orders/2008/r9-2008-0002.pdf

- General Waste Discharge Requirements for Discharges to Surface Waters that Pose an Insignificant (De Minimus) Threat to Water Quality. Order number R8-2009-0003. NPDES number CAG998001.

  www.waterboards.ca.gov/santaana/board_decisions/adopted_orders/orders/2009/09_003_deminimus_permit_wdr.pdf

- General NPDES Waste Discharge Requirements for Discharges of Hydrostatic Test Water and Potable Water to Surface Waters and Storm Drains or Other Conveyance Systems within the San Diego Region. Order number R9-2010-0003. NPDES number CAG679011.

  www.waterboards.ca.gov/sandiego/board_decisions/adopted_orders/2010/r9-2010-0003.pdf

BID DOCUMENT 1-23-2025

5 Glossary

ASBS – Area of Special Biological Significance. The Water Quality Control Plan for Ocean Waters of California (California Ocean Plan) designates 35 Areas of Special Biological Significance, two of which lie within the Santa Ana Regional Board jurisdiction:

- Newport Beach Marine Life Refuge (HU801.110)
- Irvine Coast Marine Life Refuge (HU801.110)

BMP – Best Management Practices (BMPs) are activities, practices, procedures, or facilities implemented to avoid, prevent, or reduce pollution of the stormwater system and receiving waters.

Common Plan of Development – Generally a contiguous area where multiple, distinct construction activities may be taking place at different times under one plan. A plan is generally defined as any piece of documentation or physical demarcation that indicates that construction activities may occur on a common plot. Such documentation could consist of a tract map, parcel map, demolition plans, grading plans or contract documents. Any of these documents could delineate the boundaries of a common plan area. However, broad planning documents, such as land use master plans, conceptual master plans, or broad-based CEQA or NEPA documents that identify potential projects for an agency or facility are not considered common plans of development.

Construction General Permit (CGP) – A National Pollution Discharge Elimination System (NPDES) permit (No. CAS000002) issued by the State Water Resources Control Board for the discharge of stormwater associated with construction and land disturbance activities of one acre or more (Order No. 2009-0009-DWQ).

Construction Project – any site for which building or grading permits are issued and where an activity results in the disturbance of soil such as soil movement, grading, excavation, clearing, road construction, structure construction, or structure demolition; and sites where uncovered storage of materials and wastes such as dirt, sand, or fertilizer occurs; or exterior mixing of cementaceous products such as concrete, mortar, or stucco will occur.

Demolition – an activity involving the demolishing or the destruction of a structure, facilities, or associated appurtenances.

Discharge – the release spill, leak, pump, flow, escape, leaching, dumping or disposal of any liquid, semi-solid, or solid substance.

Environmentally Sensitive Area (ESA) – includes but is not limited to all Clean Water Act Section 303(d) impaired water bodies; areas designated in the Ocean Plan as Areas of Special Biological Significance (ASBS) or by the State Water Resources Control Board (Water Quality Control Plan and amendments); water bodies designated with the RARE beneficial use by the State Water Resources Control Board (Water Quality Control Plan and amendments); areas designated as preserves or equivalent under the Natural Community Conservation Planning Program; and any areas designated as Critical Aquatic Resources (CARS) or other equivalent environmentally sensitive areas which have been identified by the County or city.

BID DOCUMENT 1-23-2025

Erosion – the wearing away of the ground surface as a result of the movement of wind, water, and/or ice

Erosion Control – the activity of reducing or eliminating erosion by using a combination of Best Management Practices to protect adjacent private property, watercourses, public facilities, and receiving waters from an abnormal deposition of sediment or dust.

Erosion Control Plan – A plan (including drawings, specifications, or other requirements) detailing the methods of implementing an erosion control system.

Municipal Separate Storm Sewer System (MS4) – the street gutter, channel, storm drain, catch basin, constructed drain, lined diversion structure, wash area, inlet, outlet, or other facility, which is part of or tributary to the County-wide stormwater runoff system and owned, operated, maintained, or controlled by the County / city, and used for the purpose of collecting, storing, transporting, or disposing of stormwater.

NPDES Permit – NPDES is an acronym for National Pollution Discharge Elimination System. NPDES is the national program for administering and regulating Sections 307, 318, 402 and 405 of the Clean Water Act (CWA).

Non-stormwater – any runoff or discharge not entirely composed of stormwater.

Notice of Intent (NOI) – an application submitted by the owner / operator of a project that constitutes his intent to be authorized by an NPDES permit issued for stormwater discharges associated with the construction activity indicated.

Notice of Termination – a form to discontinue coverage under an NPDES general permit for stormwater discharges associated with industrial activity and stormwater discharges associated with construction activity.

Pollutant – any liquid, solid or semi-solid substances that will interfere with or adversely affect the beneficial uses of the receiving waters, flora, or fauna of the state. A more detailed definition is included in the Water Quality Ordinance. Generally, pollutants can include such items as:

- Artificial materials
- Household wastes
- Metals and Non-metals
- Petroleum and related hydrocarbons
- Animal wastes
- Substances having a pH less than 6.5 or greater than 8.6, or unusual coloration, turbidity or odor
- Waste materials, sediment, and wastewater generated by construction sites and construction activities
- Pollutants defined by the Federal Clean Water Act
- Other constituents or materials, including but not limited to pesticides, herbicides, fertilizers, fecal coliform, fecal streptococcus or enterococcus, or eroded soils, sediment and particulate materials.

BID DOCUMENT 1-23-2025

Post-Construction BMPs – Structural and non-structural controls which detain, retain, or filter the release of pollutants to receiving waters after construction is complete and final stabilization is attained.

Qualified SWPPP Developer (QSD) – Individual who is authorized per the requirements of Order No. 2009-0009-DWQ to develop and revise SWPPP's.

Qualified SWPPP Practitioner (QSP) – Individual assigned responsibility by the owner for non-stormwater and stormwater visual observations, sampling and analysis, and responsibility to ensure full compliance with the Construction General Permit and implementation of all elements of the SWPPP, including the preparation of the annual compliance evaluation and the elimination of all unauthorized discharges.

RARE – Rare, Threatened, or Endangered Species (RARE) Uses of water that support habitats necessary, at least in part, for the survival and successful maintenance of plant or animal species established under state or federal law as rare, threatened or endangered.

Receiving Water – A river, lake, ocean, stream, or other watercourse identified in the Basin Plan into which waters may be discharged.

Regional Board – Regional Water Quality Control Boards administer water quality requirements within a watershed region. There are nine Regional Boards under the SWRCB. The SWRCB is one of five branches of the California Environmental Protection Agency The San Diego Regional Board and the Santa Ana Regional Board have jurisdiction in Orange County.

Runoff – Water originating from rainfall, melted snow, and other sources (e.g., sprinkler irrigation) that flows over the land surface to receiving waters.

Run-on – Off site stormwater surface flow which enters your site.

Scour – The erosive and digging action in a watercourse caused by flowing water.

Secondary Containment – Structures, usually dikes, berms, or large containers, surrounding tanks or other storage containers, designed to catch spilled material to prevent it from being discharged.

Sediment – Solid particulate matter, both mineral and organic that comes from the weathering of rock.

Sedimentation – The process of depositing soil particles, clays, sands, or other sediments that were picked up by runoff.

Sheet Flow – Flow of water that occurs overland in areas where there are no defined channels where the water spreads out over a large area at a uniform depth.

Storm Drains – Above- and below-ground structures for transporting stormwater to streams or outfall for flood control purposes.

Stormwater – Urban runoff and snowmelt runoff consisting only of those discharges, which originate from precipitation events.

Stormwater Pollution Prevention Plan (SWPPP) – Document required by the General Construction Permit to be developed and implemented by construction sites with 1 acre or greater of soil disturbance, or less than 1 acre but part of a greater common plan of development. The SWPPP emphasizes the use of appropriately selected, correctly installed, and maintained

BID DOCUMENT 1-23-2025

pollution reduction BMPs. This approach provides the flexibility necessary to establish BMPs that can effectively address source control of pollutants during changing construction activities.

State Water Resources Control Board (SWRCB) – California agency that implements and enforces water quality and NPDES permit requirements and oversees the Regional Boards.

Waste Discharge Identification (WDID) Number – an identification number assigned by the State Water Resources Control Board upon receipt of a complete NOI.

BID DOCUMENT 1-23-2025

Appendix A: Permit Determination Flowcharts

This appendix includes flowcharts for project owners or developers to quickly determine which permits are required for a particular project and a short description of each permit. For each project, follow the questions in each of the three flow charts to determine construction permitting and site management requirements. For example if a project is less than an acre, but requires dewatering, the reader should quickly understand that the CGP does not apply to them, but that they need to read more about dewatering permits.

To use this appendix, follow Steps 1-3 for each project. After following the steps, refer to Sections 2.1 and 2.2 for details on the specific permits and ordinances that may affect your project.

Step 1: Project Size

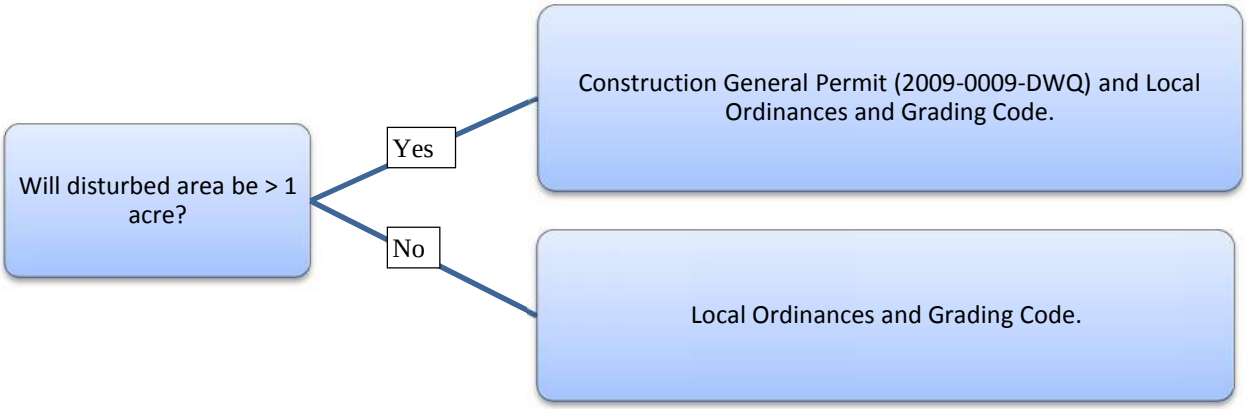

BID DOCUMENT 1-23-2025

Step 2: Dewatering

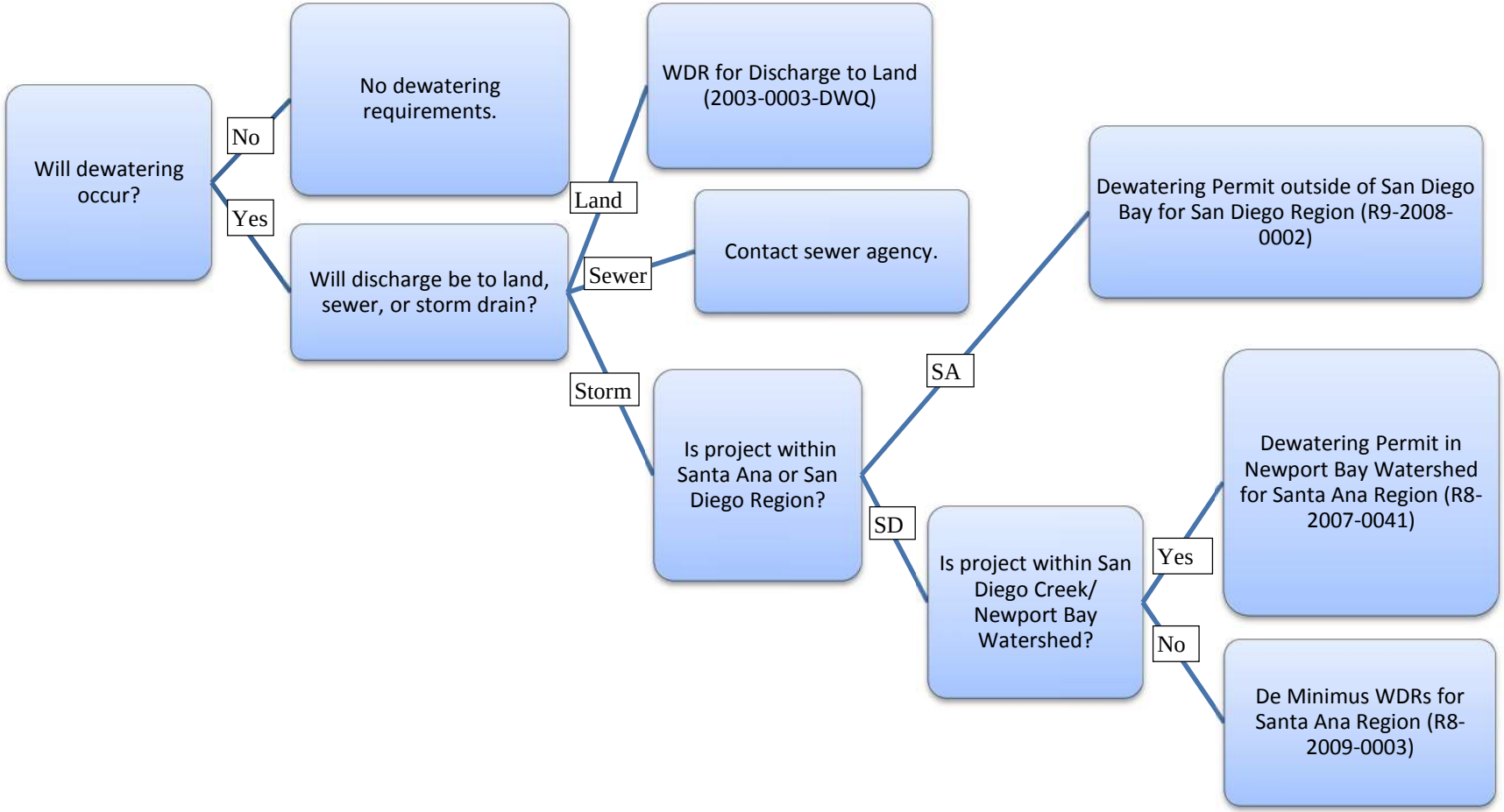

BID DOCUMENT 1-23-2025

Step 3: Hydrostatic Testing or Potable Discharge

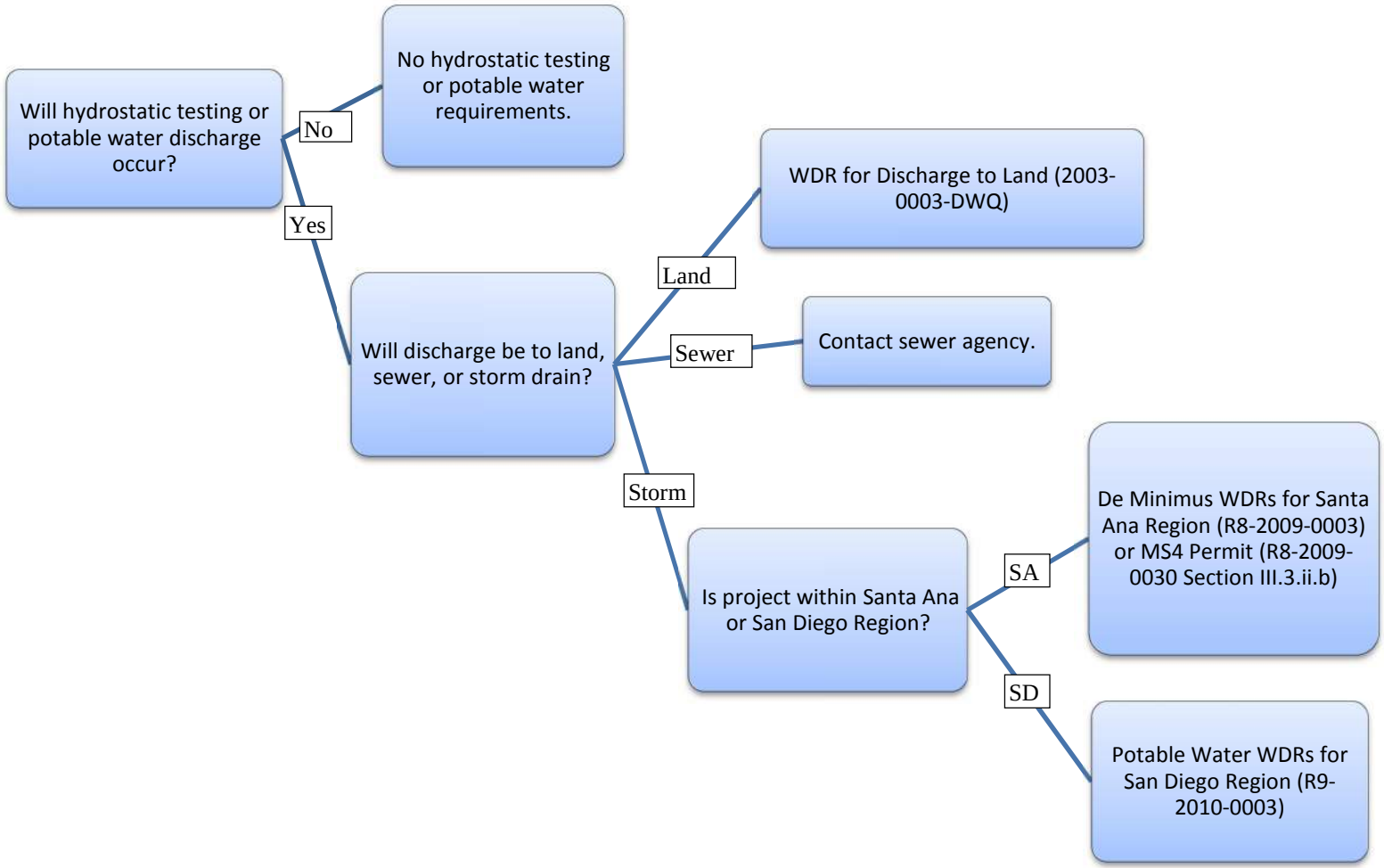

BID DOCUMENT 1-23-2025

Appendix B: Permit Descriptions

1. Construction General Permit (2009-0009-DWQ / CAS000002)

Note: This Section applies only to projects with greater than or equal to one acre of disturbed area.

In 2009, the State Water Resources Control Board (SWRCB) adopted Order No., 2009-0009-DWQ, National Pollutant Discharge Elimination System (NPDES) General Permit for Storm Water Discharges Associated with Construction and Land Disturbance Activities, NPDES No. CAS000002 (Construction General Permit or CGP).

The CGP requires that construction sites with one acre or greater of soil disturbance or less than one acre but part of a greater common plan of development apply for coverage for discharges under the CGP by submitting Permit Registration Documents (PRD) for coverage, developing a stormwater pollution prevention plan (SWPPP), implementing BMPs to address construction site pollutants and complying with the monitoring requirements of the CGP.

The County's and cities' construction site requirements are coordinated with, but separate from the CGP. The CGP applies regardless of whether a construction site discharges directly to receiving waters or to a municipal storm drain system. Inspections of construction sites by County / cities (for MS4 permit compliance) or by Regional Board staff (for CGP compliance) are separate and carry different enforcement actions / mechanisms.

The following briefly summarizes the process for a construction project that is subject to the CGP:

- The project owner, Legally Responsible Person (LRP), is responsible for obtaining CGP coverage. Permit coverage is obtained by preparing and certifying the Permit Registration Documents (PRDs). PRDs must be uploaded and certified by the LRP in the SWRCB Storm Water Multi Application Report Tracking System (SMARTS, https: / / smarts.waterboards.ca.gov /).
- Each project subject to the CGP requires the services of a Qualified SWPPP Developer (QSD) and a Qualified SWPPP Practitioner (QSP). These titles are defined in the CGP, Section VII.
- Each year an Annual Report must be submitted and certified in SMARTS. The reporting period is from August 1 to June 30 and Annual Reports are due on September 1.
- After construction is completed and the site fully complies with the final stabilization requirements of the CGP, the owner must terminate permit coverage through SMARTS.

2. MS4 Permit for Santa Ana Region (R8-2009-0030 / CAS618030)

In 2009, the Santa Ana Regional Board issued its fourth term MS4 permit, Order No. R8-2009-0030. This permit regulates stormwater discharge from municipal storm drain systems. The permit is issued to the County of Orange and the cities within the Santa Ana Region boundary. The goal of the MS4 permit is to protect water quality by requiring the County and cities (collectively, the Co-Permittees) to implement a program to eliminate significant pollutant discharges from construction activities by requiring the implementation of appropriate Best

BID DOCUMENT 1-23-2025

Management Practices (BMPs) on all construction sites. BMPs are activities, practices, procedures, or devices implemented to avoid, prevent or reduce pollution of the municipal storm drain system and receiving waters.

3. MS4 Permit for San Diego Region (R9-2009-0002 / CAS0108740)

In 2009, the San Diego Regional Board issued its fourth term NPDES permit, Order No. R9-2009-0002. This permit regulates stormwater discharge from municipal storm drain systems. The permits issued to the County of Orange and the cities within the San Diego Region Boundary. The goal of the MS4 permit is to protect water quality by requiring the County and cities (collectively, the Co-Permittees) to implement a program to eliminate significant pollutant discharges from construction activities by requiring the implementation of appropriate Best Management Practices (BMPs) on all construction sites. BMPs are activities, practices, procedures, or devices implemented to avoid, prevent or reduce pollution of the municipal storm drain system and receiving waters.

4. WDRs for Discharge to Land (2003-0003-DWQ)

This permit, Order No. 2003-0003-DWQ, applies to projects that discharge to land where the discharge has a low threat to water quality. These are typically low volume discharges with minimal pollutant concentrations. The primary difference between this permit and the permits described in herein is the destination of the water. This permit regulates discharges to land, while the following two sections discuss discharges to storm drains or receiving waters. For instance, if a dewatering discharge will be piped to an infiltration basin during construction, this permit should be used.

5. De Minimus WDRs for Santa Ana Region (R8-2007-0041 / CAG918002 and R8-2009-0003 / CAG998001)

There are two permits within the Santa Ana Region that regulate dewatering discharges to a storm drain or receiving water. Order No. R8-2007-0041, NPDES No. CAG918002, regulates dewatering discharges in the San Diego Creek / Newport Bay watershed. And, Order No. R8-2009-0003, NPDES No. CAG998001, amended by R8-2012-0062, regulates dewatering discharges for the Santa Ana Region. Refer to the permit text for specific circumstances allowing projects to be covered under the region-wide permit even though it is located within the San Diego Creek / Newport Bay watershed.

Dischargers subject to the San Diego Creek / Newport Bay Permit (Order No. R8-2007-0041) formed a Working Group and funded the development of a Work Plan to develop a management plan for nitrate and selenium discharges to surface waters that result from groundwater-related inflows. If those entities that participate in the Working Group (refer to Order for enrollees list), can demonstrate that compliance with the numeric selenium effluent limitations identified in the Order is infeasible, the groundwater-related discharge is allowed provided that the Working Group implements the Work Plan in a timely manner and that the discharger fulfills its financial and participatory requirements established by the Group. For dischargers who are not participating in the Working Group and cannot comply with the numeric effluent limitations, the discharger must either not proceed with the planned discharge or must identify and participate in a program that assures that selenium discharges in excess of those allowed by the Order are offset on at least a one-to-one basis.

BID DOCUMENT 1-23-2025

To obtain coverage under either of these permits, the general guidelines below should be followed:

Existing Dischargers

1. Submit an updated Notice of Intent (NOI) to continue discharging; and
2. A copy of the current Monitoring and Reporting Program along with any proposed treatment modifications.

Additionally, Order No. R8-2007-0041 should be reviewed by all parties as there are different and/or additional stipulations that need to be met based on enrollment status in the Nitrogen and Selenium Management Program (NSMP).

New Dischargers

At least 45 days (180 days if applying under Order No. R8-2007-0041) before the start of a new discharge, the Discharger needs to submit an application for coverage and obtain a letter of authorization from the Executive Officer for the dewatering discharge. The application needs to include:

1. A Notice of Intent (NOI) to be covered under the Order.
2. A site characterization study that identifies the presence of contaminated groundwater onsite (constituents of concern listed with the Orders), its properties, and a three-dimensional assessment of the extent of concentration of contaminants in the subsurface; which includes a description of the geologic and hydrologic factors that control the migration of the contaminants; and, if adjacent to a contaminated site, the Discharger has to evaluate the depth and flow rate of the extraction as well as the possibility of extracting the contaminated groundwater from the adjacent site.
3. A report including the following:
    a. A list of constituents and the discharge concentration of each constituent from each source (See the Order for constituent of concern); and for coverage under Order No. R8-2007-0041 only, a chemical analysis of the untreated groundwater for organic pollutants using EPA method 8260B (See the Order for specific constituent testing and reporting requirements);
    b. Estimated average and maximum daily flow rates in million gallons per day (mgd), the frequency and the expected start date and duration of the discharges;
    c. Proposed discharge location(s) and the latitude and longitude of each discharge point;
    d. A description of the proposed treatment system (if applicable);
    e. The affected receiving water and a map showing the path from the point of initial discharge to the ultimate receiving water; and
4. Any other information deemed necessary by the Regional Board Executive Officer.

BID DOCUMENT 1-23-2025

It should be noted that coverage under Order No. R8-2007-0041 requires several extra steps and it is highly recommended to review those requirements within the Order. Some of those additional items are:

1. An evaluation of selenium and nitrogen concentrations and the feasibility of meeting the numeric effluent limitations specified in the Order. The conclusion of which has varying impacts on coverage as specified in the Order;
2. A fixed hardness value for sites polluted with metals needs to be submitted for approval by the Regional Executive Officer as outlined in the Order; and
3. A description of run-on, interception and diversion of runoff.

Additionally, Order No. R8-2007-0041 should be reviewed by all parties as there are different and/or additional stipulations that need to be met based on enrollment status in the NSMP.

6. Dewatering Permit Outside of San Diego Bay for San Diego Region (R9-2008-0002 / CAG919002)

This permit, Order No. R9-2008-0002, applies to discharges of extracted groundwater to receiving waters or storm drains within the San Diego Regional Board jurisdiction (South of El Toro Road). To qualify for this permit, a laboratory analysis of the groundwater must show that the water quality is within the limits set by the permit. The permit requires sampling and analysis of dewatering discharges, and reporting to the Regional Board on a periodic basis.

7. Potable Water Discharges in Santa Ana Region (R8-2009-0003 / CAG998001)

The permit identified in Section 2. 1 for de minimus discharges, Order No. 2009-0003, is also the permit that applies to discharges of potable water during construction. This may include discharges of hydrostatic test water for pipes or tanks.

8. Potable Water Discharges in San Diego Region (R9-2010-0003 / CAG679011)

This permit, Order No. R9-2010-0003, regulates discharges of hydrostatic test water and/or potable water to storm drains or receiving waters in the San Diego Region, to all receiving waters except for San Diego Bay and its tributaries. Activities covered may include discharge from testing, repair and maintenance of pipelines, tanks and vessels dedicated to drinking water purveyance.

BID DOCUMENT 1-23-2025

Appendix C: Erosion Control Best Management Practices Field Evaluation – Summary

Background

The County of Orange conducted a field evaluation of five erosion control BMPs to evaluate their effectiveness in the field. A full copy of the Erosion Control Best Management Practices Field Evaluation (Study) may be found on the OC Watersheds website (http: / / www.ocwatersheds.com / documents / OCErosionControl_FINALReportJan07II.pdf), and a brief summary of the Study is provided here. The Study included development of a study plan, selection of an appropriate test site with soils and slopes commonly found in Orange County, selection of erosion controls for evaluation, study implementation, monitoring and maintenance of the test plots.

BMPs Selected

Four erosion control BMPs were selected for the Study:

- UltraTack- UltraTack is a low molecular weight polyacrylamide product. UltraTack is a spray on binder or tackifier, and is nontoxic to plant and animal life. UltraTack must be applied 24 hours prior to a storm event, and must be reapplied as needed, but generally every three months at a minimum.
- EarthGuard – EarthGuard is a high molecular weight polyacrylamide product. Earth Guard is a spray on binder and is nontoxic to plant and animal life. It is effective immediately, even when applied during a rain event, and may provide erosion control for up to three months.
- EarthGuard Fiber Matrix (recycled paper mulch and wood fiber mulch) – This BMP combines Earth Guard and fiber to form a matrix that provides erosion control for a full rainy season. The binder plus fiber harden after application to form a crust that protects soil from raindrop impact. Two types of EarthGuard fiber mulch were used; one consisting of 100% recycled paper mulch, and the other wood fiber mulch.
- Landscaping Mulch – The wood mulch tested for this study was a typical landscaping mulch made of shredded wood mulch and bark. Wood mulch helps reduce soil erosion by protecting bare soil from rainfall impact, increasing infiltration and reducing runoff.

Test Plots

A total of fifteen test plots were used in the Study, three for each of the BMPs selected. Each BMP was tested on a slope of 2% (flat slope), 5% (mild slope) and 50%. Each test plot was approximately 25 feet by 100 feet, with flow in the long direction.

BID DOCUMENT 1-23-2025

Test Period

Each of the test plots was observed over the course of the 2004-2005 wet season. Observations of the performance of each type of control were made before and after forecast events, as well as once per month. The condition of each test plot and the location and mechanism of any failures were documented, along with evidence of erosion and unraveling of erosion control materials.

Findings

The 2004-2005 water year was one of the wettest on record, with the Study site receiving over twice the normal amount of precipitation for the area. The relative performance of the selected erosion controls was evaluated qualitatively using the results of the visual monitoring. BMPs were considered to have "failed" when rilling or similar evidence of erosion became visually apparent. In general, the hydro mulches outperformed the binders; whereas landscape mulch performed best on all slopes. The binders and hydro mulches did not hinder growth of volunteer vegetation. Although seed mix was not added to the controls, new vegetation was observed on all test plots except for the landscape mulch.

Recommendations

The Study provides erosion control recommendations based on the findings of the Study (see **Table C-1**). These recommendations are based on appropriate slope, application rate, duration of effectiveness, application methods, inspection requirements and costs

BID DOCUMENT 1-23-2025

Table C-1: Recommendations from the Erosion Control Best Management Practices Field Evaluation

EC Control	Amount Rain / Duration[1]		Appropriate Site Applications	Application Methods	Inspection Requirements	Costs
	Flat Area (< 5%)	Slope Area (> 5%)				
PAM (low weight)	1"; 1 storm	Not recommended	Temporary, single storm event; cohesive soils; slope length<500 feet	Dissolve in water, 20 lbs. per 2000 gallons, per acre	After each rain event	$1.30 – $5.50 / lb (material cost only)
PAM (high weight)	< 2"; 2+storm	1"; 2+ storm	Temporary, two storm events; cohesive soils; slope length<500 feet	Dissolve in water, 20 lbs. per 2000 gallons, per acre	After each rain event	$1.30 – $5.50 / lb (material cost only)
Wood Hydro-mulch[2]	<12"; 1 season	<12"; 1 season	Steep slopes, steeper than 3:1; high erosion potential slopes; slopes where anchored mulch is needed; disturbed areas where plants slow to develop; stockpiles; slopes adjacent to ESAs	3,000 lb / acre to 4,000 lb / acre based on the manufacturer's recommendation, 12-24 hours to dry and become effective	Prior to forecast rain, daily during extended rain events, after rain events, weekly during the rainy season, and at two-week intervals during the non-rainy season (nrs)	$6,000 per acre
Landscape Mulch[3]	< 12"; 1 season	< 12"; 1 season	Flat areas, steep slopes, cohesive soils	Distribute by hand or use pneumatic methods, 2-3- inch depth (thickness) per CASQA guidance	Prior to forecast rain, daily during extended rain events, after rain events, weekly during the rainy season, and at two-week intervals during the nrs	$4,000 per acre

[1] When used per manufacturer recommendations.

[2] When used with a high-weight binder. Hydro mulch consisting only of paper fiber is not recommended. Wood hydro mulch may not contain more than 25% paper fiber.

[3] Tested at about 5-inch depth (thickness).

BID DOCUMENT 1-23-2025

Table of Contents

1 Introduction and Overview 1
1.1 Introduction 1
1.2 Overview 1
2 Regulatory Requirements 2
2.1 State and Regional Permit Requirements 2
2.2 Local Agency Requirements 5
2.2.1 Local Grading Code 5
2.2.2 Local Water Quality Ordinance 5
3 Best Management Practices (BMPs) 7
3.1 BMP Overview Diagram 7
3.2 Minimum Site BMP Requirements 9
3.3 CASQA BMP Handbook 10
3.4 BMP Directory 10
3.4.1 Erosion Control (EC) 10
3.4.2 Sediment Control (SE) 14
3.4.3 Wind Erosion Control (WE) 17
3.4.4 Tracking Control (TC) 18
3.4.5 Non-Stormwater Management (NS) 19
3.4.6 Waste Management and Materials Pollution Control (WM) 20
3.4.7 Inspection and Maintenance Frequency Summary 25
4 References 26
5 Glossary 27
Appendix A: Permit Determination Flowcharts 31
Appendix B: Permit Descriptions 34
Appendix C: Erosion Control Best Management Practices Field Evaluation – Summary 38

Figures

Figure 1: Map of Boundary between Santa Ana Regional Board (Yellow) and San Diego Regional Board (Blue) 3
Figure 2: Typical Construction Site BMPs (Graphic provided by the City of San Clemente) 8

BID DOCUMENT 1-23-2025

Tables

Table 1: Summary of State and Regional Permits that May Affect Construction Projects in Orange County 4
Table 2: Allowed and Prohibited Discharges 6
Table 3: Physical / Vegetative Stabilization BMPs 11
Table 4: Concentrated Flow Erosion Control BMPs 13
Table 5: Perimeter / Linear Control BMPs 14
Table 6: Storm Drain Inlet Protection BMPs 15
Table 7: Sediment Capture BMPs 16
Table 8: Street Cleaning BMPs 17
Table 9: Wind Erosion Control BMPs 17
Table 10: Tracking Control BMPs 18
Table 11: Non-Stormwater Management BMPs 19
Table 12: Materials Pollution Management BMPs 21
Table 13: Waste Management BMPs 22

BID DOCUMENT 1-23-2025

1 Introduction and Overview

1.1 Introduction

This Construction Runoff Guidance Manual (Manual) is intended to enable applicants for building or grading permits to understand and comply with the regulatory requirements for creek, river, stream and coastal water protection during the construction phase of new development and significant redevelopment projects. Project owners and developers should be able to use this Manual as a guide to understand which permits and ordinances apply to their construction project. Contractors should be able to use this Manual as a guide to the Best Management Practices (BMPs) typically needed to be implemented at a construction site to ensure compliance with the Construction General Permit (CGP) and local ordinances.

1.2 Overview

The goal of this Manual is to provide useful, succinct information to enable contractors to control pollutant discharges from construction sites. Activities and materials used on a construction site may be a source of pollutants, including but not limited to sediment, concrete and grout; paints, lacquers, and primers; herbicides and pesticides; soaps and detergents; wood preservatives; equipment fuels, lubricants, coolants, and hydraulic fluids; and cleaning solvents. Water from construction sites can be a major transporter of these pollutants, which can leak from heavy equipment, be spilled, or can be eroded by rain from exposed soil or stockpiles. Once released, they can be transported into the receiving waters of the County of Orange (Orange County or "the County"), where they may enter aquatic food chains and cause fish toxicity problems, contribute to algal blooms, impair recreational uses, and degrade drinking water sources.

BID DOCUMENT 1-23-2025

2 Regulatory Requirements

2.1 State and Regional Permit Requirements

Construction activity in Orange County is subject to regulation by both the Santa Ana and the San Diego Regional Water Quality Control Boards (Regional Boards or RWQCBs). The Regional Boards are responsible for implementing the Clean Water Act and the California Porter-Cologne Act. The boundary between the two Regional Board jurisdictions approximately follows El Toro Road in Lake Forest, separating the Santa Ana Region (Regional Board 8 or RB8) (north of El Toro Road) from the San Diego Region (Regional Board 9 or RB9) (south of El Toro Road). While some of the permits listed in Table 1 are issued statewide by the State Water Resources Control Board (State Board or SWRCB) and implemented throughout the state by the Regional Boards, other permits, like dewatering or de minimus permits, are issued and implemented on a Region-by-Region basis. Additionally, the Regional Boards issue Municipal Separate Storm Sewer System (MS4) Permits to the County and cities, which include additional requirements for managing construction sites.

BID DOCUMENT 1-23-2025

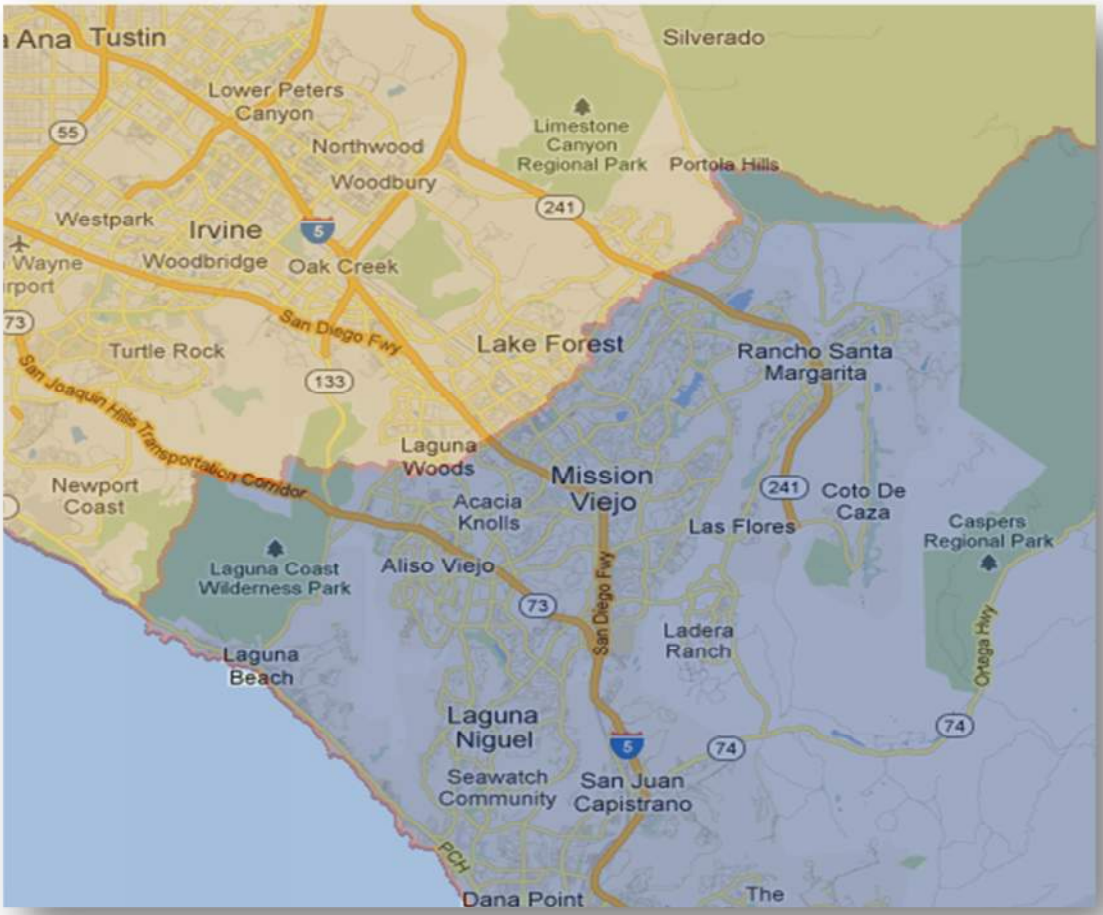

Figure 1: Map of Boundary between Santa Ana Regional Board (Yellow) and San Diego Regional Board (Blue)

Table 1 includes a list of all State or Regional permits related to runoff water quality that may apply to construction projects in Orange County. To determine which, if any, of these permits affect your construction project, go to Appendix A and follow the three flow charts. Appendix B includes a brief summary of each permit shown in Table 1. A list of web links for each permit is included in the Reference section at the end of this Manual.

BID DOCUMENT 1-23-2025

Table 1: Summary of State and Regional Permits that May Affect Construction Projects in Orange County

	Order Number / NPDES Number	Permit Name	Affected Area
CGP	2009-0009-DWQ/ CAS000002	National Pollutant Discharge Elimination System (NPDES) General Permit for Storm Water Discharges Associated with Construction and Land Disturbance Activities (Construction General Permit)	Statewide
MS4	R8-2009-0030/ CAS618030	Waste Discharge Requirements for the County of Orange, Orange County Flood Control District and The Incorporated Cities of Orange County within the Santa Ana Region (MS4 Permit for Santa Ana Region)	Santa Ana Region within Orange County
	R9-2009-0002/ CAS0108740	Waste Discharge Requirements for Discharges of Runoff from the Municipal Separate Storm Sewer Systems (MS4s) Draining the Watershed of the County of Orange, The Incorporated Cities of Orange County, and The Orange County Flood Control District Within the San Diego Region (MS4 Permit for San Diego Region)	San Diego Region within Orange County
Discharge To Land	2003-0003-DWQ	Statewide General Waste Discharge Requirements (WDRs) for Discharges to Land with a Low Threat to Water Quality (WDR for Discharge to Land)	Statewide
Groundwater Dewatering	R8-2007-0041/ CAG918002	General Discharge Permit for Discharges to Surface Waters of Groundwater Resulting from Groundwater Dewatering Operations and/or Groundwater Cleanup Activities at Sites within the San Diego Creek / Newport Bay Watershed Polluted by Petroleum Hydrocarbons, Solvents, Metals and/or Salts (Dewatering Permit for Santa Ana Region)	Santa Ana Region within Orange County
	R9-2008-0002/ CAG919002	Discharges of Extracted Groundwater to Surface Waters Except for San Diego Bay (Dewatering Permit outside of San Diego Bay for San Diego Region)	San Diego Region within Orange County
Potable Water	R8-2009-0003/ CAG998001	General Waste Discharge Requirements for Discharges to Surface Waters that Pose an Insignificant (De Minimus) Threat to Water Quality (De Minimus WDRs for Santa Ana Region)	Santa Ana Region within Orange County
	R9-2010-0003/ CAG679011	General NPDES Waste Discharge Requirements for Discharges of Hydrostatic Test Water and Potable Water to Surface Waters and Storm Drains or Other Conveyance Systems within the San Diego Region (Potable Water WDRs for San Diego Region)	San Diego Region within Orange County

BID DOCUMENT 1-23-2025

In 2009, the SWRCB adopted Order No., 2009-0009-DWQ, National Pollutant Discharge Elimination System (NPDES) General Permit for Storm Water Discharges Associated with Construction and Land Disturbance Activities, NPDES No. CAS000002 (Construction General Permit or CGP). The CGP requires that construction sites with one acre or greater of soil disturbance or less than one acre but part of a greater common plan of development apply for coverage for discharges under the CGP by submitting Permit Registration Documents (PRD) for coverage, developing a stormwater pollution prevention plan (SWPPP), implementing BMPs to address construction site pollutants and complying with the monitoring requirements of the CGP.

The County's and cities' construction site requirements are coordinated with, but separate from the CGP. The CGP applies regardless of whether a construction site discharges directly to receiving waters or to a municipal storm drain system. Inspections of construction sites by the County / cities (for MS4 permit compliance) or by Regional Board staff (for CGP compliance) are separate and carry different enforcement actions / mechanisms.

More details regarding the CGP and other State and Regional permits can be found in Appendix A.

2.2 Local Agency Requirements

Each city, as well as the County of Orange, has a Municipal Code that establishes requirements for erosion and sediment control on grading projects. All project owners must meet the requirements of the applicable code prior to, during, and after construction. Additionally, through the MS4 Permits listed in Table 1 and described in Appendix B, each city or the County is responsible for periodic inspections of construction sites within its boundaries. (All project owners must allow city or County inspectors onto the project site for these inspections.)

2.2.1 Local Grading Code

The Grading Code sets the rules and regulations for grading operations including operations preparatory to grading on private property. In addition to other requirements, the Grading Code requires that a project owner, developer or contractor prepare erosion control plans (ECPs), obtain a grading permit, and implement and maintain erosion and sediment control BMPs. Refer to the appropriate city or County website and/or Public Works Department for the full text of the municipal grading code.

2.2.2 Local Water Quality Ordinance

The County and cities in Orange County have adopted Water Quality Ordinances for the purpose of improving water quality and compliance with NPDES permit requirements and for the control of urban pollutants. The Water Quality Ordinances are part of their municipal codes and are, in effect, laws that contractors are required to comply with. Non stormwater discharges to the municipal storm drain system are prohibited unless covered by a discharge exception. Prohibited non-stormwater discharges include wastewater from concrete truck washing, paint equipment cleaning, spill cleanup, etc. (See Table 3). Please refer to the appropriate city or County website and/or Public Works Department for the full text of the municipal water quality ordinance.

BID DOCUMENT 1-23-2025

Table 2: Allowed and Prohibited Discharges

Allowed	Prohibited (not allowed)
▪ Discharges composed entirely of stormwater ▪ Projects permitted under the CGP may be authorized to discharge non-stormwater discharges including dechlorinated potable water sources such as: A. fire hydrant flushing, B. irrigation of vegetative erosion control measures (only in Region 8), C. pipe flushing and testing, D. water to control dust, and E. uncontaminated ground water from dewatering. Consult a construction stormwater professional to review the specific conditions. ▪ Discharges that are authorized by a De Minimus or Dewatering permit.	▪ Trash / debris / litter ▪ Concrete waste ▪ Sanitary waste ▪ Fuel or oil (Dumping, Spills, or Leaks) ▪ Non-stormwater discharges to the municipal storm drain system or receiving water (unless covered by an NPDES Permit, such as CGP or De Minimus) ▪ Projects in Region 9 permitted under the CGP are not authorized to discharge non-stormwater discharges including dechlorinated potable water sources such as: F. irrigation of vegetative erosion control measures

BID DOCUMENT 1-23-2025

3 Best Management Practices (BMPs)

Best Management Practices (BMPs) collectively refer to a variety of pollution prevention controls implemented throughout the project site at various times of the project. BMPs discussed herein are specifically aimed to control pollution in stormwater runoff during the construction phase of the project. The major construction BMP categories can be broken down into

- Erosion Control (EC)
- Sediment Control (SE)
- Wind Erosion Control (WE)
- Tracking Control (TC)
- Non-Stormwater Management (NS)
- Waste Management and Materials Pollution Control (WM)

These BMPs will be discussed in detail throughout the remainder of this section. Permanent post-construction BMPs are not addressed in this document. Post construction BMP requirements are detailed in the Model Water Quality Management Plan (WQMP) as required by the MS4 Permits of either the Santa Ana Region or San Diego Region.

3.1 BMP Overview Diagram

The BMPs that are commonly used on construction sites are shown in Figure 2.

BID DOCUMENT 1-23-2025

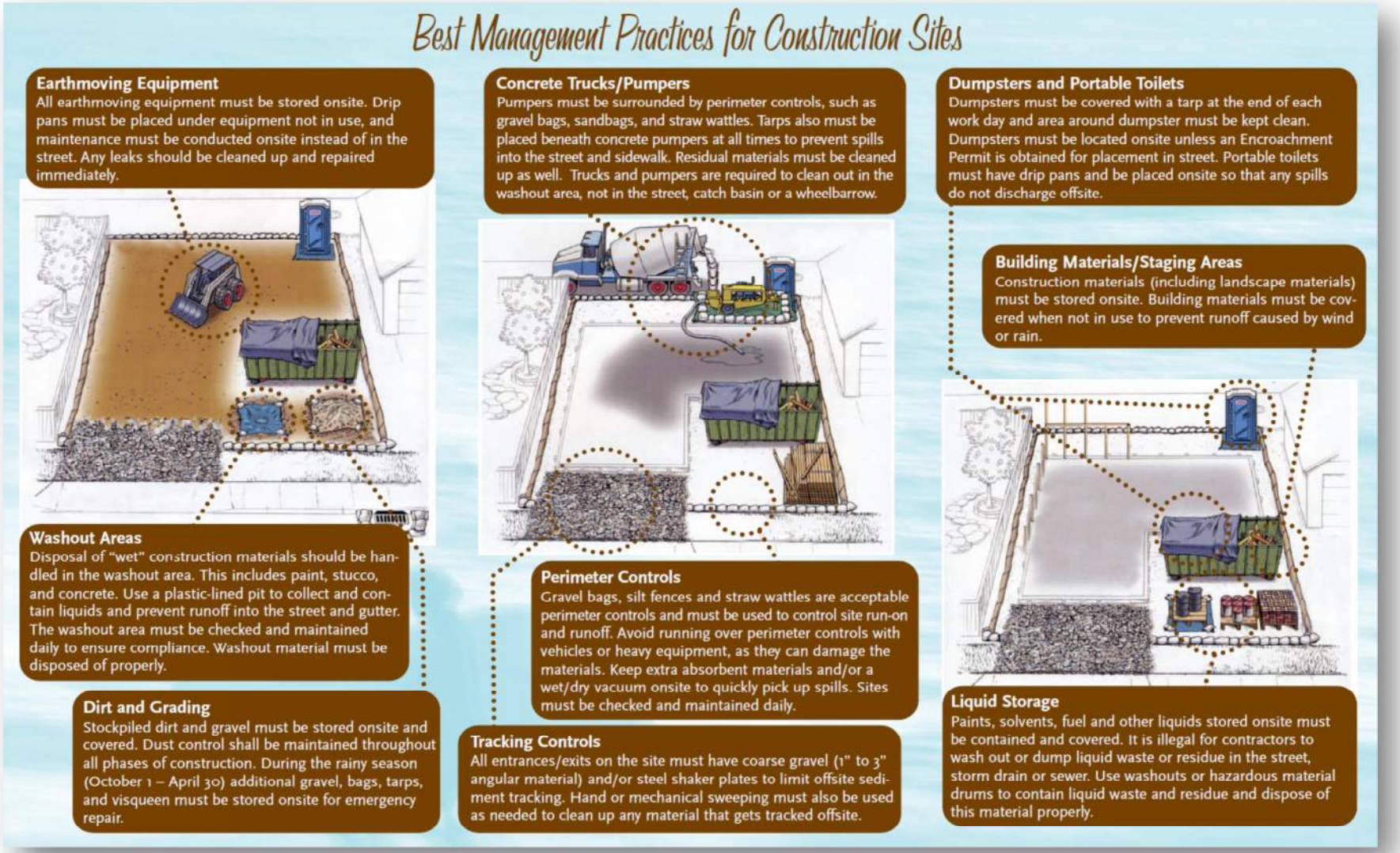

Figure 2: Typical Construction Site BMPs (Graphic provided by the City of San Clemente)

BID DOCUMENT 1-23-2025

3.2 Minimum Site BMP Requirements

The following requirements are for deployment of selected construction BMPs and apply year-round (not just during the rainy season) to all projects.

A. Pollution prevention where appropriate.

B. Development and implementation of a site specific run-off management plan.

C. Minimization of areas that are cleared and graded to only the portion of the site that is necessary for construction.

D. Minimization of exposure time of disturbed soil areas.

E. Minimization of grading during the wet season and correlation of grading with seasonal dry weather periods to the extent feasible.

F. Limitation of grading to a maximum disturbed area as determined by the County / city before either temporary or permanent erosion controls are implemented to prevent stormwater pollution. The County / city has the option of temporarily increasing the size of disturbed soil areas by a set amount beyond the maximum, if the individual site is in compliance with applicable stormwater regulations and the site has adequate control practices implemented to prevent stormwater pollution.

G. Temporary stabilization and reseeding of disturbed soil areas as rapidly as feasible.

H. Non-stormwater management measures to prevent illicit discharges and control stormwater pollution sources.

I. Erosion Control BMPs shall be implemented.

J. Wind erosion control BMPs (dust control) shall be implemented.

K. Sediment control BMPs shall be implemented at all appropriate locations along the site perimeter, at all operational storm drain inlets and at all non-active slopes.

L. Tracking control BMPs to control off-site sediment tracking shall be implemented and maintained.

M. Waste management and materials pollution control BMPs shall be implemented to prevent the contamination of stormwater by construction wastes and materials.

N. Non-stormwater BMPs shall be implemented to reduce or prevent the contamination of stormwater from construction activities.

O. Weather tracking: projects shall monitor the National Weather Service (www.weather.gov) probability of precipitation. When a rain event is predicted (forecast predicts a greater than 50% probability of precipitation), the project must be inspected and BMPs must be maintained or deployed as needed to protect the project from discharging pollutants. (CGP projects only)

P. BMP failures must be repaired or replaced with an acceptable alternate as soon as it is safe to do so. Repairs or replacements must result in an adequate BMP, or additional BMPs should be installed to provide adequate protection.

BID DOCUMENT 1-23-2025

Q. Active exposed areas: Sufficient materials needed to install standby erosion and sediment control BMPs necessary to protect all active exposed areas from erosion and to reduce or prevent sediment discharges shall be stored on site. The total active exposed area shall not exceed that which can be adequately protected by deploying standby erosion control and sediment control BMPs prior to a predicted rain event.

R. Inactive exposed areas: All exposed areas not being actively worked in shall be protected from erosion with temporary or permanent BMPs (erosion and sediment control). The ability to deploy standby BMP materials is not sufficient for these areas; erosion and sediment control BMPs must actually be deployed.

S. Completed areas: Areas that have already been protected from erosion using permanent erosion control BMPs (physical or vegetation) are not considered "exposed". Deployment of permanent erosion control BMPs should commence as soon as practical on completed areas.

T. Preservation of natural hydrologic features where feasible.

U. Preservation of riparian buffers and corridors where feasible.

V. Evaluation and maintenance of all BMPs, until removed.

W. Retention, reduction, and proper management of all stormwater pollutant discharges on site to the Maximum Extent Practicable (MEP) standard.

3.3 CASQA BMP Handbook

The California Stormwater Quality Association (CASQA) has prepared a handbook providing details about all of the recommended BMPs. The current version of this handbook is the CASQA Best Management Practice Handbook, Construction, 2009 Edition. A membership to CASQA can be obtained at www.casqa.org. Access to the BMP Fact Sheets referenced in this section is included with the CASQA membership. The Handbook contains six major categories of BMP fact sheets with guidelines on how to select each BMP. The six categories include: Erosion Control (EC), Sediment Control (SE), Wind Erosion Control (WE), Tracking Control (TC), Non-Stormwater Management (NS), and Waste Management and Materials Pollution Control (WM).

These categories of BMPs and their applicability are discussed in the following sections.

3.4 BMP Directory

In order to meet the requirements of the Permits and Ordinances mentioned in Section 2, BMPs must be selected, installed, and maintained properly throughout the duration of construction projects. BMPs must be discussed with all project contractors, subcontractors, and any party involved, because education is the most important BMP.

3.4.1 Erosion Control (EC)

Erosion control BMPs focus on preventing soil from being eroded by stormwater and potentially discharged from the construction site. Erosion control is more effective than sediment control for reducing sediment discharge. However, a combination of both erosion control and sediment control is required to effectively reduce sediment discharge. This section highlights the most common erosion control BMPs for construction projects.

BID DOCUMENT 1-23-2025

Erosion prevention is to be used as the most important measure for keeping sediment on site during construction. Permanent revegetation or landscaping shall be done as early as feasible at a minimum.

Table 3: Physical / Vegetative Stabilization BMPs

Physical / Vegetative Stabilization: Covering the soil with a protective layer that can help to hold soil in place and/or reduce the erosive impact of rain drops or runoff.	
Type	**Description**
Scheduling	Sequencing construction activities to reduce the amount of exposed soil during seasons of higher precipitation probability. All projects should consider scheduling activities to minimize the amount of disturbed area during seasons of higher precipitation probability. Phasing can be used to maintain stabilized areas (vegetation or impervious cover) as much as possible during construction. Disturbed areas should be stabilized as soon as practical. Attempt to schedule grading outside of seasons of higher precipitation probability. Reference: CASQA EC-1, EC-2
Seeding	Applying seed to a surface with the intention of achieving vegetation which can effectively protect soils from erosion while reducing runoff by encouraging infiltration / transpiration. Seeding is effective for temporary and permanent stabilization of slopes, stock piles, and other disturbed soils. Seeds can be combined with mulch and water then sprayed onto surfaces (also referred to as hydro seeding) for immediate erosion protection. Without combining or covering seeds with mulch seeds will be susceptible to erosion until vegetation has sufficiently established. Supplemental irrigation may be required to establish vegetation. Scarifying surfaces prior to seed application can increase its effectiveness. Reference: CASQA EC-4
Soil Binders	Spraying a liquid compound to disturbed soils to bind and stabilize the soil surface (forming a crust). This process reduces the potential for wind and water erosion. Examples include: guar, psyllium, starch, gypsum, pitch and rosin emulsion, polymers, and acrylates. Soil binders are effective for temporary stabilization of slopes, stockpiles, and other disturbed areas. Soil binders need time to cure and should not be applied less than 24 hours before predicted precipitation. The specific soil binder selected depends on the type of soil. Soil binders must be non-toxic and environmentally benign. Soil binders will need to be reapplied as needed based on the specific soil binder and visual inspection. Soil binders are much less effective in areas that receive traffic. Reference: CASQA EC-5
Mulching	Covering disturbed soils with a fibrous wood, straw, or similar material to protect the bare soil from rainfall impact erosion while reducing runoff by encouraging infiltration / evaporation. Mulching is effective for temporary stabilization of slopes, stock piles, and other disturbed soils. Mulch materials can be combined with water then sprayed onto surfaces (also referred to as hydraulic mulch) for increased wind erosion protection. Typically, mulch must be reapplied every 6 to 12 months. Soil roughening prior to mulch application can increase its effectiveness. Reference: CASQA EC-3, EC-6, EC-8
Geotextiles and Mats	Covering disturbed soils with a natural or synthetic blanket or mat. This process greatly reduces the potential for wind and water erosion. Some rolls and mats physically hold the soil in place. Example include: geotextiles, plastic covers, rolled erosion control blankets / mats, straw / mulch blanket, coconut fiber blanket, and plastic netting. Geotextiles and mats are effective for temporary stabilization of steep slopes with high erosion potential, stockpiles, and channels that will be vegetated. Geotextiles and mats are more expensive than other erosion control BMPs. Materials may need to be removed prior to final stabilization. Mats / blankets are most effective when in direct contact with the soil; do not roughen soil or leave significant rocks / roots. Mats / blankets typically require an anchoring mechanism to hold them in place. Mats / blankets should be laid parallel to the

BID DOCUMENT 1-23-2025

Physical / Vegetative Stabilization: Covering the soil with a protective layer that can help to hold soil in place and/or reduce the erosive impact of rain drops or runoff.	
Type	**Description**
	direction of flow. Mats / blankets should allow water to flow on top of them and not below which would cause the soil to wash out. Reference: CASQA EC-7
Non-Vegetative Stabilization	Covering disturbed soils with a non-vegetative material to protect the bare soil from rainfall impact erosion while reducing runoff by encouraging infiltration / evaporation. Examples include: decomposed granite, gravel, and rock slope protection. Other non-vegetative stabilization is effective for temporary and permanent stabilization of areas with heavy vehicular or pedestrian traffic or areas where a vegetative cover is infeasible. Other non-vegetative stabilization is intended to be used in combination with additional erosion control and sediment control BMPs. If used for permanent stabilization, periodic inspection and maintenance may be required. Material should be selected based on the slope and use of the area. Reference: CASQA EC-16 and Caltrans Standard Specifications May 2006 Section 72-2.

BID DOCUMENT 1-23-2025

Table 4: Concentrated Flow Erosion Control BMPs

Concentrated Flow Erosion Control: Reducing concentrated flow velocity or protecting concentrated flow paths to prevent erosion.	
Type	**Description**
Dikes, Swales, and Slope Drains	Grading and compacting soil or installing pipe to control / divert / direct runoff. Dikes, swales, and slope drains can be combined to safely convey runoff down a slope, direct runoff to a stabilized channel, reduce potential for flooding, direct runoff to sediment traps / basins. Dikes, swales, and pipes that are used to direct runoff must be properly sized based on the specific application. Typically, slope drains require energy dissipation. Monitor swales and dikes for erosion or accumulation of sediment or debris. Swale and dike slopes should be 2:1 or less. Use vegetation, geotextiles, or mats to stabilize swales. Temporary devices must be removed. Reference: CASQA EC-9, EC-11
Energy Dissipation	Placing rock, riprap, or similar material to reduce erosion from concentrated, high velocity flows. Energy dissipation is effective at pipe outlets, channel linings, and transitions from stabilized to un-stabilized conveyances. Line the area with filter fabric prior to placing rock or riprap. Accumulated sediment may be difficult to remove from energy dissipation area. For pipe outfalls the size of the energy dissipation area will increase with flow rate and/or pipe size. Temporary devices must be removed. Reference: CASQA EC-10, EC-12
Soil Roughening	Mechanically roughening soil (track walking or imprinting) to prepare soil for additional BMPs or create small terraces to break up sheet flow. Soil roughening can be applied to slopes, stockpiles, basins, and other disturbed soil areas. Soil roughening is intended to be used in combination with additional erosion control and sediment control BMPs. A common implementation method is to drive heavy equipment with its treads parallel to the contours of the slope. For long slopes additional terracing may be required. Reference: CASQA EC-15

BID DOCUMENT 1-23-2025

3.4.2 Sediment Control (SE)

Sediment control BMPs focus on preventing eroded soil from being discharged from the construction site. The demand placed on sediment control BMPs is dependent upon the effectiveness of the erosion control BMPs. More robust erosion controls will reduce the need for sediment controls and vice versa. However, a combination of both erosion control and sediment control is required to effectively reduce sediment discharge. This section highlights the most common sediment control BMPs for construction projects.

At a minimum, sediment controls are to be used as a supplement to erosion prevention for keeping sediment on-site during construction, and slope stabilization must be used on all active slopes during rain events regardless of the season and on all inactive slopes during the rainy season and during rain events in the dry season.

Table 5: Perimeter / Linear Control BMPs

Perimeter / Linear Controls: Establishing linear BMPs to reduce the potential for sediment discharge across a slope, at the project's perimeter, or to Environmentally Sensitive Areas (ESAs)	
Type	**Description**
Linear Sediment Controls	Installing sediment control BMPs along contours to reduce runoff velocity, remove sediment, and discourage rill erosion. Examples include: fiber rolls, sand / gravel bags, and straw bales. Linear sediment controls are effective parallel to contours on the face of slopes and at the top and toe of slopes. Linear sediment controls are typically implemented temporarily until slope is stabilized. Straw bales must be anchored and should not be used on the face of slopes. Fiber rolls must be trenched and staked during installation. For Risk Level / LUP Type 2 and 3 projects, the CGP specifies minimum uninterrupted sheet flow lengths for slopes to be 20 feet for slopes under 25%, 15 feet for slopes 25-50%, and 10 feet for slopes over 50%. Reference: CASQA SE-5, SE-6, SE-8, SE-9, SE-14
Perimeter Controls	Installing a barrier to prevent sediment discharges by controlling run-on and run-off around the perimeter of the construction site or limits of grading. Examples include: silt fence, fiber rolls, sand / gravel bags, and straw bales. Perimeter controls are effective when implemented around the perimeter of the construction site or limits of grading. Perimeter controls are not effective when used in a concentrated flow path. Silt fence and fiber rolls require proper installation which includes trenching and staking. Typically, perimeter controls should be installed prior to grading and remain functional until final stabilization is achieved. Maintenance of perimeter controls must be performed as needed. Perimeter controls are a minimum BMP requirement of the CGP. Reference: CASQA SE-1, SE-5, SE-6, SE-8, SE-14

BID DOCUMENT 1-23-2025

APPENDIX G

CALTRANS PERMIT

STATE OF CALIFORNIA • DEPARTMENT OF TRANSPORTATION

FM 91 1436

ENCROACHMENT PERMIT

DOT TR-0120 (REV 05/2023)

Permit No. 12-24-N-MC-0993	
In compliance with your application of November 20, 2024	Dist/Co/Rte/PM 12/ORA/142/PM R1.41
Reference Documents:	Permit Approval Date December 04, 2024
☐ Utility Notice No. _____ of _____	Performance Bond Amount (1) $0 / Payment Bond Amount (2) $0
☐ Agreement No. _____ of _____	
☐ R/W Contract No. _____ of _____	Bond Company $ N/A
☐ Project code (ID): _____ CFC #: _____	Bond Number (1) $ N/A / Bond Number (2) $ N/A
☐ Applicant's Reference/ Utility Work Order No. _____	

TO:
CITY OF BREA
C/O: Rick Kreuzer
18872 Macarthur Blvd
Suite 210
Irvine CA 92612
(714)656-0160

, PERMITTEE

and subject to the following, PERMISSION IS HEREBY GRANTED to:

Perform street pavement rehabilitation by mill existing AC pavement and place ARHM overlay, reconstruct traffic loop detector, striping pavement legend, lane line and crosswalk within State Right of Way on Birch St at SR-142 Valencia Ave in City of Brea. Temporary traffic control also needed to perform work.

All performed work shall be in accordance with current Caltrans Standard Specifications and Standard Plans, Section 500 (Specific Permits) of the Encroachment Permits Manual, California MUTCD latest edition, the attached Provisions and Permit Plans stamp - dated December 4, 2024.

Permittee and its contractor shall contact Juan De Lira, State Construction Engineer, at (310) 554-9245 or juan.delira@dot.ca.gov, a minimum of SEVEN working days prior to the start of work to schedule a pre-job meeting at the earliest mutually agreeable time.

THIS PERMIT IS NOT A PROPERTY RIGHT AND DOES NOT TRANSFER WITH THE PROPERTY TO A NEW OWNER.

The following attachments are also included as part of this permit (check applicable):

- ☒ YES ☐ NO General Provisions
- ☐ YES ☒ NO Utility Maintenance Provisions
- ☒ YES ☐ NO Storm Water Special Provisions
- ☒ YES ☐ NO Special Provisions
- ☐ YES ☒ NO A Cal-OSHA Permit, if required: Permit No. _____
- ☐ YES ☒ NO As-Built Plans Submittal Route Slip for Locally Advertised Projects
- ☐ YES ☒ NO Storm Water Pollution Protection Plan

In addition to fee, the permittee will be billed actual costs for:

- ☒ YES ☐ NO Review
- ☒ YES ☐ NO Inspection
- ☒ YES Field Work *(if any Caltrans effort expended)*

As-built Plans are Required

☒ YES ☐ NO

☐ YES ☒ NO The information in the environmental documentation has been reviewed and considered prior to approval of this permit.

This permit is void unless the work is completed before June 3, 2025

This permit is to be strictly construed and no other work other than specifically mentioned is hereby authorized.

No project work shall be commenced until all other necessary permits and environmental clearances have been obtained.

CC:
#1: CALVIN DAO
#2:
#3:
#4:

APPROVED:

Lan Zhou, District Director

BY

Charles Maksoudian

Charles Maksoudian (Dec 5, 2024 10:46 PST)

CHARLES Y MAKSOUDIAN, District Permit Engineer

ADA Notice This document is available in alternative accessible formats. For more information, please contact the Forms Management Unit at (279) 234-2284, TTY 711, in writing at Forms Management Unit, 1120 N Street, MS-89, Sacramento, CA 95814, or by email at Forms.Management.Unit@dot.ca.gov.

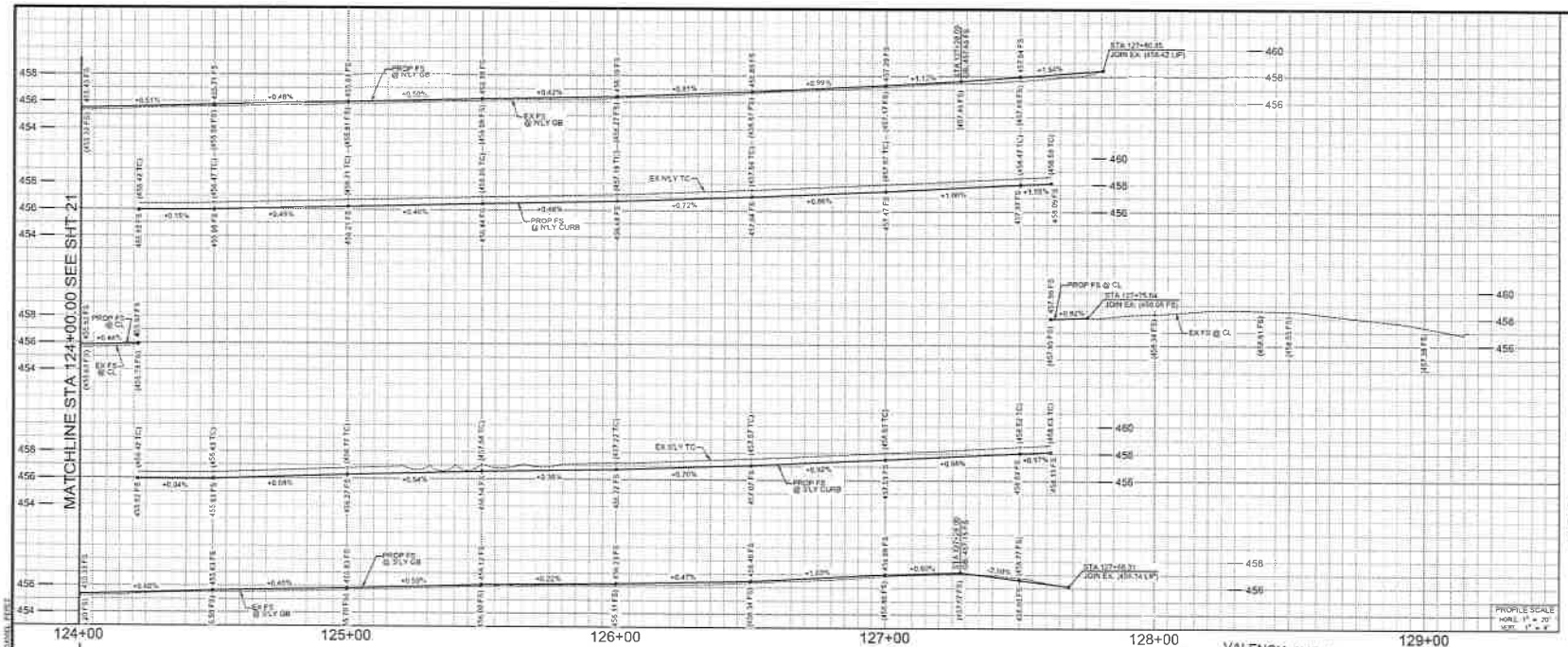

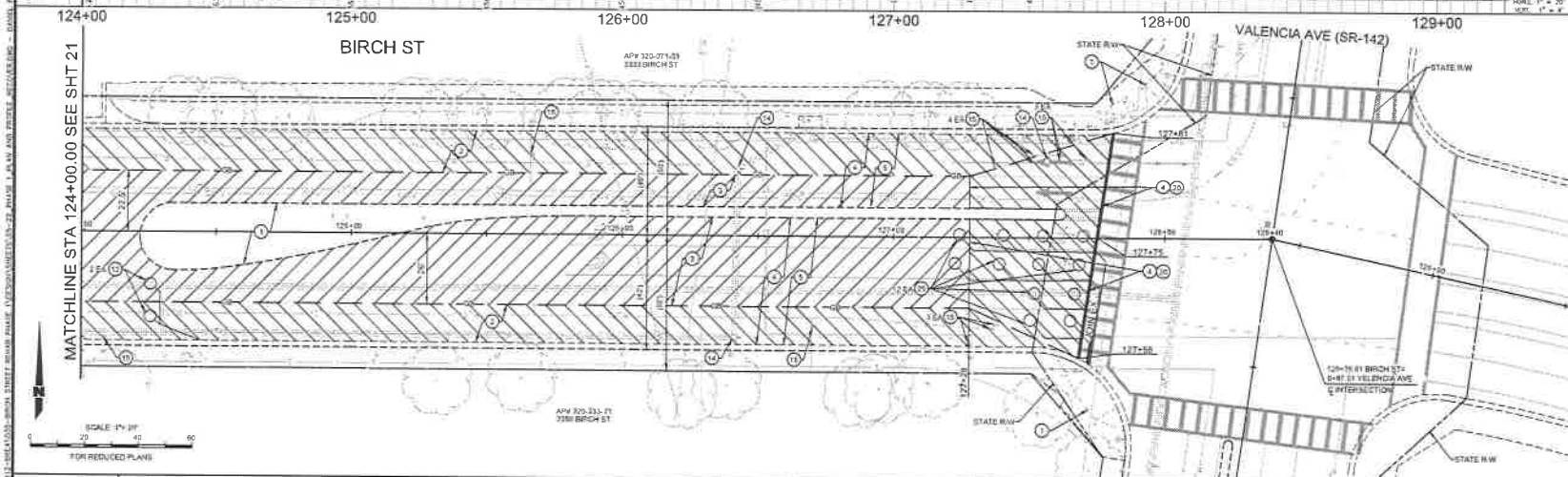

LEGEND

- GRADE BREAK
- 1.5" MILL
- VAR MILL
- ROADWAY R&R
- SIDEWALK R&R
- MEDIAN R&R
- DETAIL NO.
- SHEET NO.
- EX MEDIAN CURB
- PROP MEDIAN CURB
- GRADE BREAK
- CROSS GUTTER SPANDREL R&R

CONSTRUCTION NOTES

1. PROTECT IN PLACE
2. EDGE MILL EXISTING AC PAVEMENT (VARIABLE DEPTH FROM 1.5" TO 3.0" AT GUTTER LIP).
3. MILL EXISTING AC PAVEMENT (1.5" DEPTH)
4. FURNISH AND PLACE 1.5" ARHM OVERLAY (TYPE ARHM-GG-C)
5. FURNISH AND PLACE VARIABLE DEPTH AC LEVEL COURSE (TYPE D1 PG 64-10) TO 1.5" BELOW PROPOSED FINISH SURFACE
13. RECONSTRUCT TRAFFIC LOOP DETECTOR IN KIND.
14. DOUBLE ADJUST MANHOLE TO GRADE.
15. DOUBLE ADJUST WATER VALVE TO GRADE. DOUBLE ADJUST SQUARE VAULT AND MANHOLE TO GRADE
20. MILL EXISTING AC PAVEMENT (VARIABLE DEPTH) TO A DEPTH OF 1.5" BELOW PROPOSED FINISH SURFACE
25. CONSTRUCT TYPE E LOOP DETECTOR PER CALTRANS STD PLAN ES-5A AND ES-5B.

811 Know what's below. Call before you dig.

REVISIONS

REV.	DATE	BY	DESCRIPTION	APP'V'D	REV.	DATE	BY	DESCRIPTION	APP'V'D

PLAN PREPARED BY:
KREUZER CONSULTING GROUP
18872 MacArthur Blvd. Suite 210
Irvine, CA 92612
714.656.0160
RICK KREUZER P.E. — DATE 10/28/24
R.C.E. NO. 42407

PREPARED UNDER THE SUPERVISION OF:
RICK KREUZER 42407 3-31-26 REGISTERED PROFESSIONAL ENGINEER

CITY OF BREA
PUBLIC WORKS DEPARTMENT

STREET PLAN AND PROFILE
BIRCH STREET
FROM STA 124+00 TO VALENCIA AVE

SHEET 22 OF 33

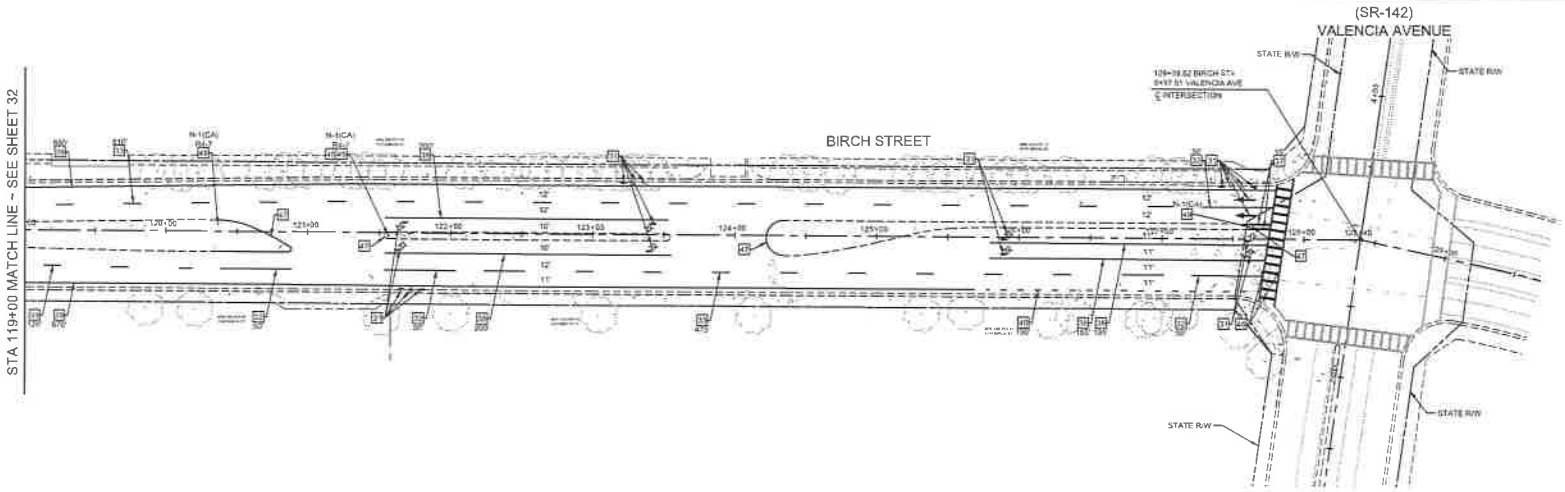

SIGNING & STRIPING CONSTRUCTION NOTES

30 — PROTECT IN PLACE.

31 — PAINT WHITE PAVEMENT LEGEND INDICATED PER CALTRANS STD. PLAN NOS. A24A THRU A24E.

32 — PAINT 8" SOLID WHITE CHANNELIZATION LINE PER CALTRANS STD. PLAN NO. A20D, DETAIL 38A.

33 — PAINT 6" BROKEN WHITE LANE LINE (W/RPM'S) PER CALTRANS STD. PLAN NO. A20A, DETAIL 9.

34 — PAINT 12" SOLID WHITE LIMIT LINE/STOP LINE/CROSSWALK.

35 — PAINT 6" SOLID DOUBLE YELLOW NO PASSING ZONE (W/RPM'S) PER CALTRANS STD. PLAN NO. A20A, DETAIL 22.

36 — PAINT 6" DOUBLE YELLOW TWO-WAY LEFT TURN LANE (W/RPM'S) PER CALTRANS STD. PLAN NO. A20B, DETAIL 32.

37 — PAINT 6" DOUBLE YELLOW MEDIAN ISLAND (W/RPM'S) PER CALTRANS STD. PLAN NO. A20B, DETAIL 29.

38 — PAINT 8" WHITE SOLID CHANNELIZATION LINE (W/RPM'S) PER CALTRANS STD. PLAN NO. A20D, DETAIL 38.

39 — PAINT 8" WHITE SOLID BIKE LANE LINE PER CALTRANS STD. PLAN NO. A20D, DETAIL 39.

40 — PAINT 8" WHITE SKIP BIKE LANE PER CALTRANS STD. PLAN NO A20D, DETAIL 39A.

41 — PAINT 12" SOLID YELLOW LIMIT LINE/STOP LINE/CROSSWALK.

42 — PAINT 12" WHITE CHEVRONS AT 25' OC.

43 — PAINT 6" DOUBLE YELLOW MEDIAN ISLAND PER CALTRANS STD. PLAN NO. A20B, DETAIL 28.

44 — PAINT 6" SOLID DOUBLE WHITE LINE (W/RPM'S).

45 — PAINT 6" WHITE CATTRACK IN INTERSECTION PER CALTRANS STD. PLAN A20D, DETAIL 40.

46 — PAINT WHITE LADDER CROSSWALK.

47 — PAINT CURB NOSE YELLOW AND INSTALL TYPE H RPM'S.

48 — REMOVE AND DISPOSE EXISTING SIGN.

49 — INSTALL SIGN. TYPE AS NOTED.

STRIPING GENERAL NOTES

1. ALL WORK TO CONFORM TO CALTRANS STANDARD PLANS.
2. REFLECTORIZE ALL STRIPES AND LEGEND. PAVEMENT LEGEND AND MARKINGS SHALL MATCH CITY STENCILS.
3. ALL CONFLICTING LINES. EXISTING CURB PAINT AND MARKINGS SHALL BE REMOVED BY WET SANDBLASTING OR OTHER APPROVED METHOD PRIOR TO INSTALLATION OF NEW STRIPING. ALL CONFLICTING RAISED PAVEMENT MARKERS HALL BE REMOVED. PAVEMENT THAT IS DAMAGED DUE TO REMOVAL OF MARKERS HALL BE REPAIRED TO THE SATISFACTION OF THE ENGINEER.
4. FIRST STRIPING COAT SHALL BE APPLIED WITHIN 72 HOURS OF SURFACE COURSE PLACEMENT OF STREETS OPEN TO PUBLIC. IN NO CASE SHALL A NEWLY PAVED STREET OPEN TO THE PUBLIC BE LEFT UNSTRIPED OVER WEEKEND OR HOLIDAY. SECOND STRIPING COAT SHALL BE APPLIED WITHIN 7 CALENDAR DAYS FROM COMPLETION OF PAVING.
5. ALL DETAILS AND MARKINGS NOTED HEREON SHALL CONFORM WITH CALTRANS STANDARD PLANS NOS. A20A THROUGH A20C AND A24A THROUGH A24E.
6. ALL PAVEMENT STRIPING AND MARKINGS SHALL BE THERMOPLASTIC.

N

SCALE: 1" = 40'

0 40 80 120

FOR REDUCED PLANS

811 Know what's below. Call before you dig.

REVISIONS

REV.	DATE	BY	DESCRIPTION	APP'V'D	REV.	DATE	BY	DESCRIPTION	APP'V'D

PLAN PREPARED BY:

KREUZER CONSULTING GROUP
18872 MacArthur Blvd, Suite 210
Irvine, CA 92612
214-656-0100

10/28/24

RICK KREUZER, P.E.
R.C.E. NO. 42407

DATE

PREPARED UNDER THE SUPERVISION OF:

CITY OF BREA
PUBLIC WORKS DEPARTMENT

STRIPING PLAN

BIRCH STREET

STA 119+00.00 TO VALENCIA AVE

SHEET 33 OF 33

TRAFFIC CONTROL SIGN LEGEND - STAGE 1 (THIS SHEET)

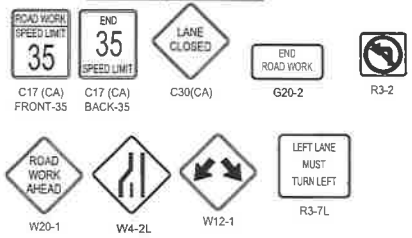

POSTED SPEED LIMIT = 45MPH
CONSTRUCTION SPEED LIMIT = 35MPH

BIRCH STREET

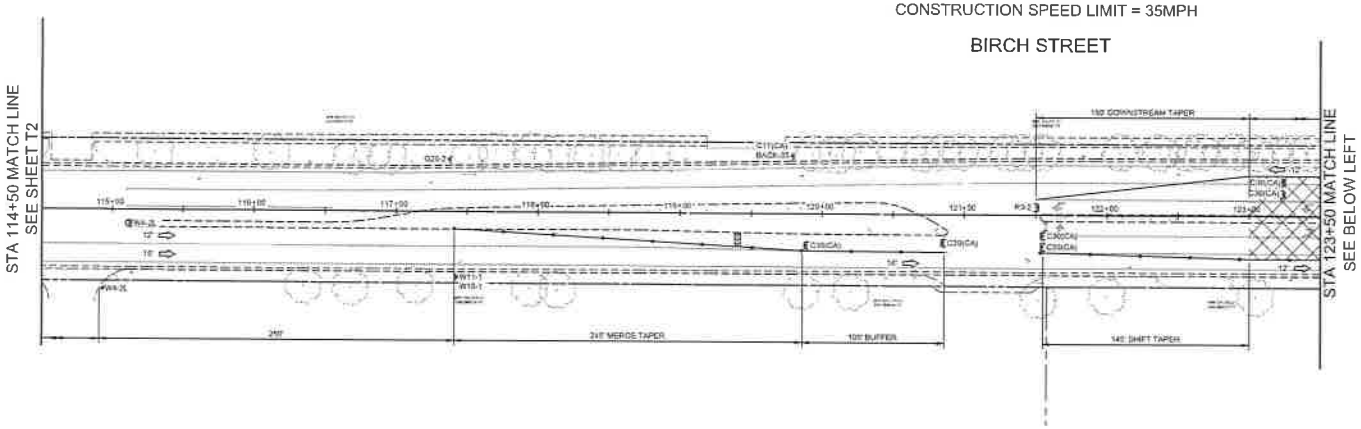

POSTED SPEED LIMIT = 45MPH
CONSTRUCTION SPEED LIMIT = 35MPH

BIRCH STREET

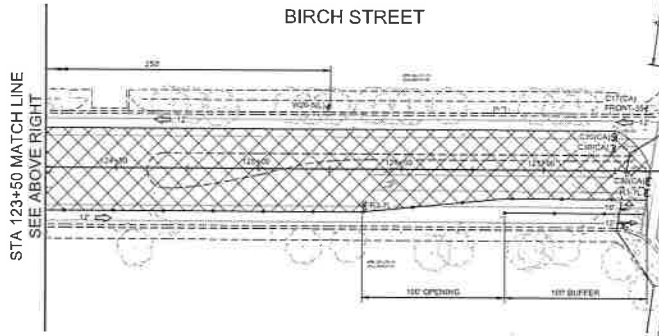

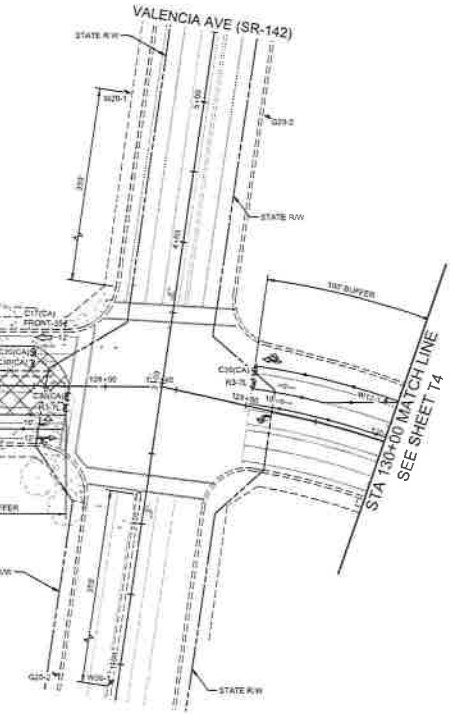

TRAFFIC CONTROL LEGEND

- CONSTRUCTION ZONE
- PORTABLE DELINEATOR @ 35' OC (MAX)
- DIRECTION OF TRAVEL
- EXISTING PCC CURB & GUTTER
- EXISTING PAVEMENT STRIPING
- PROPOSED STRIPING
- SIGN
- TYPE III BARRICADE
- FLASHING ARROW SIGN TYPE I
- TEMPORARY CRASH CUSHIONS
- PORTABLE CHANGEABLE MESSAGE SIGN
- S — SIGNALIZED INTERSECTION
- VID — SIGNALIZED INTERSECTION (W/ VIDEO DETECTION)
- WD — WORKING DAY
- (N) — NIGHT WORK

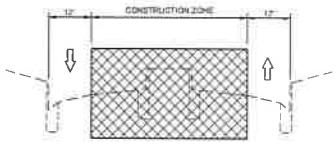

BIRCH ST
LOOKING EAST
NTS

N

SCALE: 1" = 40'
0 1 2
FOR REDUCED PLANS ORIGINAL SCALE IS IN INCHES

STAGE 1 CONSTRUCTION WORKING HOURS
9AM - 3PM
MONDAY - FRIDAY

DISTRICT 12
CALTRANS PERMIT PLANS
DATE: 12-04-2024
ATTACHED TO PERMIT NO.: 1224-0993
APPROVED PLANS

811 Know what's below. Call before you dig.

REVISIONS

REV.	DATE	BY	DESCRIPTION	APP'V'D	REV.	DATE	BY	DESCRIPTION	APP'V'D

PLAN PREPARED BY:
KREUZER CONSULTING GROUP
18872 MacArthur Blvd. Suite 210
Irvine, CA 92612
714-656-0160
RICK KREUZER, P.E.
R.C.E. NO. 42481
10/28/24
DATE

PREPARED UNDER THE SUPERVISION OF:

CITY OF BREA
PUBLIC WORKS DEPARTMENT

PHASE 1 TRAFFIC CONTROL
BIRCH STREET
FROM STA 114+50 TO STA 130+00

SHEET T3 OF T10

TRAFFIC CONTROL SIGN LEGEND - STAGE 2 (THIS SHEET)

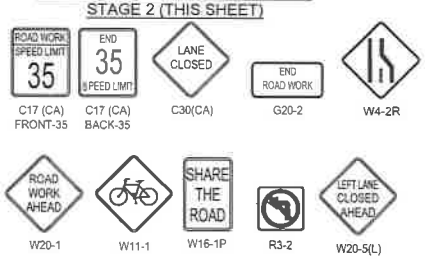

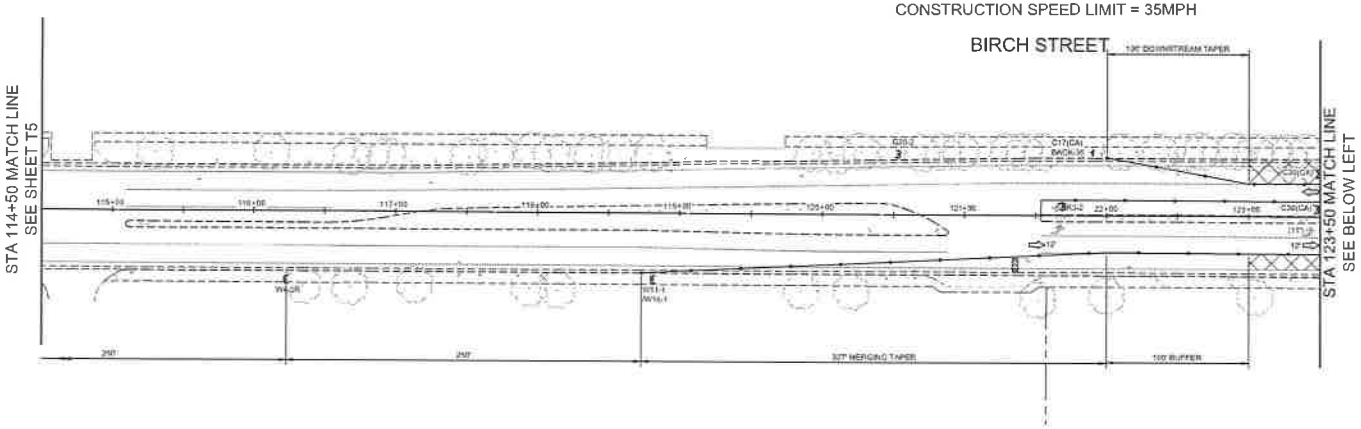

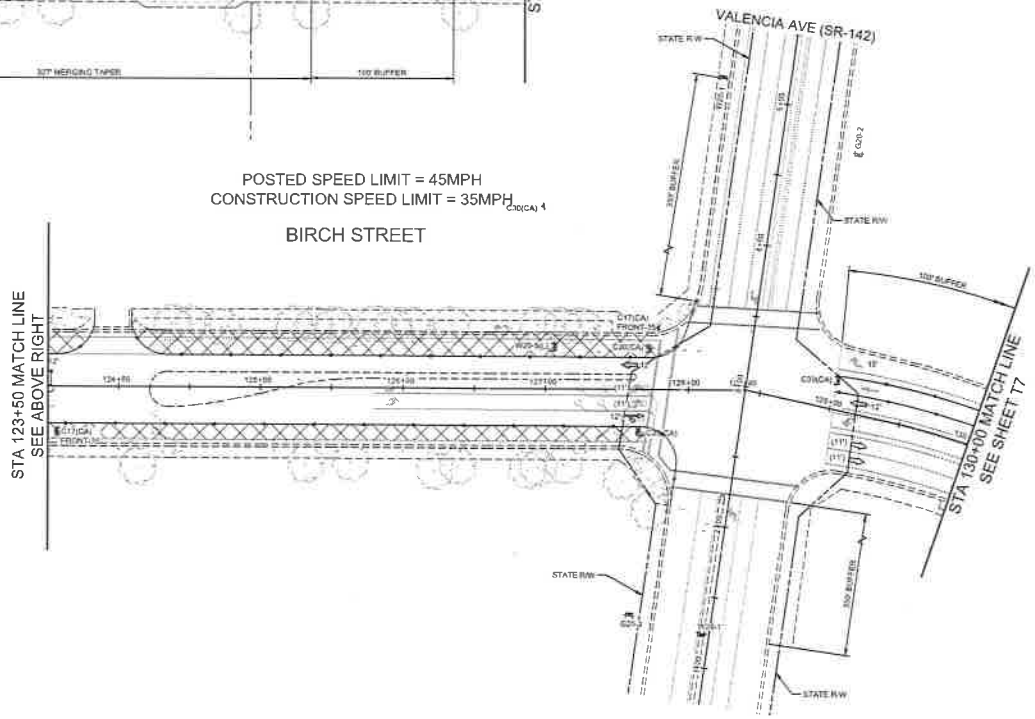

TRAFFIC CONTROL LEGEND

- CONSTRUCTION ZONE
- PORTABLE DELINEATOR @ 35' OC (MAX)
- DIRECTION OF TRAVEL
- EXISTING PCC CURB & GUTTER
- EXISTING PAVEMENT STRIPING
- PROPOSED STRIPING
- SIGN
- TYPE III BARRICADE
- FLASHING ARROW SIGN TYPE I
- TEMPORARY CRASH CUSHIONS
- PORTABLE CHANGEABLE MESSAGE SIGN
- S — SIGNALIZED INTERSECTION
- VID — SIGNALIZED INTERSECTION (W/ VIDEO DETECTION)
- WD — WORKING DAY
- (N) — NIGHT WORK

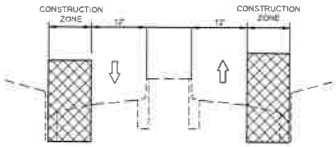

BIRCH ST
LOOKING EAST
NTS

N

SCALE: 1" = 40'
0 1 2
FOR REDUCED PLANS ORIGINAL SCALE IS IN INCHES

STAGE 2 CONSTRUCTION WORKING HOURS
9AM - 3PM
MONDAY - FRIDAY

811 Know what's below. Call before you dig.

REVISIONS

REV.	DATE	BY	DESCRIPTION	APP'V'D	REV.	DATE	BY	DESCRIPTION	APP'V'D

PLAN PREPARED BY:
KREUZER CONSULTING GROUP
18872 MacArthur Blvd Suite 210
Irvine, CA 92612
714.656.0160
10/28/24
RICK KREUZER, P.E. DATE
R.C.E. NO. 42401

PREPARED UNDER THE SUPERVISION OF:

CITY OF BREA
PUBLIC WORKS DEPARTMENT

PHASE 2 TRAFFIC CONTROL
BIRCH STREET
FROM STA 114+50 TO STA 130+00

SHEET T6 OF T10

TRAFFIC CONTROL SIGN LEGEND - STAGE 3 (THIS SHEET)

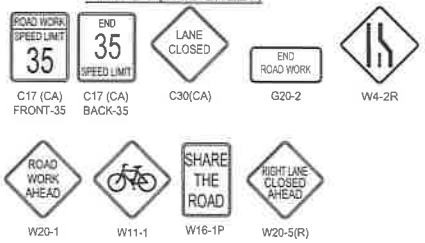

POSTED SPEED LIMIT = 45MPH
CONSTRUCTION SPEED LIMIT = 35MPH

BIRCH STREET

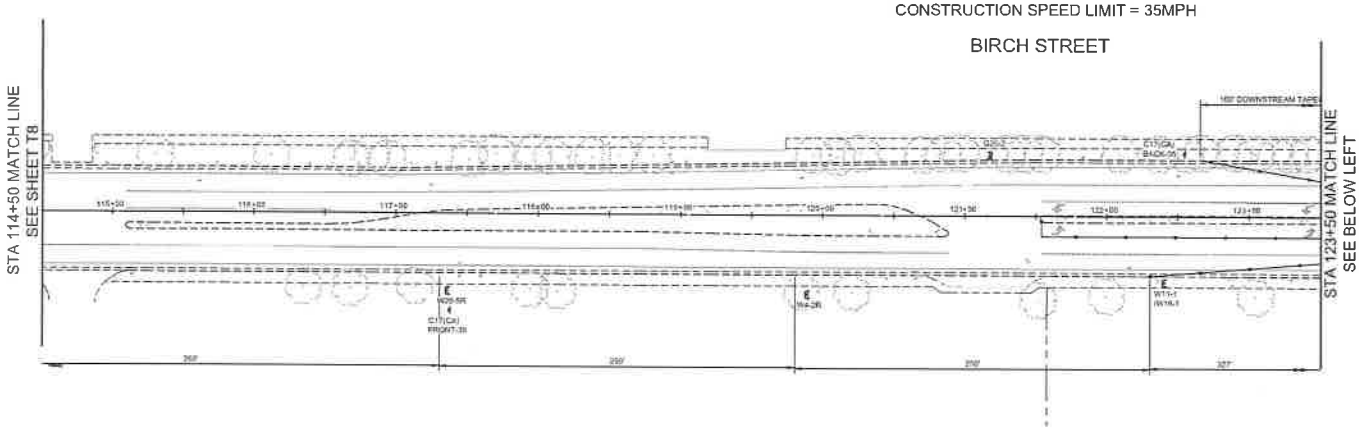

TRAFFIC CONTROL LEGEND

- CONSTRUCTION ZONE
- PORTABLE DELINEATOR @ 35' OC (MAX)
- DIRECTION OF TRAVEL
- EXISTING PCC CURB & GUTTER
- EXISTING PAVEMENT STRIPING
- PROPOSED STRIPING
- SIGN
- TYPE III BARRICADE
- FLASHING ARROW SIGN TYPE I
- TEMPORARY CRASH CUSHIONS
- PORTABLE CHANGEABLE MESSAGE SIGN
- S — SIGNALIZED INTERSECTION
- VID — SIGNALIZED INTERSECTION (W/ VIDEO DETECTION)
- WD — WORKING DAY
- (N) — NIGHT WORK

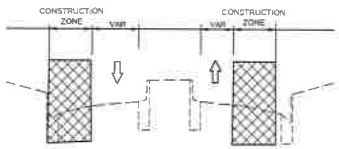

BIRCH ST
LOOKING EAST
NTS

POSTED SPEED LIMIT = 45MPH
CONSTRUCTION SPEED LIMIT = 35MPH

BIRCH STREET

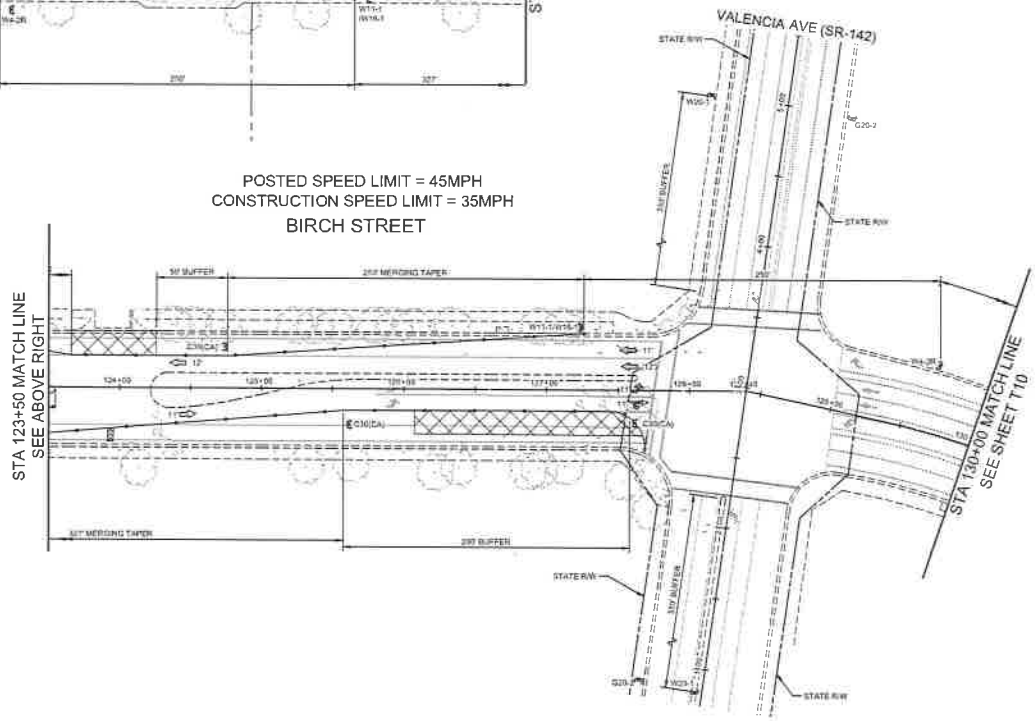

N

SCALE: 1" = 40'
0 1 2
FOR REDUCED PLANS ORIGINAL SCALE IS IN INCHES

STAGE 3 CONSTRUCTION WORKING HOURS
9AM - 3PM
MONDAY - FRIDAY

811 Know what's below. Call before you dig.

REVISIONS

REV.	DATE	BY	DESCRIPTION	APP'VD	REV.	DATE	BY	DESCRIPTION	APP'VD

PLAN PREPARED BY:
KREUZER CONSULTING GROUP
18012 MacArthur Blvd. Suite 210
Irvine, CA 92612
714-656-0160
RICK KREUZER P.E.
R.C.E. NO. 42481
10/28/24
DATE

PREPARED UNDER THE SUPERVISION OF:

CITY OF BREA
PUBLIC WORKS DEPARTMENT

PHASE 3 TRAFFIC CONTROL

BIRCH STREET

FROM STA 114+50 TO STA 130+00

SHEET T9 OF T10

City of Brea
1224-NMC-0993
December 4, 2024

In addition to the attached General Provisions (TR-0045), the following Special Provisions are applicable:

A. **Prior to performing the authorized encroachment work by someone other than the Permittee, the Permittee must submit a completed and signed Contractor Authorization Form (form TR-0429) with information of all Permittee's prime contractors who will be performing work under the permit.**

B. **Permittee must provide a copy of bore-log showing horizontal and vertical alignment (depth). A bore-log must be kept for both the pilot bore and the reaming process. These records must be provided to Caltrans's representative daily. The bore-log must depict a plan and profile of actual bore path.**

C. **Electronic (PDF) as-built plans shall be provided to Permit Inspector after construction is complete and shall adhere to attached TR-0045 Encroachment Permit General Provisions Section #22 AS-BUILTS PLANS.**

D. **Work requiring traffic control shall be conducted between Monday through Friday 9:00AM to 3:00PM or as otherwise authorized by the Permit Engineer. Typical night work shall be performed between Sunday through Thursday 10:00PM to 5:00AM. All closure hours are subject to traffic analysis reports and/or traffic management plans. Final determination will be made by the permit engineer. Lane closures are subject to restricted hours prior to and following legal holidays.**

E. **Permittee shall fill out the attached Notice of Completion (NOC) within 2 weeks of completion of permitted work and send to State Inspector via email to initiate final permit processing.**

F. **All restoration work must be complete, as built plans and ADA certification be stamped & signed and close out documents be submitted prior to NOC. Final inspection will be scheduled upon receipt of NOC.**

G. **Potholes are defined as core drilled holes up to 12 inches in diameter in roadway pavement. Multiple pothole locations within close proximity may require replacement of pavement extending from curb and gutter to nearest travel lane line.**

H. **Permittee shall STATUS (call) scheduled work DAILY via District's 24-hour Communication Center (DCC) at 949-936-3600 and text 10-97, 10-98, or 10-22 status to the State permit inspector named on the permit (Inspector's cell phone number will be provided during the pre-job meeting). Status (call) using Closure ID No(s) and Log No(s) provided by the State inspector when work begins (first cone down, 10-97), and again when work is finished for the day (last cone removed, 10-98).**
If the work is cancelled on any scheduled day, Permittee shall call Caltrans DCC at 949-936-3600 and relay; "Closure ID No., Log No is 10-22" (cancelled). Cancellation call shall be made no later than the scheduled 10-97 time. Any delay in picking up your closure must be reported immediately to DCC at 949-936-3600 and State Permit Inspector.
FAILURE TO FOLLOW THESE INSTRUCTIONS WILL RESULT IN SUSPENSION OF PERMIT.

I. **Planned closures causing delay or backup onto the freeway will have closure hours reduced or moved to night work as determined by Caltrans Permit Inspector. Revised traffic control plan may be required.**

J. The following advance notification procedure shall be followed for permitted work activities requiring Traffic Control within the State Right of Way:

   - Closure Request: Must be submitted 5 working days prior to requested day(s) by submitting lane closure request form (included in permit package) to designated permit inspector. Upon approval, closure details and call-in instructions will be provided to applicant.

K. ADA Compliance requirements shall be met at all times. (DIB 82-06) at https://dot.ca.gov/-/media/dot-media/programs/design/documents/dib82-06-a11y.pdf

L. Except for installing, maintaining and removing traffic control devices, any work encroaching within 3 feet of the edge of a travel lane for areas with a posted speed limit below 45mph, or 6 feet of the edge of a travel lane, for areas with a speed limit posted at 45mph or higher, shall require closing of that travel lane. Any work encroaching within 6 feet of the edge of the shoulder, shall require closing of that shoulder.

M. **It is the sole responsibility of the permittee to comply with all provisions and requirements of this permit and instructions from the State Permit Inspector**. Permittee shall keep the permit package or copies thereof, at the work site at all times and show it upon request to any Department representative or law enforcement officer. When the permit package is not available, then immediate suspension of permit will occur.

N. Should any deviation from these procedures or conditions be observed, all work shall be suspended until satisfactory steps have been taken to ensure compliance.

O. Permittee shall furnish the necessary inspection to provide for public safety and to ensure that all work within or affecting the State's right of way pursuant to this permit is in accordance with State Standards and requirements. The State permit inspectors will monitor the work authorized under this permit and the work is subject to the approval of the State permit inspectors.

P. Prior to performing any work pursuant to this permit, the permittee shall obtain all necessary permits and authorizations required of other governmental agencies and by law. The permittee shall make the necessary arrangements with the appropriate agencies to monitor and test performed work to ensure accordance with requirements of those agencies.

Q. American National Standards Institute (ANSI) compliant Class II vests and hard hats shall be worn while working within State's right-of-way. Workers working at night will be required to wear ANSI Class III warning garments. Class III compliance can be achieved by combining ANSI Class E pants worn with an ANSI Class II vest.

R. The State Permit Inspector must ascertain and agree to all work details and all aspects of traffic control or no work shall begin on this permit.

S. If safe passageway cannot be provided, appropriate signs and barricades shall be installed at the limits and in advance of construction at the nearest Crosswalk or Intersection to detour pedestrians to facilities across the street.

T. When the work area encroaches upon a sidewalk, walkway, or crosswalk area, special consideration must be given to pedestrian safety. Protective barricades, fencing, handrails and bridges, together with warning and guidance devices and signs must be utilized so that the passageway for pedestrians, especially blind and other physically handicapped is safe and well defined and shown on the approved permit plan.

U. Personal vehicles of the Contractor's employees shall not be parked on paved shoulders or traveled way within the limits of this work.

V. The full width of traveled way shall be open for use by public traffic on Saturdays, and designated legal holidays, after 3:00 PM on Fridays and on the day preceding designated legal holidays, and when construction operations are not actively in progress.

W. Except as specifically provided herein, all requirements of the Vehicle Code and other applicable laws must be complied with in all particulars.

X. No lane, shoulder and/or sidewalk may be closed or obstructed at any time unless specifically allowed per the encroachment permit, shown in approved traffic control plans, and/or as directed by the Department's Representative.

Y. The Permittee's work shall be subordinated to any operations which the Department may conduct and shall not delay, nor interfere with the Department's Forces or Department's Contractors.

Z. In the event of any discrepancy between Permittee's Permit Plans and the Special Provisions, these Special Provisions shall prevail.

AA. Per Encroachment Permit Manual (EPM) Section 206.A, State permit inspector may cite the permittee, contractor, or both for non-compliance or violations with permit requirements. Permittees shall be placed on probation for repeat violations and are subject to immediate suspension of work after the third violation.

BB. Per EPM Section 206.C, when permittee is on probation and incurs another violation, the District Permit Engineer (DPE) has the discretion to revoke the permit(s) related to the project and have the encroachment or facility removed from State Right of Way. The DPE may also revoke all other permits within District 12 for the same permittee for which construction has not begun.

DISTRICT 12 LANE/SHOULDER CLOSURE REQUEST FORM
THIS FORM MUST BE SUBMITTED BY NOON ON MONDAY PRIOR TO THE WEEK OF THE PLANNED RESTRICTION

COMPLETE FORM AND EMAIL TO THE EMAIL ADDRESS INDICATED AT THE BOTTOM OF THE PAGE

PERMITTEE INFORMATION

Today's Date: _____ Time: _____ Contractor: _____

Requestor: _____ Field Contact: _____

Office Phone #: _____ Cell #: _____

Permit #: _____ Email Address: _____

Caltrans Inspector: _____ Emergency Phone Number: _____

CLOSURE INFORMATION

Week of: _____

Day(s): ☐ Saturday ☐ Sunday ☐ Monday ☐ Tuesday ☐ Wednesday ☐ Thursday ☐ Friday

Existing Number of Lanes in the Direction of Travel: ☐ 1 ☐ 2 ☐ 3 ☐ 4 ☐ 5 ☐ 6

Direction: ☐ NB ☐ SB ☐ EB ☐ WB _____

Lane #: ☐ 1 ☐ 2 ☐ 3 ☐ 4 ☐ 5 ☐ 6
(Lane #1 is the lane adjacent to the roadway centerline)

☐ Bike Lane ☐ Shoulder ☐ Median ☐ Auxiliary Lane

	COUNTY	ROUTE	PM	DESCRIPTIVE LOCATION/CLOSURE	TIME
FROM	☐ LA				
TO	☐ ORANGE				

Types of Closure, Closure Characteristics (Check all of the following that apply):

☐ Full Ramp Closure ☐ Full Street Closure ☐ 24-Hour/7-Day-Closure ☐ Detour Available

☐ Closure conforms to the 2014 California Manual of Uniform Traffic Control Devices (CA MUTCD) 2014, latest edition, copies of which are available at https://dot.ca.gov/programs/safety-programs/camutcd

Type of Work Proposed: _____

REAL TIME STATUS INSTRUCTIONS

Permittee shall call the Traffic Management Center (TMC) at 949-936-3600 and relay the Closure ID No(s), Log No(s), and status code provided by the State inspector when work begins (first cone down, status code 10-97), and again when work is finished for the day (last cone removed, status code 10-98. If the work is cancelled on any scheduled day, Permittee shall call TMC at 949-936-3600 and relay; "(Closure ID No., Log No.) is 10-22" (cancelled) no later than the scheduled 10-97 time. Any delay in picking up your closure must be reported immediately to TMC at 949-936-3600 and State Permit Inspector. Permittee shall text 10-97, 10-98, or 10-22 status to the State permit inspector named on the permit (Inspector's cell phone number will be provided during the pre-job meeting). FAILURE TO FOLLOW THESE INSTRUCTIONS WILL RESULT IN SUSPENSION OF PERMIT.

PERMITTEE SHALL SUBMIT THE SIGNED ORIGINAL COPY AT THE PRE-JOB MEETING AND EMAIL A COPY OF THE FORM TO THE D12.LCR@DOT.CA.GOV

Name: _____ Signature: _____ Date: _____

STATE OF CALIFORNIA • DEPARTMENT OF TRANSPORTATION

ENCROACHMENT PERMIT APPLICANT: CONTRACTOR(S) AUTHORIZATION FORM

DOT TR-0429 (NEW 12/2022)

I/We, the Permittee, hired the following prime contractor(s) to perform the approved encroachment activities under Encroachment Permit # _____ on my/our behalf as agents in accordance with Encroachment Permit General Provision #4 of the Encroachment Permit. I/we have provided a copy of the Encroachment Permit to the prime contractor(s) listed below, and I/we, the Permittee, warrant and represent that the activities related to the Encroachment Permit, whether performed by the Permittee or by any person or entity acting for or on behalf of the Permittee, will be performed in compliance with all terms, conditions, specifications, standards, provisions, and other requirements of the subject Encroachment Permit. The person(s) signing warrant and represent he/she/it/they have authority to agree to and so bind the Permittee to this page.

List of authorized prime contractors for the encroachment permit:

Contractor Name	Scope of work (Traffic Control/civil work etc.)	Contact Person	Contact Person's Information (Phone # and E-mail)

I declare under penalty of perjury under the laws of the State of California that the foregoing is true and correct.

_____	_____	_____	_____
Name of Permittee	**Name and Title of Person Signing for Permittee (Print)**	**Signature**	**Date**

ENCROACHMENT PERMIT APPLICANT: CONTRACTOR(S) AUTHORIZATION FORM

DOT TR-0429 (NEW 12/2022)

By signing below, the prime contractor entities each acknowledge that they have received a copy of Encroachment Permit #_____and agree they, and their employees, managers, officers, directors, agents, subcontractors, and suppliers, will comply with, and will perform all activities in accordance with, all terms, conditions, specifications, standards, provisions, and other requirements of the Encroachment Permit, including but not limited to notifying the permit inspector as required in the Encroachment Permit and the lane closure notifications and the Encroachment Permit General Provisions (TR-0045). The person(s) signing on behalf of each prime contractor warrant and represent he/she/it/they have authority to agree to and so bind the named contractor to this paragraph.

I declare under penalty of perjury under the laws of the State of California that the foregoing is true and correct.

Name of Prime Contractor	Name and Title of Person Signing for Contractor (Print)	Signature	Date
Name of Prime Contractor	Name and Title of Person Signing for Contractor (Print)	Signature	Date
Name of Prime Contractor	Name and Title of Person Signing for Contractor (Print)	Signature	Date
Name of Prime Contractor	Name and Title of Person Signing for Contractor (Print)	Signature	Date

STATE OF CALIFORNIA • DEPARTMENT OF TRANSPORTATION

NOTICE OF COMPLETION

TR-0128 (REV 06/01) CT #7541-5529-1

PERMIT NO.

Dear Sir or Madam:

All work authorized by the above-numbered permit was completed on DATE

SIGNATURE OF PERMITTEE

FM 92 1546 M

ADA Notice For individuals with sensory disabilities, this document is available in alternate formats. For alternate format information, contact the Forms Management Unit at (916) 445-1233, TTY 711, or write to Records and Forms Management, 1120 N Street, MS-89, Sacramento, CA 95814.

ENCROACHMENT PERMIT GENERAL PROVISIONS

TR-0045 (REV. 12/2022)

1. **AUTHORITY:** The California Department of Transportation ("Department") has authority to issue encroachment permits under Division 1, Chapter 3, Article 1, Sections 660 through 734 of the Streets and Highways Code.
2. **REVOCATION:** Encroachment permits are revocable on five (5) business days' notice unless otherwise stated on the permit or otherwise provided by law, and except as provided by law for public corporations, franchise holders, and utilities. Notwithstanding the foregoing, in an emergency situation as determined by the Department, an encroachment permit may be revoked immediately. These General Provisions and any applicable Special Provisions are subject to modification or abrogation by the Department at any time. Permittees' joint use agreements, franchise rights, reserved rights or any other agreements for operating purposes in State of California ("State") highway right-of-way may be exceptions to this revocation.
3. **DENIAL FOR NONPAYMENT OF FEES:** Failure to pay encroachment permit fees when due may result in rejection of future applications, denial of encroachment permits, and revocation of the encroachment permit if already issued.
4. **PERMITTEE AUTHORIZATION FOR OTHERS TO PERFORM WORK:** This encroachment permit allows only the Permittee and/or Permittee's authorized contractor or agent to work within or encroach upon the State highway right-of-way, and the Permittee may not assign or transfer this encroachment permit. Any attempt to assign or transfer this encroachment permit shall be null and void. Permittee shall provide to the Department a list of Permittee's authorized contractors/agents, in the form and at the time specified by the Department but if no time is specified then no later than the pre-construction meeting. Permittee shall keep the list current and shall provide updates to the Department immediately upon any change to the list of authorized contractors/agents, including but not limited the addition, removal, or substitution of an authorized contractor/agent, or a new address or contact information for an existing authorized contractor/agent. Permittee is responsible for the acts and/or omissions of any person or entity acting on behalf of the Permittee, even if such person or entity is not included on Permittee's list of authorized contractors and/or agents.
5. **ACCEPTANCE OF PROVISIONS:** Permittee, and the Permittee's authorized contractors and/or agents, understand and agree to accept and comply with these General Provisions, the Special Provisions, any and all terms and/or conditions contained in or incorporated into the encroachment permit, and all attachments to the encroachment permit (collectively "the Permit Conditions"), for any encroachment, work, and/or activity to be performed under this encroachment permit and/or under color of authority of this encroachment permit. Permittee understands and agrees the Permit Conditions are applicable to and enforceable against Permittee as long as the encroachment remains in, under, or over any part of the State highway right-of-way. The Permittee's authorized contractors and/or agents, are also bound by the Permit Conditions. Non-compliance with the Permit Conditions by the Permittee's authorized contractor and/or agent will be deemed non-compliance by the Permittee.
6. **BEGINNING OF WORK:** When traffic is not impacted (see General Provision Number 35), the Permittee must notify the Department's representative two (2) business days before starting permitted work. Permittee must notify the Department's representative if the work is to be interrupted for a period of five (5) business days or more, unless otherwise agreed upon. All work must be performed on weekdays during regular work hours, excluding holidays, unless otherwise specified in this encroachment permit.
7. **STANDARDS OF CONSTRUCTION:** All work performed within State highway right-of-way must conform to all applicable Departmental construction standards including but not limited to: Standard Specifications, Standard Plans, Project Development Procedures Manual, Highway Design Manual and Special Provisions.

   Other than as expressly provided by these General Provisions, the Special Provisions, the Standard Specifications, Standard Plans, and other applicable Departmental standards, nothing in these General Provisions is intended to give any third party any legal or equitable right, remedy, or claim with respect to the encroachment permit and/or to these General Provisions or any provision herein. These General Provisions are for the sole and exclusive benefit of the Permittee and the Department.

   Where reference is made in such standards to "Contractor" and "Engineer," these are amended to be read as "Permittee" and "Department's representative," respectively, for purposes of this encroachment permit.
8. **PLAN CHANGES:** Deviations from plans, specifications, and/or the Permit Conditions as defined in General Provision Number 5 are not allowed without prior approval from the Department's representative and the Federal Highway Administration ("FHWA") representative if applicable.
9. **RIGHT OF ENTRY, INSPECTION AND APPROVAL:** All work is subject to monitoring and inspection. The United States, the State, the Department, and the Directors, officers, employees, agents, and/or contractors of the State and/or of the Department, and other state, and federal agencies, and the FHWA, through their agents or representatives, must have full access to highway

© 2018 California Department of Transportation. All rights reserved.

facilities/encroachment area, at any and all times for the purpose of inspection, maintenance, activities needed for construction/reconstruction, and operation of the State highway right-of-way.

Upon completion of work, Permittee must request a final inspection for acceptance and approval by the Department. The local public agency Permittee must not give final construction approval to its contractor until final acceptance and approval by the Department is obtained.

10. **PERMIT AT WORKSITE:** Permittee and Permittee's authorized contractors/agents must keep the permit package and current list of authorized contractors/agents, or copies thereof, at the work site at all times and must show such documents upon request to any Department representative or law enforcement officer. If the permit package or current list of authorized contractors/agents, or copies thereof, are not kept and made available at the work site at all times, then all work must be suspended.
11. **CONFLICTING ENCROACHMENTS:** Permittee must yield start of work to ongoing, prior authorized work adjacent to or within the limits of the Permittee's project site. When existing encroachments conflict with Permittee's work, the Permittee must bear all cost for rearrangements (e.g., relocation, alteration, removal, etc.).
12. **PERMITS, APPROVALS, AND CONCURRENCES FROM OTHER AGENCIES AND/OR ENTITIES:** This encroachment permit is invalidated if the Permittee has not obtained all permits, approvals, and concurrences necessary and required by law, including but not limited to those from the California Public Utilities Commission ("CPUC"), California Occupational Safety and Health Administration ("Cal-OSHA"), local and state and federal environmental agencies, the California Coastal Commission, and any other public agency and/or entity having jurisdiction. Permittee is responsible for providing notice of the encroachment to, and obtaining concurrence from, any person or entity (whether public or private) affected by the scope of work described in the encroachment permit, regardless of whether such notice or concurrence is required by law; the Department is not responsible to provide such notice or obtain such concurrence. Permittee warrants all such permits, approvals, and concurrences have been obtained before beginning work under this encroachment permit. The Department may, at the Department's discretion, require the Permittee to demonstrate that Permittee has obtained all such permits, approvals, and concurrences, and Permittee shall demonstrate this at the time and in the manner specified by the Department.
13. **PEDESTRIAN AND BICYCLIST SAFETY:** A safe continuous passageway must be maintained through the work area at existing pedestrian or bicycle facilities. At no time must pedestrians be diverted onto a portion of the street used for vehicular traffic. At locations where safe alternate passageways cannot be provided, appropriate signs and barricades must be installed at the limits of construction and in advance of the limits of construction at the nearest crosswalk or intersection to detour pedestrians to facilities across the street. Attention is directed to Section 7-1.04 "Public Safety," and to Section 12-4.04 "Temporary Pedestrian Access Routes," and to Section 16-2.02 "Temporary Pedestrian Facility," of the Department's Standard Specifications, and to California Vehicle Code section 21760, subdivision (c).
14. **PUBLIC TRAFFIC CONTROL:** The Permittee must provide traffic control protection, warning signs, lights, safety devices, etc., and take all other measures necessary for the traveling public's safety as required by law and/or the Department. While providing traffic control, the needs of all road users, including but not limited to motorists, bicyclists and pedestrians, including persons with disabilities in accordance with the Americans with Disabilities Act, must be an essential part of the work activity.

    Lane, Bike Lane, Sidewalk, Crosswalk, and/or shoulder closures must comply with the Department's Standard Specifications and Standard Plans for Temporary Traffic Control Systems & Temporary Pedestrian Access Routes, and with the applicable Special Provisions. Where issues are not addressed in the Standard Specifications, Standard Plans, and/or Special Provisions, the California Manual on Uniform Traffic Control Devices (Part 6, Temporary Traffic Control) must be followed.
15. **MINIMUM INTERFERENCE WITH TRAFFIC:** Permittee must plan and conduct work so as to create the least possible inconvenience to the traveling public (motorized vehicles, unmotorized vehicles such as bicycles, pedestrians, person(s) with disabilities, etc.), such that traffic is not unreasonably delayed.
16. **STORAGE OF EQUIPMENT AND MATERIALS:** The storage of equipment or materials is not allowed within State highway right-of-way, unless specified within the Special Provisions of this encroachment permit. If encroachment permit Special Provisions allow for the storage of equipment or materials within the State highway right-of-way, the equipment and material storage must also comply with Section 7-1.04, Public Safety, of the Department's Standard Specifications.
17. **CARE OF DRAINAGE:** Permittee must provide alternate drainage for any work interfering with an existing drainage facility in compliance with the Department's Standard Specifications, Standard Plans, and/or as directed by the Department's representative.
18. **RESTORATION AND REPAIRS IN STATE HIGHWAY RIGHT-OF-WAY:** Permittee is responsible for restoration and repair of State highway right-of-way resulting from permitted work (Streets and Highways Code, section 670 et seq.).
19. **STATE HIGHWAY RIGHT-OF-WAY CLEAN UP:** Upon completion of work, Permittee must remove and dispose of all scraps, refuse, brush, timber, materials, etc. off the State highway right-of-way. The aesthetics of the highway must be as it was before work started or better.
20. **COST OF WORK:** Unless stated otherwise in the encroachment permit or a separate written agreement with the Department, the Permittee must bear all costs

© 2018 California Department of Transportation. All rights reserved.

incurred for work within the State highway right-of-way and waives all claims for indemnification or contribution from the United States, the State, the Department, and from the Directors, officers, and employees of the State and/or the Department. Removal of Permittee's personal property and improvements shall be at no cost to the United States, the State, and the Department.

21. **ACTUAL COST BILLING:** When specified in the permit, the Department will bill the Permittee actual costs at the currently set Standard Hourly Rate for encroachment permits.
22. **AS-BUILT PLANS:** When required, Permittee must submit one (1) set of folded as-built plans within thirty (30) calendar days after completion and acceptance of work in compliance with requirements listed as follows:
    a) Upon completion of the work provided herein, the Permittee must submit a paper set of As-Built plans to the Department's representative.
    b) All changes in the work will be shown on the plans, as issued with the permit, including changes approved by Encroachment Permit Rider.
    c) The plans are to be prominently stamped or otherwise noted "AS-BUILT" by the Permittee's representative who was responsible for overseeing the work. Any original plan that was approved with a Department stamp, or by signature of the Department's representative, must be used for producing the As-Built plans.
    d) If construction plans include signing or striping, the dates of signing or striping removal, relocation, or installation must be shown on the As-Built plans when required as a condition of the encroachment permit. When the construction plans show signing and striping for staged construction on separate sheets, the sheet for each stage must show the removal, relocation, and installation dates of the appropriate staged striping and signing.
    e) As-Built plans must contain the Encroachment Permit Number, County, Route, and Post Mile on each sheet.
    f) The As-Built Plans must not include a disclaimer statement of any kind that differs from the obligations and protections provided by sections 6735 through 6735.6 of the California Business and Professions Code. Such statements constitute non-compliance with Encroachment Permit requirements and may result in the Department retaining Performance Bonds or deposits until proper plans are submitted. Failure to comply may also result in denial of future encroachment permits or a provision requiring a public agency to supply additional bonding.
23. **PERMITS FOR RECORD PURPOSES ONLY:** When work in the State highway right-of-way is within an area under a Joint Use Agreement (JUA) or a Consent to Common Use Agreement (CCUA), a fee exempt encroachment permit is issued to the Permittee for the purpose of providing a notice and record of work. The Permittee's prior rights must be preserved without the intention of creating new or different rights or obligations. "Notice and Record Purposes Only" must be stamped across the face of the encroachment permit.
24. **BONDING:** The Permittee must file bond(s), in advance, in the amount(s) set by the Department and using forms acceptable to the Department. The bonds must name the Department as obligee. Failure to maintain bond(s) in full force and effect will result in the Department stopping all work under this encroachment permit and possibly revoking other encroachment permit(s). Bonds are not required of public corporations or privately-owned utilities unless Permittee failed to comply with the provisions and/or conditions of a prior encroachment permit. The surety company is responsible for any latent defects as provided in California Code of Civil Procedure section 337.15. A local public agency Permittee also must comply with the following requirements:
    a) In recognition that project construction work done on State property will not be directly funded and paid by State, for the purpose of protecting stop notice claimants and the interests of State relative to successful project completion, the local public agency Permittee agrees to require the construction contractor to furnish both a payment and performance bond in the local public agency's name with both bonds complying with the requirements set forth in Section 3-1.05 Contract Bonds of the Department's Standard Specifications before performing any project construction work.
    b) The local public agency Permittee must defend, indemnify, and hold harmless the United States, the State and the Department, and the Directors, officers, and employees of the State and/or Department, from all project construction related claims by contractors, subcontractors, and suppliers, and from all stop notice and/or mechanic's lien claimants. The local public agency also agrees to remedy, in a timely manner and to the Department's satisfaction, any latent defects occurring as a result of the project construction work.
25. **FUTURE MOVING OF INSTALLATIONS:** Permittee understands and agrees to relocate a permitted installation upon notice by the Department. Unless under prior property right or agreement, the Permittee must comply with said notice at the Permittee's sole expense.
26. **ENVIRONMENTAL:**
    a) ARCHAEOLOGICAL/HISTORICAL: If any archaeological or historical resources are identified or encountered in the work vicinity, the Permittee must immediately stop work, notify the Department's representative, retain a qualified archaeologist who must evaluate the site at Permittee's sole expense, and make recommendations to the Department's representative regarding the continuance of work.
    b) HAZARDOUS MATERIALS: If any hazardous waste or materials (such as underground storage tanks, asbestos pipes, contaminated soil, etc.) are identified or encountered in the work vicinity, the Permittee must immediately stop work, notify the Department's representative, retain a qualified hazardous

© 2018 California Department of Transportation. All rights reserved.

waste/material specialist who must evaluate the site at the Permittee's sole expense, and make recommendations to the Department's representative regarding the continuance of work.
Attention is directed to potential aerially deposited lead (ADL) presence in unpaved areas along highways. It is the Permittee's responsibility to take all appropriate measures to protect workers in conformance with California Code of Regulations Title 8, Section 1532.1, "Lead," and with Cal-OSHA Construction Safety Orders, and to ensure roadway soil management is in compliance with Department of Toxic Substances Control (DTSC) requirements.

c) BIOLOGICAL: If any regional, state, or federally listed biological resource is identified or encountered in the work vicinity, the Permittee must immediately stop work, notify the Department's representative, retain a qualified biologist who must evaluate the site at Permittee's sole expense, and make recommendations to the Department's representative regarding the continuance of work.

27. **PREVAILING WAGES:** Work performed by or under an encroachment permit may require Permittee's contractors and subcontractors to pay appropriate prevailing wages as set by the California Department of Industrial Relations. Inquiries or requests for interpretations relative to enforcement of prevailing wage requirements must be directed to the California Department of Industrial Relations.

28. **LIABILITY, DEFENSE, AND INDEMNITY:** The Permittee agrees to indemnify and save harmless the United States, the State, the Department, and the Directors, officers, employees, agents and/or contractors of the State and/or of the Department, including but not limited to the Director of Transportation and the Deputy Directors, from any and all claims, demands, damages, costs, liability, suits, or actions of every name, kind, and description, including but not limited to those brought for or on account of property damage, invasion of privacy, violation or deprivation of a right under a state or federal law, environmental damage or penalty, or injury to or death of any person including but not limited to members of the public, the Permittee, persons employed by the Permittee, and/or persons acting on behalf of the Permittee, arising out of or in connection with: (a) the issuance and/or use of this encroachment permit; and/or (b) the encroachment, work, and/or activity conducted pursuant to this encroachment permit, or under color of authority of this encroachment permit but not in full compliance with the Permit Conditions as defined in General Provision Number 5 ("Unauthorized Work or Activity"); and/or (c) the installation, placement, design, existence, operation, and/or maintenance of the encroachment, work, and/or activity; and/or (d) the failure by the Permittee, or by anyone acting for or on behalf of the Permittee, to perform the Permittee's obligations under any part of the Permit Conditions as defined in General Provision Number 5, in respect to maintenance or any other obligation; and/or (e) any change to the Department's property or adjacent property, including but not limited to the features or conditions of either of them, made by the Permittee or anyone acting on behalf of the Permittee; and/or (f) a defect or obstruction related to or caused by the encroachment, work, and/or activity whether conducted in compliance with the Permit Conditions as defined in General Provision Number 5 or constituting Unauthorized Work or Activity, or from any cause whatsoever. The duty of the Permittee to indemnify and save harmless includes the duties to defend as set forth in Section 2778 of the Civil Code.

It is the intent of the Department and the Permittee that except as prohibited by law, the Permittee will defend, indemnify, and hold harmless as set forth in this General Provision Number 28 regardless of the existence or degree of fault or negligence, whether active or passive, primary or secondary, on the part of: the United States, the State; the Department; the Directors, officers, employees, agents and/or contractors of the State and/or of the Department, including but not limited to the Director of Transportation and the Deputy Directors; the Permittee; persons employed by the Permittee; and/or persons acting on behalf of the Permittee.

The Permittee waives any and all rights to any type of expressed or implied indemnity from or against the United States, the State, the Department, and the Directors, officers, employees, agents, and/or contractors of the State and/or of the Department, including but not limited to the Director of Transportation and the Deputy Directors.

The Permittee understands and agrees to comply with the obligations of Titles II and III of the Americans with Disabilities Act in the conduct of the encroachment, work, and/or activity whether conducted pursuant to this encroachment permit or constituting Unauthorized Work or Activity, and further agrees to defend, indemnify, and save harmless the United States, the State, the Department, and the Directors, officers, employees, agents, and/or contractors of the State and/or of the Department, including but not limited to the Director of Transportation and the Deputy Directors, from any and all claims, demands, damages, costs, penalties, liability, suits, or actions of every name, kind, and description arising out of or by virtue of the Americans with Disabilities Act.

The Permittee understands and agrees the Directors, officers, employees, agents, and/or contractors of the State and/or of the Department, including but not limited to the Director of Transportation and the Deputy Directors, are not personally responsible for any liability arising from or by virtue of this encroachment permit.

For the purpose of this General Provision Number 28 and all paragraphs herein, "contractors of the State and/or of the Department" includes contractors, and their subcontractors, under contract to the State and/or the Department.

This General Provision Number 28 and all paragraphs herein take effect immediately upon issuance of this encroachment permit, and apply before, during, and after the encroachment, work, and/or activity

© 2018 California Department of Transportation. All rights reserved.

contemplated under this encroachment permit, whether such work is in compliance with the Permit Conditions as defined in General Provision Number 5 or constitutes Unauthorized Work or Activity, except as otherwise provided by California law. The Permittee's obligations to defend, indemnify, and save harmless under this General Provision Number 28 take effect immediately upon issuance of this encroachment permit and have no expiration date, including but not limited to situations in which this encroachment permit expires or is revoked, the work or activity performed under this encroachment permit is accepted or not accepted by the Department, the encroachment, work, and/or activity is conducted in compliance with the Permit Conditions as defined in General Provision Number 5 or constitutes Unauthorized Work or Activity, and/or no work or activity is undertaken by the Permittee or by others on the Permittee's behalf.

If the United States or an agency, department, or board of the United States is the Permittee, the first two paragraphs of this General Provision Number 28 (beginning "The Permittee agrees to indemnify…" and "It is the intent of the parties…") are replaced by the following paragraph:

Claims for personal injury, death, or property damage allegedly caused by the negligent or wrongful act or omission of any employee of the United States acting within the scope of their official duties are subject to the Federal Tort Claims Act, as amended, 28 U.S.C. § 1346 and § 2671 et seq. (Chapter 171).

29. **NO PRECEDENT ESTABLISHED:** This encroachment permit is issued with the understanding that it does not establish a precedent.
30. **FEDERAL CIVIL RIGHTS REQUIREMENTS FOR PUBLIC ACCOMMODATION**:
    a) As part of the consideration for being issued this encroachment permit, the Permittee, on behalf of Permittee and on behalf of Permittee's personal representatives, successors in interest, and assigns, does hereby covenant and agree that:
        i) No person on the grounds of race, color, or national origin may be excluded from participation in, be denied the benefits of, or be otherwise subjected to discrimination in the use of said facilities.
        ii) That in connection with the construction of any improvements on said lands and the furnishings of services thereon, no discrimination must be practiced in the selection and retention of first-tier subcontractors in the selection of second-tier subcontractors.
        iii) That such discrimination must not be practiced against the public in their access to and use of the facilities and services provided for public accommodations (such as eating, sleeping, rest, recreation), and operation on, over, or under the space of the State highway right-of-way.
        iv) That the Permittee must use the premises in compliance with all other requirements imposed pursuant to Title 15, Code of Federal Regulations, Commerce and Foreign Trade, Subtitle A. Office of the Secretary of Commerce, Part 8 (15 C.F.R. Part 8) and as said Regulations may be amended.
    b) That in the event of breach of any of the above nondiscrimination covenants, the State and the Department have the right to terminate this encroachment permit and to re-enter and repossess said land and the facilities thereon and hold the same as if said permit had never been made or issued.
31. **MAINTENANCE:** The Permittee is responsible at Permittee's sole expense for the encroachment, and the inspection, maintenance, repair, and condition thereof, and is responsible to ensure the encroachment does not negatively impact State highway safety, maintenance, operations, construction, State facilities, activities related to construction/reconstruction, or other encroachments. The Permittee's obligations in the preceding sentence take effect immediately upon issuance of this encroachment permit and continue until the encroachment is entirely and permanently removed. Additional encroachment permits or approval documents may be required authorizing work related to inspection, repair, and/or maintenance activities. Contact the Department for information.
32. **SPECIAL EVENTS:** In accordance with subdivision (a) of Streets and Highways Code section 682.5 and 682.7, the Department is not responsible for the conduct or operation of the permitted activity, and the applicant agrees to defend, indemnify, and hold harmless the United States, the State, the Department, and the Directors, officers, employees, agents, and contractors of the State and/or of the Department, including but not limited to the Director of Transportation and the Deputy Directors, from any and all claims, demands, damages, costs, liability, suits, or actions of every name, kind and description arising out of any activity for which this encroachment permit is issued.

    The Permittee is required, as a condition of this encroachment permit, for any event that awards prize compensation to competitors in gendered categories, for any participant level that receives prize compensation, to ensure the prize compensation for each gendered category is identical at each participant level. (Streets and Highways Code, section 682.7.)

    The Permittee understands and agrees to comply with the obligations of Titles II and III of the Americans with Disabilities Act in the conduct of the event, and further agrees to defend, indemnify, and save harmless the United State, the State and the Department, and the Directors, officers, and employees of the State and/or Department, including but not limited to the Director of the Department and the Deputy Directors, from any and all claims, demands, damages, costs, liability, suits, or actions of every name, kind and description arising out of or by virtue of the Americans with Disabilities Act.
33. **PRIVATE USE OF STATE HIGHWAY RIGHT-OF-WAY:** State highway right-of-way must not be used for private purposes without compensation to the State. The gifting

© 2018 California Department of Transportation. All rights reserved.

of public property uses and therefore public funds is prohibited under the California Constitution, Article XVI, Section 6.

34. **FIELD WORK REIMBURSEMENT:** Permittee must reimburse the Department for field work performed by or on behalf of the Department to correct or remedy issues created by the Permittee or by others acting on behalf of the Permittee, including but not limited to hazards or damaged facilities, or to clear refuse, debris, etc. not attended to by the Permittee or by others acting on behalf of the Permittee.
35. **LANE CLOSURE REQUEST SUBMITTALS AND NOTIFICATION OF CLOSURES TO THE DEPARTMENT:** Lane closure request submittals and notifications must be in accordance with Section 12-4.02, and Section 12.4-04, of the Department's Standard Specifications or as directed by the Department's representative. The Permittee must notify the Department's representative and the Traffic Management Center ("TMC") before initiating a lane closure or conducting an activity that may cause a traffic impact. In emergency situations when the corrective work or the emergency itself may affect traffic, the Department's representative and the TMC must be notified as soon as possible.
36. **SUSPENSION OF TRAFFIC CONTROL OPERATION:** The Permittee, upon notification by the Department's representative, must immediately suspend all traffic lane, bike lane, sidewalk, crosswalk, and/or shoulder closure operations and any operation that impedes the flow of traffic. All costs associated with this suspension must be borne by the Permittee.
37. **UNDERGROUND SERVICE ALERT (USA) NOTIFICATION:** Any excavation requires compliance with the provisions of Government Code section 4216 et seq., including but not limited to notice to a regional notification center, such as Underground Service Alert (USA). The Permittee must provide notification to the Department representative at least five (5) business days before, and the regional notification center at least forty-eight (48) hours before, performing any excavation work within the State highway right-of-way.
38. **COMPLIANCE WITH THE AMERICANS WITH DISABILITIES ACT (ADA):** All work within the State highway right-of-way to construct and/or maintain any public facility must be designed, maintained, and constructed strictly in accordance with all applicable Federal Access laws and regulations (including but not limited to Section 504 of the Rehabilitation Act of 1973, codified at 29 U.S.C. § 794), California Access laws and regulations relating to ADA, along with its implementing regulations, Title 28 of the Code of Federal Regulations Parts 35 and 36 (28 C.F.R., Ch. I, Part 35, § 35.101 et seq., and Part 36, § 36.101 et seq.), Title 36 of the Code of Federal Regulations Part 1191 (36 C.F.R., Ch. XI, Part 1191, § 1119.1 et seq.), Title 49 of the Code of Federal Regulations Part 37 (49 C.F.R., Ch. A, Part 37, § 37.1 et seq.), the United States Department of Justice Title II and Title III for the ADA, and California Government Code section 4450 et seq., which require public facilities be made accessible to persons with disabilities.

    Notwithstanding the requirements of the previous paragraph, all construction, design, and maintenance of public facilities must also comply with the Department's Design Information Bulletin 82, "Pedestrian Accessibility Guidelines for Highway Projects" and Standard Plans & Specifications on "Temporary Pedestrian Access Routes."
39. **STORMWATER:** The Permittee is responsible for full compliance with the following:
    a) For all projects, the Department's Storm Water Program and the Department's National Pollutant Discharge Elimination System (NPDES) Permit requirements under Order No. 2012-0011-DWQ, NPDES No CAS000003; and
    b) In addition, for projects disturbing one acre or more of soil, with the California Construction General Permit Order No. 2009-0009-DWQ, NPDES No CAS000002; and
    c) In addition, for projects disturbing one acre or more of soil in the Lahontan Region with Order No. R6T-2016-0010, NPDES No CAG616002.
    d) For all projects, it is the Permittee's responsibility to install, inspect, repair, and maintain all facilities and devices used for water pollution control practices (Best Management Practices/BMPs) before performing daily work activities.

© 2018 California Department of Transportation. All rights reserved.

STORMWATER SPECIAL PROVISIONS FOR MINIMAL OR NO IMPACT (SWSP)

TR-0400 (Rev. 09/2024)

1. **GENERAL:** The purpose of these Special Provisions is to provide the Permittee with specifications for water pollution control to minimize, prevent, or control the discharge of material into the air, surface waters, groundwater, and storm sewers owned by the State or local agencies. These provisions are not intended to take the place of the Caltrans Water Pollution Control Program (WPCP) for projects where soil disturbance from work activities ranging from more than a quarter of an acre to less than one acre, or work activities of one acre or more subject to the preparation of the Caltrans Storm Water Pollution Prevention Plan (SWPPP). These provisions must be included with the permit for projects that require an Erosion and Sediment Control Plan (ESCP). The Permittee must comply with the following Special Provisions and the direction of the State Representative. All Stormwater Best Management Practices (BMPs) must conform to Section 13 Water Pollution Control of the Caltrans' Standard Specifications.
2. **NPDES REQUIREMENTS:** The Permittee must be responsible for full compliance with the Caltrans Storm Water Program and the Caltrans National Pollutant Discharge Elimination System (NPDES) Permit requirements (Order 2022-0033-DWQ, NPDES No. CAS000003, and any amendments and/or subsequent orders). Projects in construction with active waste discharge identification number (WDID number) may continue their coverage with the California Construction General Permit CGP (Order 2009-0009-DWQ, NPDES No. CAS000002, and any amendments and/or subsequent orders) until 9/1/2025. Privately funded projects may not extend their 2009 CGP regulatory coverage and are responsible for compliance with the CGP (Order WQ 2022-0057-DWQ NPDES No. CAS000002) after 9/1/2023. It is the Permittee's responsibility to install, inspect, and repair or maintain facilities and devices used for water pollution control practices (BMPs) before performing daily work activities. Installation, inspection and maintenance responsibilities on the job site include: 1) soil stabilization materials in work areas that are inactive or prior to storm events, 2) water pollution control devices to control sediment and erosion, 3) implementation of spill and leak prevention procedures for chemical and hazardous substances stored on the job site, 4) material storage, 5) stockpile management, 6) waste management, 7) non-stormwater management, 8) water conservation, 9) tracking controls, and 10) illicit connection, illegal discharge detection and reporting. The Permittee must report to the State Representative when discharges enter receiving waters, adjacent property, and drainage systems. The Permittee must also address any illicit discharges or illegal dumping prior to start of daily work schedule by cleaning them up. Copies of written notices or orders from the Regional Water Quality Control Board or other regulatory agency must be provided to the State Representative within forty-eight (48) hours of reported activity. For additional information on stormwater compliance, visit the State Water Resources Control Board's Storm Water Program.
3. **RESPONSIBILITY FOR DEBRIS REMOVAL:** The Permittee must be responsible for preventing project related sediment, trash, debris, and other construction waste from entering the street, storm drains, drainage swales, stormwater conveyance infrastructure, local creeks, or any other bodies of water. All existing treatment BMP's (TBMPs) must be protected in place. If an existing TBMP is damaged by the Permittee, the Permittee is responsible for complete repair to a satisfactory condition determined by the State Representative.
4. **SPOILS AND RESIDUE:** The Permittee must vacuum any saw-cut concrete waste material, debris, residue, etc. No spoils, debris, residue, etc. must be washed into a drainage system. The Permittee must ensure that Portland cement concrete and asphalt concrete grindings are not stockpiled or used in a manner that may result in an unauthorized stormwater discharge to waters of the state.
5. **SWEEPING:** Sweep paved roads at construction entrance and exit locations and surrounding paved areas daily within the job site during: 1) clearing and grubbing, 2) earthwork, 3) trenching, 4) soil disturbance, 5) pavement grinding and/or cutting, and 6) after observing tracking of material onto or off the State property. Minimize the amount of dust particles during sweeping activities, ensuring that the levels do not exceed the standards set by local air quality control districts or the EPA's National Ambient Air Quality standards. Use wet-vacuum whenever dust generation is excessive, or sediment pickup is ineffective.
   Roadways or work areas must not be washed down with water. Street sweeping operations must conform to Section 13 Water Pollution Control of the Caltrans' Standard Specifications.
6. **VEHICLES AND EQUIPMENT:** The Permittee must prevent all vehicles, equipment, etc. from leakage or mud tracking onto roadways. If leaks cannot be repaired immediately, remove the vehicle or equipment from the job site. If vehicle or equipment cannot be immediately removed from job site, install secondary containment to contain spill and prevent illicit non-stormwater discharge.
7. **MAINTENANCE AND FUELING OF VEHICLES AND EQUIPMENT:** Maintenance and fueling of equipment must not result in any pollution at the job site. The Permittee must immediately clean up spills/leaks, and properly dispose of contaminated soil and materials. All maintenance and fueling should be conducted at an appropriate facility that is feasible. All maintenance and fueling which must occur onsite

shall be conducted as far away as practical from drain inlets, water bodies, and other stormwater conveyance systems.

8. **CLEANING VEHICLES AND EQUIPMENT:** Limit vehicle and equipment cleaning or washing at the job site except what is necessary to control vehicle tracking or hazardous waste. All equipment must be sanitized prior to mobilization to limit the spread of invasive plant species. The Permittee must clean all equipment within a bermed area or over a drip pan large enough to prevent run-off. Notify the Engineer before cleaning vehicles and equipment at the job site with soap, solvents, or steam. Any water from this operation must be collected and disposed of at an appropriate site. Containment berms or dikes must be used for fueling, washing, maintaining and washing vehicles or equipment in outside areas. Containment must be performed at least one hundred (100) feet from concentrated flows of storm water, drainage courses, and storm drain inlets if within a flood plain, otherwise at least fifty (50) feet if outside the floodplain. Keep adequate quantities of absorbent spill cleanup material and spill kits in the fueling or maintenance area and on fueling trucks.
9. **DIESEL FUELS:** The use of diesel fuel from petroleum or other fossil fuel as a form-oil or solvent is not allowed.
10. **WEATHER CONDITIONS AT WORKSITE:** Any activity that generates fine particles or dust (e.g., Saw cutting, earthwork, sanding, etc.), which could be carried off-site by stormwater, must be conducted during dry weather conditions to avoid immediate mobilization into the drainage system.
11. **WIND EROSION PROTECTION**: The use of Wind Erosion BMPs must be deployed year-round in instances where dust or fine particles could be transported off site. Potential wind erosion BMPs may include wind fence, water application, gravel, and/or hydro-mulch.
12. **HOT MIX ASPHALT:** Runoff from washing hot mix asphalt must not enter any drainage conveyances or receiving waters.
13. **PROTECTION OF DRAINAGE FACILITIES:** The Permittee must protect/cover gutters, ditches, drainage courses, and inlets with gravel bags, fiber rolls, State approved fabric filters, etc., to the satisfaction of the State Representative during grading, paving, sealing, saw-cutting, grooving and grinding, or any other activity which may result in an illicit discharge. All materials must conform to Section 13-6.02 Materials for Water Pollution Control of the Caltrans' Standard Specifications. No such protection measures must cause an obstruction to the traveling public. The Permittee must implement spill and leak prevention procedures for chemicals and hazardous substances stored on the job site (including secondary containment requirements) in accordance with Section 13-4.03B Spill Prevention and Control and for leaks and spills from vehicles and equipment each day of use in accordance with Section 13-1.03C Inspections for Water Pollution Control and Section 14-11 Hazardous Waste and Contamination for Environmental Stewardship of the Caltrans' Standard Specifications.
14. **PAINT:** Clean water-based and oil-based paint from brushes or equipment within a contained area to prevent contamination of soil, receiving waters, or storm drain systems. Handle and dispose of paints, thinners, solvents, residues, and sludges that cannot be recycled or reused as hazardous waste under section 14-11. When thoroughly dry, dispose of dry latex paint, paint cans, used brushes, rags, absorbent materials, and drop cloths as solid waste under section 14-10.
15. **CONSTRUCTION MATERIALS AND MATERIAL MANAGEMENT:** Materials necessary for erosion and sediment control must be stockpiled on site at convenient locations to facilitate prompt installation. Such materials must be implemented at all inactive disturbed areas, and prior to all qualifying rain events. A "Qualifying Precipitation Event" (QPE) is defined as a forecast with a 50% or greater probability of precipitation that results in 0.5 inches or more of rain within a 24-hour period. Do not allow soil, sediment, or other debris from stockpiles to enter storm drains, open drainages, or watercourses. Minimize stockpiles of all construction materials, including, but not limited to; pressure treated wood, asphalt concrete, cold mix asphalt concrete, concrete, grout, cement containing premixes, and mortar. All stockpiling of such materials must conform to Section 13-4.03C(2) Material Storage and Section 13-4.03C(3) Stockpile Management for Water Pollution Control of the Caltrans' Standard Specifications.
16. **CONCRETE EQUIPMENT:** Concrete equipment must be washed in a designated washing area in a way that does not contaminate soil, receiving waters, or storm drain systems. Any concrete washout activities which result in compromised containment must be cleaned and disposed of immediately. All Designated concrete facilities, including equipment, washout areas must be contained during Qualifying Precipitation Events (QPEs) marked by clearly visible signage throughout the project area.
17. **EXISTING VEGETATION**: Established existing vegetation is the best form of erosion control. Minimize disturbance to existing vegetation. Fenced barriers may serve as an adequate buffer to prevent traffic across existing vegetation. Damaged or removed vegetation must be replaced as directed by the State Representative.
18. **SOIL DISTURBANCE:** Soil disturbing activities must be avoided during the wet weather season. If construction activities during wet weather are allowed in the permit, all necessary erosion control and soil stabilization measures must be implemented in advance of soil disturbing activity. All temporary relocation of BMPs must be completed at the end of each working day and prior to each Qualifying Precipitation Event with a 50% or greater probability of precipitation that results in 0.5 inches or more of rain within a 24-hour period. Silt and debris shall be removed from linear barriers as part of the regular inspection schedule and as deemed necessary by the State Representative.

ENCROACHMENT PERMIT SPECIAL PROVISIONS

19. **SLOPE STABILIZATION AND TRACKING CONTROL:** Consider a certified expert in Erosion and Sediment Control in cases where slopes are disturbed or during implementation of temporary road construction for equipment and material access to the project. The Permittee is directed to comply with Section 13.5 Temporary Soil Stabilization, Section 13.6 Temporary Sediment Control, Section 13.7 Temporary Tracking Control and Section 21 Erosion Control of the Caltrans' Standard Specifications for construction during application of temporary soil stabilization and sediment/tracking control measures to minimize impacts to the soil surface. Temporary construction entrances/exits are required to be stabilized and may include gravel, rumble plates, and/or FODS. Erosion control blankets, temporary mulch, soil binders, tackifier, fiber, seed, straw, temporary covers, rigid plastic, gravel bag barriers, sediment filter bags, temporary check dams, drainage inlet protection, fiber rolls and/or silt fences may be required down slope and on temporary construction roads and entrances until permanent soil stabilization is established. Consult with manufacturer specifications regarding maintenance frequency of sediment controls. All controls must be maintained to ensure proper functionality. The Permittee must limit the use of plastic materials when more sustainable, environmentally friendly alternatives exist or when environmental regulations prohibit their use within the project.
20. **STOCKPILES:** All stockpiled materials must be stored at least one hundred (100) feet from concentrated flows of storm water, drainage courses, and storm drain inlets if within a flood plain, otherwise at least fifty (50) feet if outside the floodplain. All stockpiles must be covered and protected with a temporary perimeter sediment barrier if inactive or prior to each Qualifying Precipitation Event with a 50% or greater probability of precipitation that results in 0.5 inches or more of rain within a 24-hour period. A stockpile is considered inactive after fourteen (14) days without addition or subtraction. Additionally, cold mix stockpiles must be stored on an impermeable surface and covered with nine (9) mil plastic to prevent contact with water. Minimize stockpiling of materials on the job site. Manage stockpiles by implementing the water pollution control practices in Section 13--4.03C(3) Stockpile Management for Water Pollution Control of the Caltrans' Standard Specifications for construction. Demolished material must not be allowed to enter storm drain systems and receiving waters. Use authorized covers and platforms to collect debris. Use attachments on equipment to catch debris during all demolition activities. Empty debris-catching devices daily and handle debris in accordance with Section 13-4.03D Waste Management for Water Pollution Control of the Caltrans' Standard Specifications for construction.
21. **DISCOVERY OF CONTAMINATION:** The State Representative must be notified in case any unusual discoloration, odor, or texture of ground water, is found in excavated material. Additionally, the State Representative must be notified if abandoned, underground tanks, pipes, or buried debris are encountered.
22. **SANITARY AND SEPTIC WASTE:** Do not bury or discharge wastewater from a sanitary or septic system within the highway. A sanitary facility discharging into a sanitary sewer system must be properly connected and free from leaks. Place a portable sanitary facility at least 50 feet away from storm drains, receiving waters, and flow lines. The Permittee must comply with local health agency regulations if using an on-site disposal system.
23. **LIQUID WASTE:** Prevent job site liquid waste from entering storm drain systems and receiving waters. Drilling slurries, grease or oil-free wastewater or rinse water, dredging, and wash water or rinse water running off a surface or other non-storm water liquids not covered under separate wastewater permits must be held in structurally sound, leak-proof containers, such as portable bins or portable tanks. Store containers at least fifty (50) feet away from moving vehicles, equipment, concentrated flows of storm water, drainage courses, and storm drain inlets. Liquid waste may require testing to determine hazardous material content prior to disposal. All measures must conform to section 13--4.03D(5) Liquid Waste for Water Pollution Control of the Caltrans' Standard Specifications for construction.
24. **WATER CONTROL AND CONSERVATION:** Manage water use in a way that will prevent erosion and discharge of pollutants into storm drain systems and receiving waters. Direct all runoff into areas where it can infiltrate.
25. **PILE DRIVING:** Keep spill kits and cleanup materials at pile driving locations. Park pile driving equipment over drip pans, absorbent pads, or plastic sheeting with absorbent material, and away from stormwater run-on when not in use. In the event of oil/grease leaks and spills from pile driving activities, immediately contain and dispose of all contaminated materials.
26. **DEWATERING**: Dewatering consists of discharging accumulated storm water, groundwater, or surface water from excavations or temporary containment facilities. All dewatering operations must comply with the latest Caltrans guidelines including the Field Guide for Construction Site Dewatering. Contact the State Representative for approval of dewatering discharge by infiltration or evaporation, otherwise, any effluent discharged into a permitted storm water system requires approval from the Regional Water Quality Control Board. Prior to the start of dewatering, the Permittee must provide the State Representative with a dewatering and discharge work plan that complies with Section 13-4.03G Dewatering for Water Pollution Control of the Caltrans' Standard Specifications for construction. Work plan also references guidelines and BMPs in the CGP and the Field Manual for Construction Site Dewatering. A 24-hour email notification of dewatering discharge to the Regional Water Board, including the implemented SWPPP and BMPs, is required by Attachment J of the CGP.

APPENDIX H

CORING LOG INFORMATION

Harrington Geotechnical Engineering, Inc.

December 4, 2024 **VIA E-MAIL**

Mr. Rick Kreuzer, P.E.
KREUZER CONSULTING GROUP
320 Main Street, Unit D
Seal Beach, CA 90740

Re: Summarized Results of Asphalt Concrete Pavement Coring to Determine Asphalt Concrete Pavement and Aggregate Base Thicknesses on Birch Street both Easterly and Westerly Traffic Directions, between Kraemer Blvd. and Valencia Ave., Brea, CA

HGEI Project No. 24-05-4860

Dear Mr. Kreuzer:

This report presents the summarized results of asphalt concrete pavement coring and presents the thickness of each structural section at each of the cored locations.

On November 27, 2024, nine cores were removed from the roadway which were patched upon the completion of our work. The main objective of our work was to record the thickness of any cement treated base (CTB) excavated from the core locations. A log of the thickness of asphalt concrete aggregate base and cement treated base is shown in Table 1.

Phenolphthalein solution was used to aide in the field to confirm the presence of cement along with the difficulty in excavation of the base material.

With the exception of location no. 3 all sections were measured and recorded on Table 1.

At core location no. 3 after the asphalt concrete pavement was removed free water was observed rising from the open graded gravel that was observed at the time of our work. This type of material is indicative of pipeline backfill and therefore no attempt to remove this gravel was performed due to the possibility of damaging a utility line.

We recommend that the City be notified of this condition so that the source of this water can be found and eliminated. If left unattended the saturation of the roadway subgrade may be of future concern.

TABLE 1 – EXISTING STRUCTURAL PAVEMENT SECTIONS (Locations Presented on Sheets 1-3)					
Sample Location (No.)	**AC Thickness (in.)**	**Base Type**			**Total Base Thickness (in.)**
		CMB (in)	**AGG (in.)**	**CTB (in.)**	
C-1	4.5	12	0	0	12
C-2	3.5	4	0	0	4
C-3	10.0	N/R	N/R	N/R	N/R*
C-4	5.0	4	0	0	4
C-5	20	0	0	12	12
C-6	4.0	3	0	12	15
C-7	4.5	0	0	12	12
C-8	4.0	3	0	12	15
C-9	4.5	0	0	12	12

*Free water in gravel

Locations of the areas cored are shown on the attached core location plan Sheets 1-3.

This opportunity to be of service is appreciated and we trust this report meets your current requirements. However, if you have questions or wish to discuss the project, please call.

Very truly yours,

HARRINGTON GEOTECHNICAL ENGINEERING, INC.

Joseph L. Welch, P.E., G.E.
Senior Geotechnical Engineer

REGISTERED PROFESSIONAL ENGINEER
JOSEPH L. WELCH
No. GE2239
EXP. 9/30/24
GEOTECHNICAL
STATE OF CALIFORNIA

Attachments: Boring Location Map Plate A

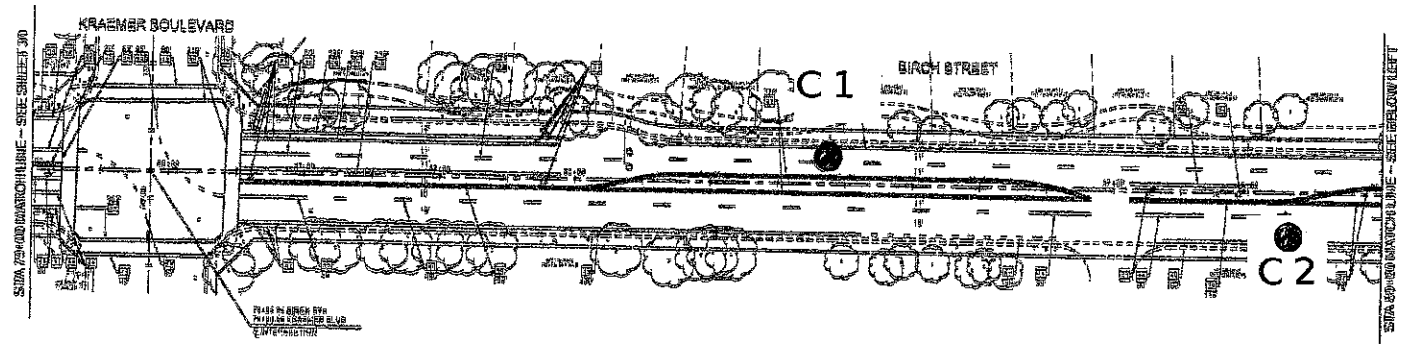

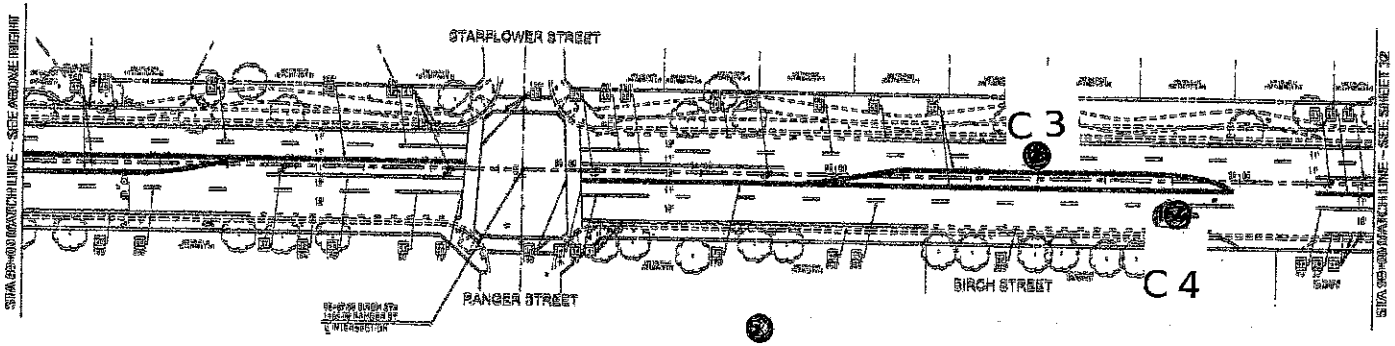

C 9= APPROX.CORE LOCATION

SIGNING & STRIPING CONSTRUCTION NOTES

- PROTECT IN PLACE.
- PAINT WHITE PAVEMENT LEGEND MARKING PER CALTRANS STD. PLAN NO. A24A, PAGE 2-42.
- PAINT 6" SOLID WHITE EMPHASIZATION LINE PER CALTRANS STD. PLAN NO. A20D, DETAIL 28A.
- PAINT 6" BROKEN WHITE LANE LINE (W/PAVE) PER CALTRANS STD. PLAN NO. A20A, DETAIL 2.
- PAINT 12" SOLID WHITE LINE LINE/STOP LINE/CROSSWALK.
- PAINT 6" SOLID DOUBLE YELLOW NO PARKING ZONE (W/PAVE) PER CALTRANS STD. PLAN NO. A20A, DETAIL 32.
- PAINT 6" DOUBLE YELLOW TWO-WAY LEFT TURN LANE (W/PAVE) PER CALTRANS STD. PLAN NO. A20A, DETAIL 30.
- PAINT 6" DOUBLE YELLOW MEDIAN ISLAND (W/PAVE) PER CALTRANS STD. PLAN NO. A20A, DETAIL 29.
- PAINT 6" WHITE SOLID EMPHASIZATION LINE (W/PAVE) PER CALTRANS STD. PLAN NO. A20D, DETAIL 28.
- PAINT 6" WHITE SOLID EDGE LANE LINE PER CALTRANS STD. PLAN NO. A20D, DETAIL 28.
- PAINT 6" WHITE BIKE BIKE LANE PER CALTRANS STD. PLAN NO A20D, DETAIL 38A.
- PAINT 12" SOLID YELLOW LINE LINE/STOP LINE/CROSSWALK.
- PAINT 12" WHITE RIVERONS AT 25' OC.
- PAINT 6" DOUBLE YELLOW MEDIAN ISLAND PER CALTRANS STD. PLAN NO. A20D, DETAIL 29.
- PAINT 6" SOLID DOUBLE WHITE LINE (W/PAVE).
- PAINT 6" WHITE CROSSWALK IN INTERSECTION PER CALTRANS STD. PLAN A20D, DETAIL 40.
- PAINT WHITE LADDER CROSSWALK.
- PAINT CURB NOSE YELLOW AND INSTALL TYPE II SIGNS.
- REMOVE AND DISPOSE EXISTING SIGN.
- INSTALL SIGN, TYPE AS NOTED.

STRIPING GENERAL NOTES

1. ALL WORK TO CONFORM TO CALTRANS STANDARD PLANS.
2. REPLACE/RESTORE ALL STRIPES AND LEGEND, PAVEMENT LEGENDS AND MARKINGS SHALL MATCH EXIT STRIPING.
3. ALL CONSTRUCTION LINES, EXISTING SIGN PAINT AND MARKINGS SHALL BE REMOVED BY SANDBLASTING OR OTHER APPROVED METHOD, PRIOR TO THE APPLICATION OF NEW STRIPING. ALL CONSTRUCTION BASED PAVEMENT MARKERS SHALL BE REMOVED. PAVEMENT TAPE & PAINTED DUE TO REMOVAL OF MARKINGS SHALL BE REPAIRED TO THE SATISFACTION OF THE ENGINEER.
4. FIRST STRIPING COAT SHALL BE APPLIED WITHIN 30 HOURS OF SURFACE DRYING, PLACEMENT OF STRIPES DUE TO PLACE OF AN OVER STRIPE, A HEAVY BOLD STRIPE OFFSET TO THE NEW LINE (TYPICAL) OVER MISSING OR MISSING STRIPE, SHALL BE APPLIED WITHIN 7 CALENDAR DAYS FROM COMPLETION OF PAVING.
5. ALL DETAILS AND MARKINGS NOTED HEREON SHALL CONFORM WITH CALTRANS STANDARD PLANS NOS. A20A THROUGH A20C AND A24A THROUGH A24C.
6. ALL PAVEMENT STRIPING AND MARKINGS SHALL BE THERMOPLASTIC.

N

SCALE: 1" = 40'

811 Know what's below. Call before you dig.

REVISIONS

NO.	DATE	BY	DESCRIPTION	APPVD	NO.	DATE	BY	DESCRIPTION	APPVD

PLAN PREPARED BY: KRAEMER CONSULTING GROUP, 1625 E. ALVARADO STREET, SUITE 210, PHONA CA 91767, 714-488-0158. 10/28/24 DATE. ROSE KRAEMER, P.E. R.C.E. 55-4945

PREPARED UNDER THE SUPERVISION OF:

CITY OF BREA PUBLIC WORKS DEPARTMENT

SHEET 1

BIRCH STREET

STA 79+00.00 TO STA 99+00.00

SHEET 31 OF 33

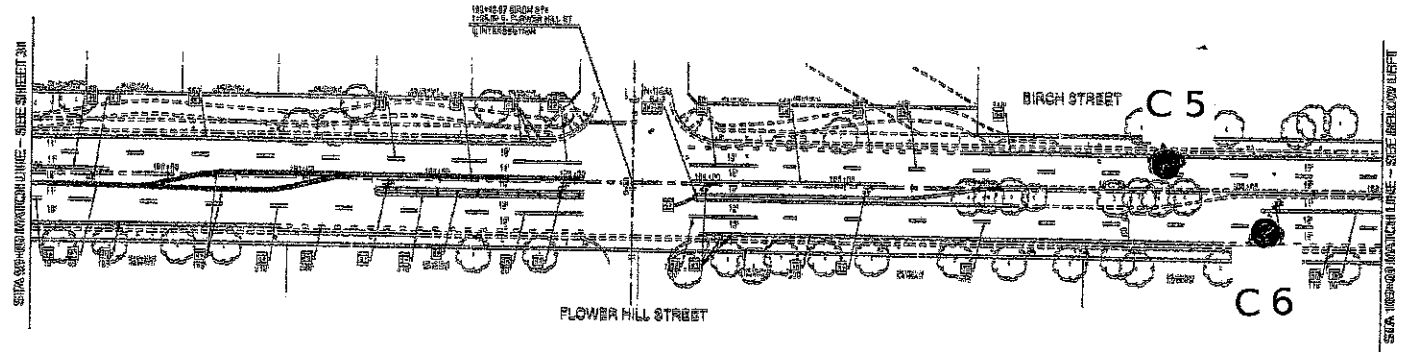

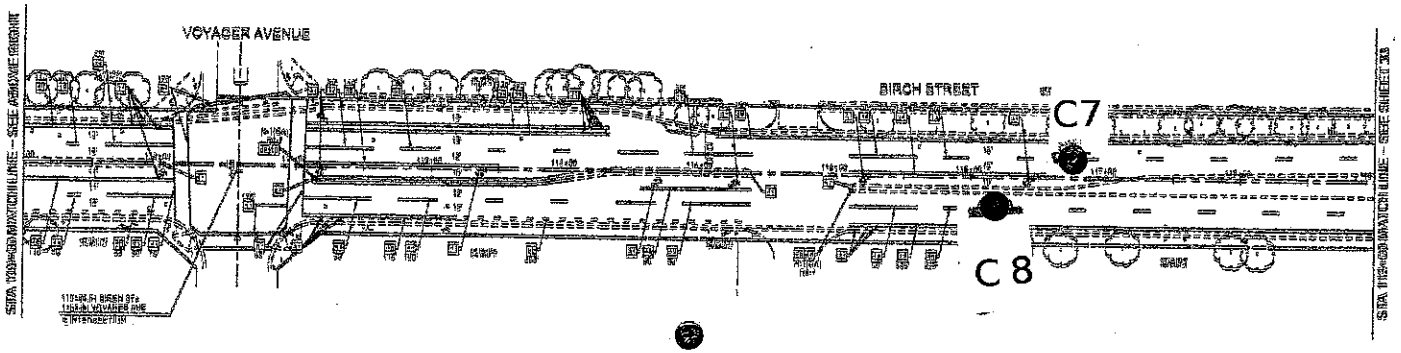

C 9= APPROX.CORE LOCATION

SIGNING & STRIPING CONSTRUCTION NOTES

STRIPING GENERAL NOTES

SCALE: 1"= 40'

SHEET 2

811

REVISIONS

PREPARED UNDER THE SUPERVISION OF:

CITY OF BREA
PUBLIC WORKS DEPARTMENT

BIRCH STREET
STA 99+00.00 TO STA 119+00.00

SHEET 32 OF 33

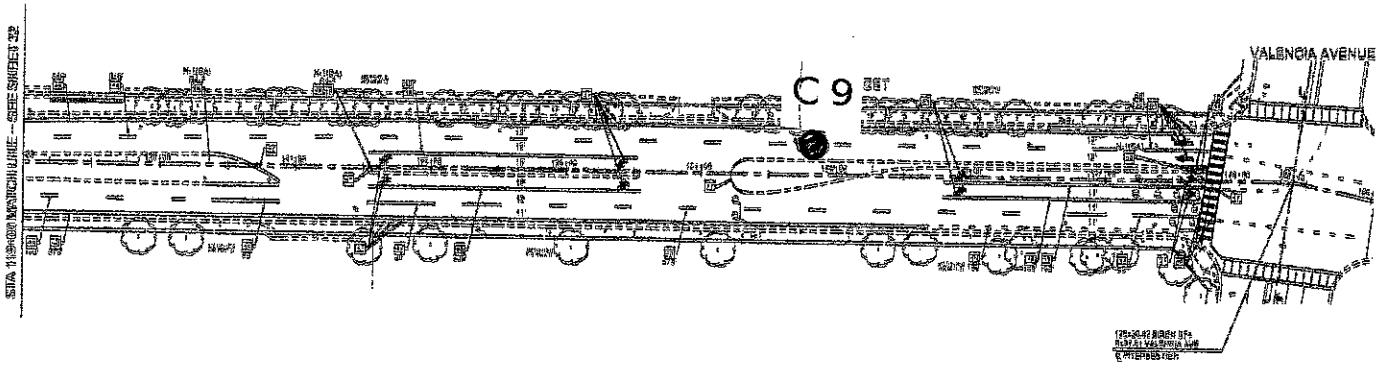

C 9 = APPROX. CORE LOCATION

SIGNING & STRIPING CONSTRUCTION NOTES

- [ ] = REFLECT IN PLACE
- [ ] = PAINT WHITE PAVEMENT LEGEND INDICATED PER CALTRANS STD. PLAN NO. A24A THRU A24E.
- [ ] = PAINT 4" SOLID WHITE CHANNELIZATION LINE PER CALTRANS STD. PLAN NO. A20D, DETAIL 3A.
- [ ] = PAINT 4" BROKEN WHITE LANE LINE (W/PM'S) PER CALTRANS STD. PLAN NO. A20A, DETAIL 2.
- [ ] = PAINT 12" SOLID WHITE LANE LINE/STOP LINE/CROSSWALK.
- [ ] = PAINT 4" SOLID DOUBLE YELLOW AS PARKING TRUE (W/PM'S) PER CALTRANS STD. PLAN NO. A20A, DETAIL 2D.
- [ ] = PAINT 4" DOUBLE YELLOW TWO-WAY LEFT TURN LANE (W/PM'S) PER CALTRANS STD. PLAN NO. A20A, DETAIL 2E.
- [ ] = PAINT 4" WHITE YELLOW MEDIAN ISLAND (W/PM'S) PER CALTRANS STD. PLAN NO. A20D, DETAIL 3C.
- [ ] = PAINT 4" WHITE SOLID CHANNELIZATION LINE (W/PM'S) PER CALTRANS STD. PLAN NO. A20D, DETAIL 3B.
- [ ] = PAINT 4" WHITE SOLID BIKE LANE LINE PER CALTRANS STD. PLAN NO. A20A, DETAIL 2A.
- [ ] = PAINT 4" WHITE DASH BIKE LANE PER CALTRANS STD. PLAN NO. A20A, DETAIL 2BA.
- [ ] = PAINT 12" SOLID YELLOW LIMIT LINE/STOP LINE/CROSSWALK.
- [ ] = PAINT 24" WHITE CHEVRONS AT 24" OC.
- [ ] = PAINT 4" DOUBLE YELLOW MEDIAN ISLAND PER CALTRANS STD. PLAN NO. A20D, DETAIL 3B.
- [ ] = PAINT 4" SOLID DOUBLE WHITE LANE (W/PM'S).
- [ ] = PAINT 4" WHITE CROSSWALK IN INTERSECTION PER CALTRANS STD. PLAN A20D, DETAIL 1A.
- [ ] = PAINT WHITE LADDER CROSSWALK.
- [ ] = PAINT CURB NOSE YELLOW AND INSTALL TYPE H RPM'S.
- [ ] = REMOVE AND DISPOSE EXISTING SIGN.
- [ ] = INSTALL SIGN, TYPE AS NOTED.

STRIPING GENERAL NOTES

1. ALL WORK TO CONFORM TO CALTRANS STANDARD PLANS.
2. INCLUDE/PAINT ALL STRIPES AND LEGENDS, PAVEMENT LEGEND AND MARKINGS SHALL MATCH OFF SYMBOLS.
3. ALL STRIPE/LANE LINES, CENTERLINE CURB PAINT AND MARKINGS SHALL BE REMOVED BY WET SANDBLASTING OR OTHER APPROVED METHOD PRIOR TO INSTALLATION OF NEW STRIPING. ALL CONCRETE SURFACE PAVEMENT MARKERS SHALL BE REMOVED. PAVEMENT THAT IS DAMAGED DUE TO REMOVAL OF MARKERS SHALL BE REPAIRED TO THE SATISFACTION OF THE ENGINEER.
4. FINAL STRIPING PAINT SHALL BE APPLIED WITHIN 72 HOURS OF SURFACE COURSE PLACEMENT OF STREETS OPEN TO TRAFFIC. IF NO ONE SHALL A NEWLY PAVED STREET OPEN TO TRAFFIC, IN THE UNLIKELY EVENT WEEKENDS OR HOLIDAY, THE FINAL STRIPE SHALL BE APPLIED WITHIN 7 CALENDAR DAYS FROM COMPLETION OF PAVING.
5. ALL STRIPE AND MARKINGS WITHIN HERSON SHALL CONFORM WITH CALTRANS STANDARD PLANS NO. A20A THROUGH A20C AND A24A THROUGH A24E.
6. ALL PAVEMENT STRIPING AND MARKINGS SHALL BE THERMOPLASTIC.

SCALE: 1" = 40'

811 Know what's below. Call before you dig.

REVISIONS

DATE	INIT	BY	DESCRIPTION	APPROVED	DATE	INIT	BY	DESCRIPTION	APPROVED

PLAN PREPARED BY: KRUEGER ENGINEERING GROUP, 14872 MAIN STREET, SUITE 210, FONTANA, CA 92336, 714-685-0140. RICK KRUEGER, P.E. R.C.E. NO. 41457. 10/28/04

PREPARED UNDER THE SUPERVISION OF:

CITY OF BREA
PUBLIC WORKS DEPARTMENT

SHEET 3

BIRCH STREET

STA 119+00.00 TO VALENCIA AVE

SHEET 33 OF 33

APPENDIX I

AS-BUILTS/RECORD DRAWINGS

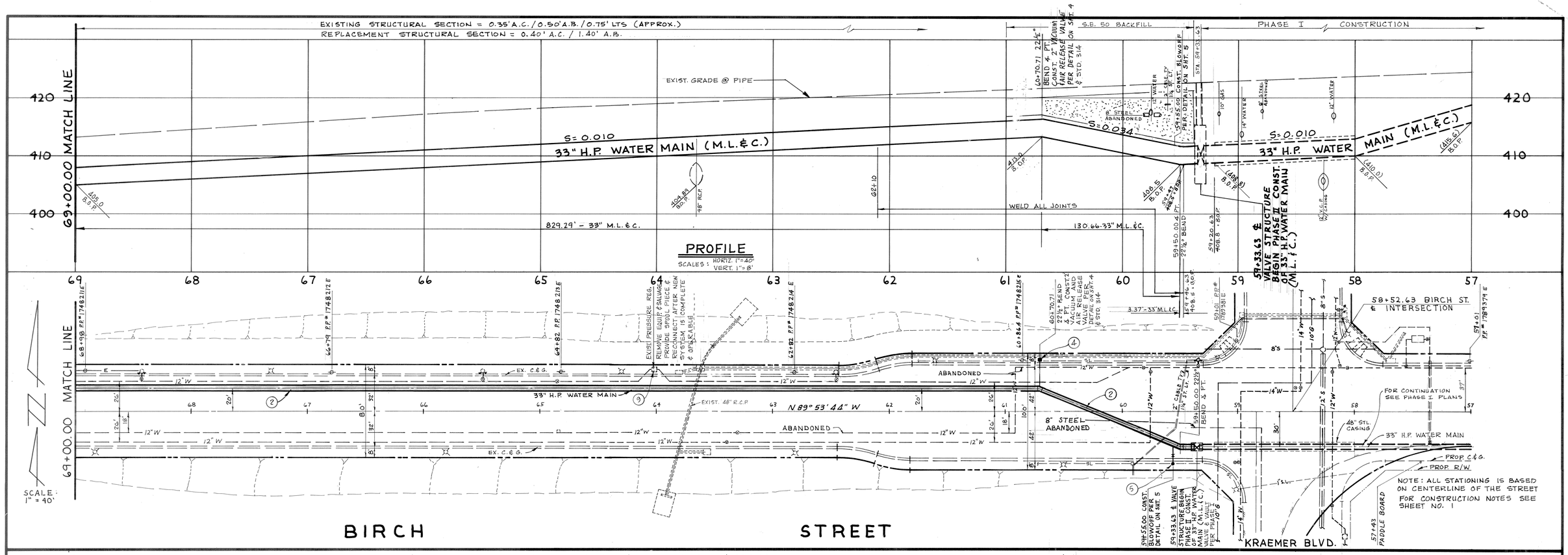

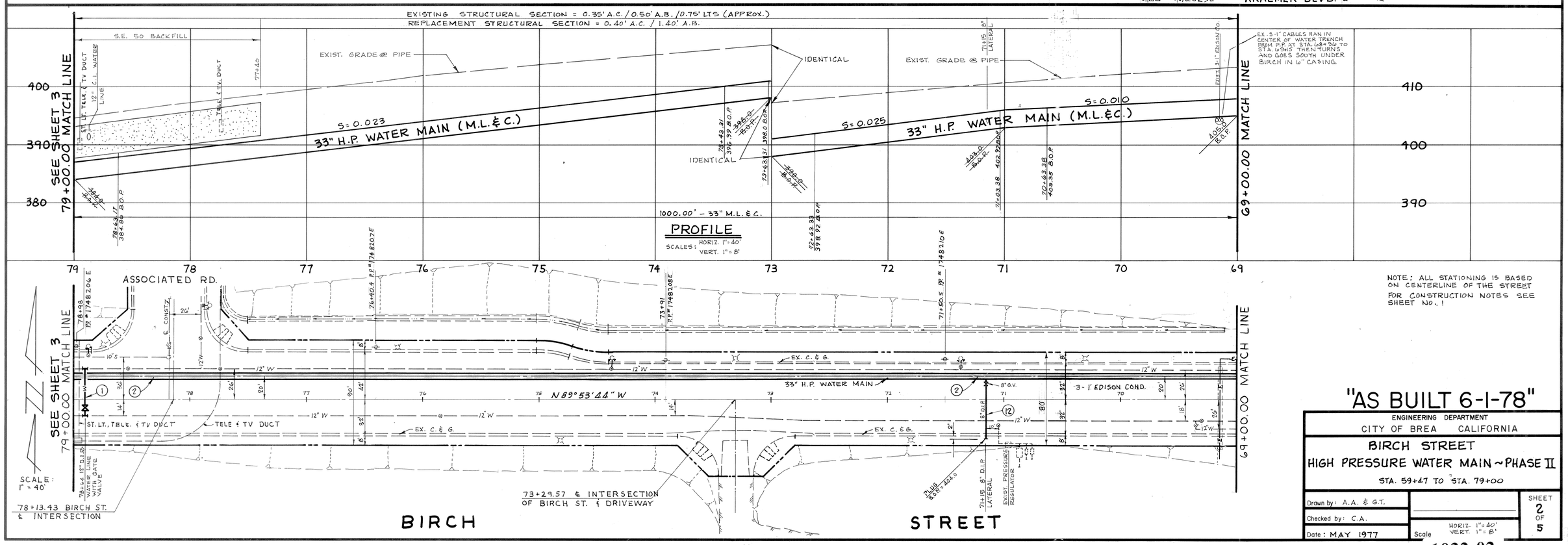

NOTE: ALL STATIONING IS BASED ON CENTERLINE OF THE STREET
FOR CONSTRUCTION NOTES SEE SHEET NO. 1

"AS BUILT 6-1-78"

ENGINEERING DEPARTMENT
CITY OF BREA CALIFORNIA

BIRCH STREET
HIGH PRESSURE WATER MAIN ~ PHASE II
STA. 59+47 TO STA. 79+00

Drawn by: A.A. & G.T.		SHEET 2 OF 5
Checked by: C.A.	Scale HORIZ. 1"=40' VERT. 1"=8'	
Date: MAY 1977		

1032-02

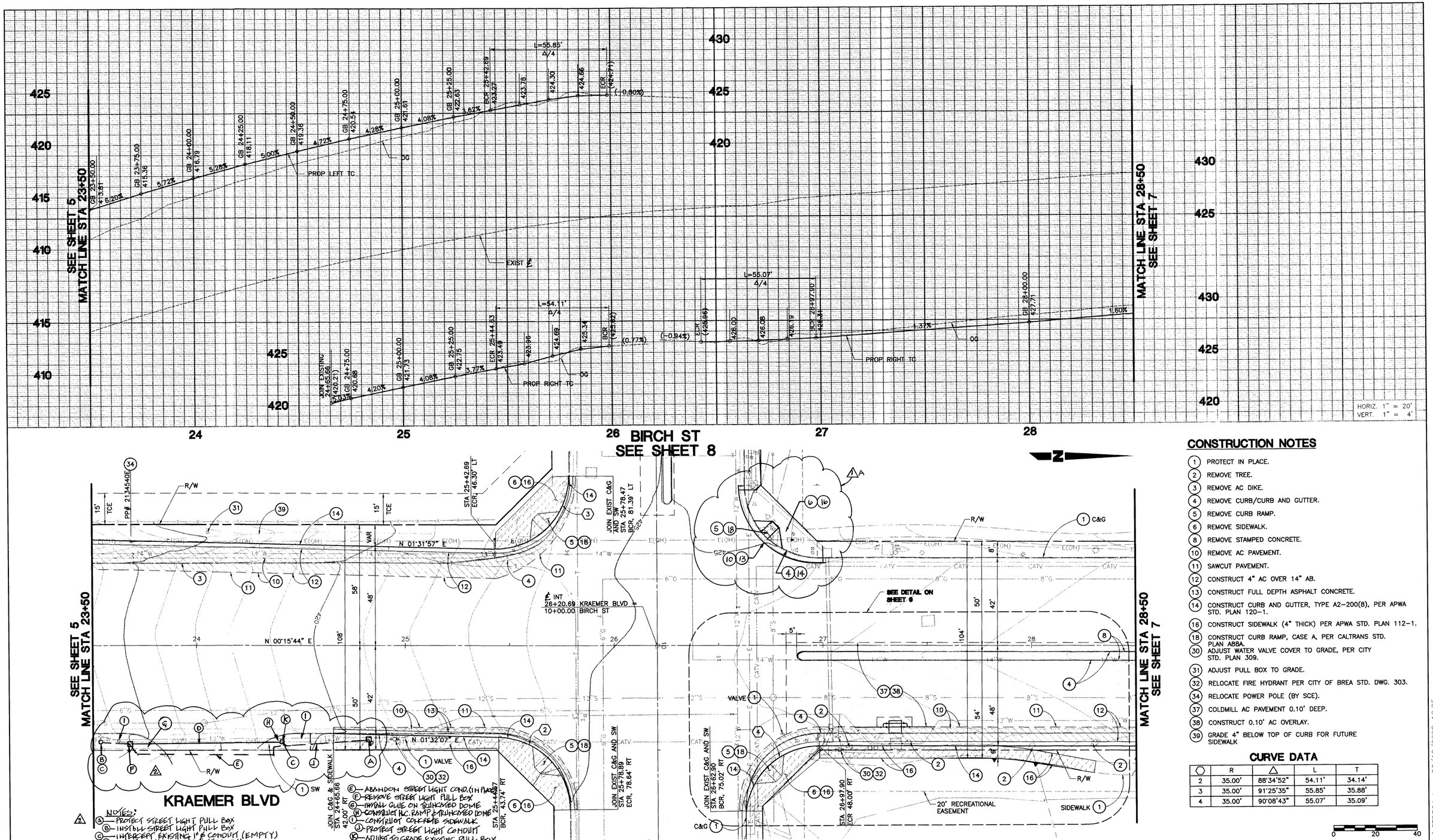

CONSTRUCTION NOTES

1. PROTECT IN PLACE.
2. REMOVE TREE.
3. REMOVE AC DIKE.
4. REMOVE CURB/CURB AND GUTTER.
5. REMOVE CURB RAMP.
6. REMOVE SIDEWALK.
8. REMOVE STAMPED CONCRETE.
10. REMOVE AC PAVEMENT.
11. SAWCUT PAVEMENT.
12. CONSTRUCT 4" AC OVER 14" AB.
13. CONSTRUCT FULL DEPTH ASPHALT CONCRETE.
14. CONSTRUCT CURB AND GUTTER, TYPE A2-200(8), PER APWA STD. PLAN 120-1.
16. CONSTRUCT SIDEWALK (4" THICK) PER APWA STD. PLAN 112-1.
18. CONSTRUCT CURB RAMP, CASE A, PER CALTRANS STD. PLAN A88A.
30. ADJUST WATER VALVE COVER TO GRADE, PER CITY STD. PLAN 309.
31. ADJUST PULL BOX TO GRADE.
32. RELOCATE FIRE HYDRANT PER CITY OF BREA STD. DWG. 303.
34. RELOCATE POWER POLE (BY SCE).
37. COLDMILL AC PAVEMENT 0.10' DEEP.
38. CONSTRUCT 0.10' AC OVERLAY.
39. GRADE 4" BELOW TOP OF CURB FOR FUTURE SIDEWALK

CURVE DATA

⬡	R	△	L	T
2	35.00'	88°34'52"	54.11'	34.14'
3	35.00'	91°25'35"	55.85'	35.88'
4	35.00'	90°08'43"	55.07'	35.09'

0 20 40

DIGALERT
DIAL TOLL FREE 1-800-227-2600
TWO WORKING DAYS BEFORE YOU DIG

REVISIONS

REV.	DATE	BY	DESCRIPTION	APP'VD	REV.	DATE	BY	DESCRIPTION	APP'VD
A	6-17-09	JEC	REMOVE & CONSTRUCT HC. RAMP @ N.W. COR						
A	6-17-09	JEC	RELOCATE ST. LIGHT CONDUIT						

TETRA TECH
16241 Laguna Canyon Road, Suite 200
Irvine, California 92618
(949) 727-7099
(949) 727-7097 FAX

	INITIALS	DATE
DRAWN BY:	EPC	
DESIGNED BY:	EPC	
CHECKED BY:	HYO	

PREPARED UNDER THE SUPERVISION OF:
REGISTERED PROFESSIONAL ENGINEER REGA ANDERSON No. 53893 Exp. 12-31-09 STATE OF CALIFORNIA CIVIL
ENGINEER/ARCHITECT'S NAME DATE

CITY OF BREA
BREA CALIFORNIA
DEVELOPMENT SERVICES DEPARTMENT

STREET PLAN AND PROFILE
KRAEMER BLVD
STA 23+50 TO 28+50
4248-06

SHEET 6 OF 26

P:\P09008\0009-01\Cadd\STPP04.dwg 06/18/2008 16:25

BID DOCUMENT 9-10-2024

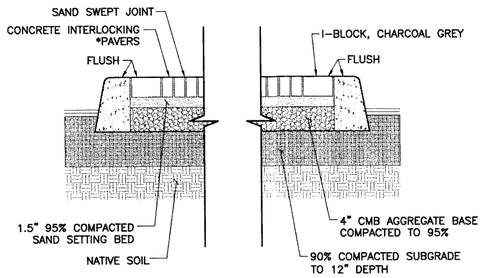

*PATTERN RUNNING BOND PARALLEL TO CURB
COLOR: OLD TOWN BLEND

PRECAST CONCRETE PAVERS DETAIL

NTS

CURVE DATA

⬡	R	△	L	T
1	10.00'	19°24'53"	3.39'	1.71'
2	2.00'	170°32'16"	5.95'	24.17'
3	195.75'	7°28'52"	25.56'	12.80'
4	1.00'	162°15'15"	2.83'	6.41'

KRAEMER BLVD
SEE SHEET 6

CONSTRUCTION NOTES

(4) REMOVE CURB/CURB AND GUTTER.
(8) REMOVE STAMPED CONCRETE.
(15) CONSTRUCT CURB, TYPE C1-200(8), PER APWA STD. PLAN 120-1.
(37) COLDMILL AC PAVEMENT 0.10' DEEP.
(38) CONSTRUCT 0.10' AC OVERLAY.
(40) INSTALL PRECAST CONCRETE PAVERS PER PER DETAIL ON THIS SHEET.

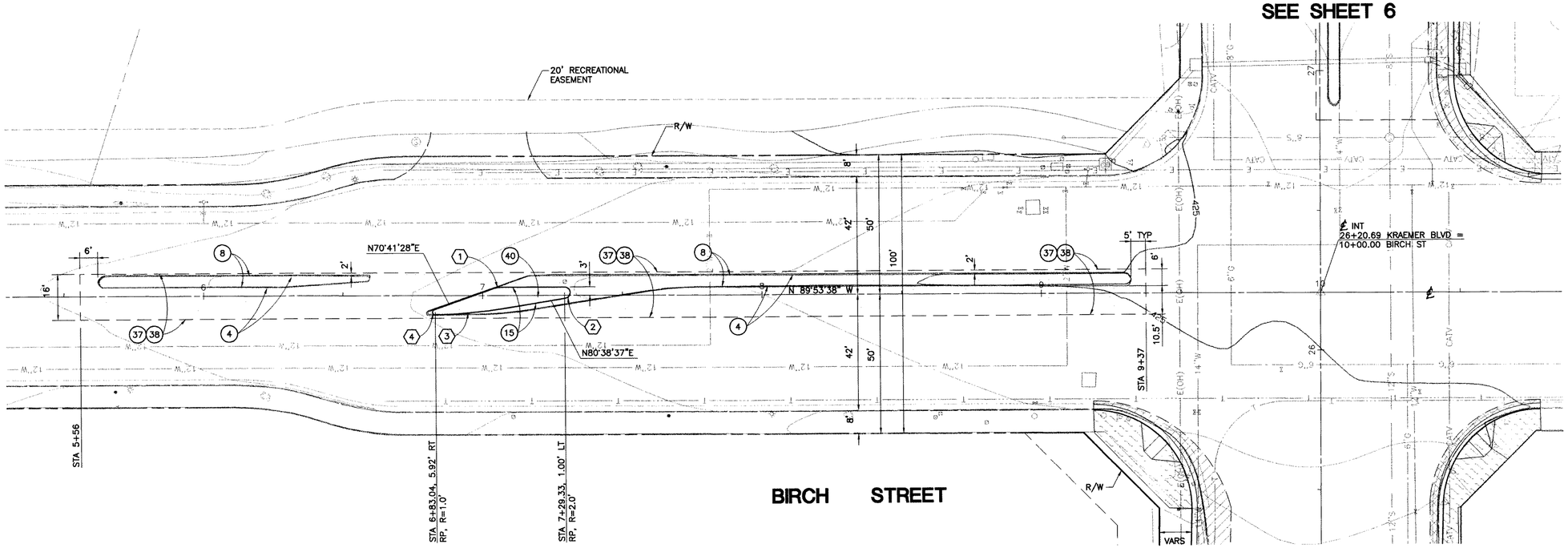

SEE SHEET 6

SCALE 1" = 20'
0 20 40

DIGALERT	REVISIONS									
DIAL TOLL FREE 1-800-227-2600	REV.	DATE	BY	DESCRIPTION	APP'VD	REV.	DATE	BY	DESCRIPTION	APP'VD
TWO WORKING DAYS BEFORE YOU DIG										

TETRA TECH
16241 Laguna Canyon Road, Suite 200
Irvine, California 92618
(949) 727-7099
(949) 727-7097 FAX

	INITIALS	DATE
DRAWN BY:	EPC	
DESIGNED BY:	EPC	
CHECKED BY:	HYO	

PREPARED UNDER THE SUPERVISION OF:
REGISTERED PROFESSIONAL ENGINEER TEADA ANDERSON No. 53893 Exp. 12-31-08 CIVIL STATE OF CALIFORNIA
ENGINEER/ARCHITECT'S NAME DATE

CITY OF BREA
BREA CALIFORNIA
DEVELOPMENT SERVICES DEPARTMENT

STREET PLAN AND PROFILE
BIRCH STREET
AT KRAEMER BLVD
4248-08

SHEET 8 OF 26

P:\P09008\0009-01\Cadd\STPP06.dwg 06/18/2008 16:25

BID DOCUMENT 9-10-2024

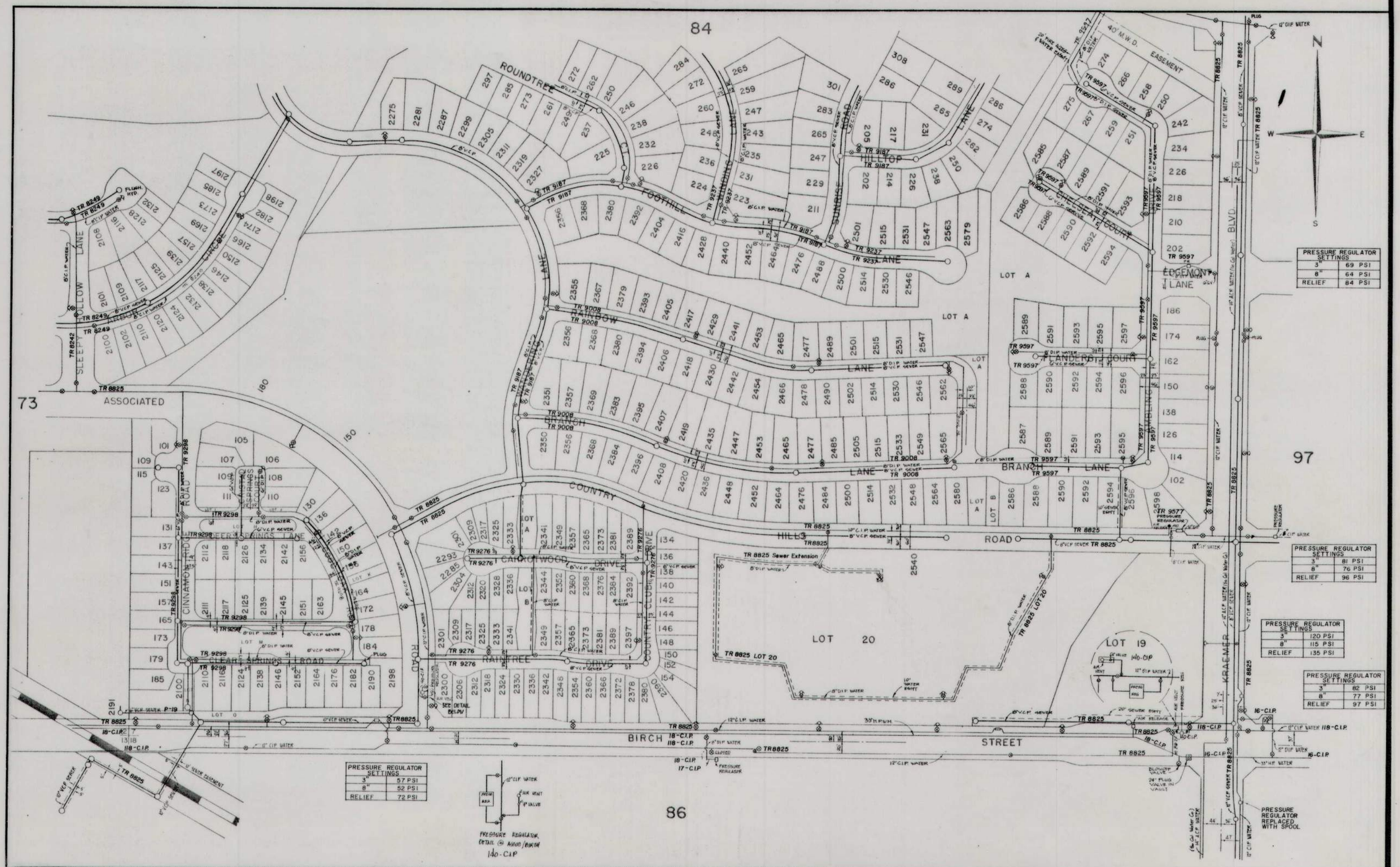

R E V I S I O N S

DATE	INITIAL	DESCRIPTION	APPVD	DATE	INITIAL	DESCRIPTION	APPVD	DATE	INITIAL	DESCRIPTION	APPVD
1/81	B.H.	CHECKED DIM.									
6/89	J.H.	PLOTTED WATER & SEWER LINES									
4/91	K.V.	UPDATED WATER LINE @ KRAEMER & BIRCH									
2/92	K.V.	PLOTTED PRESSURE REGULATOR @ N/E/C OF BIRCH & KRAEMER PER SUP-3494									
8/96	K.V.	PLOTTED PRESSURE REGULATOR @ ASSOCIATED AND BIRCH PER SUP-3494									

0 50 100 300
SCALE FEET

CITY OF BREA

DEPARTMENT OF DEVELOPMENT SERVICES

SHEET NO.
85

H-E LA 1536

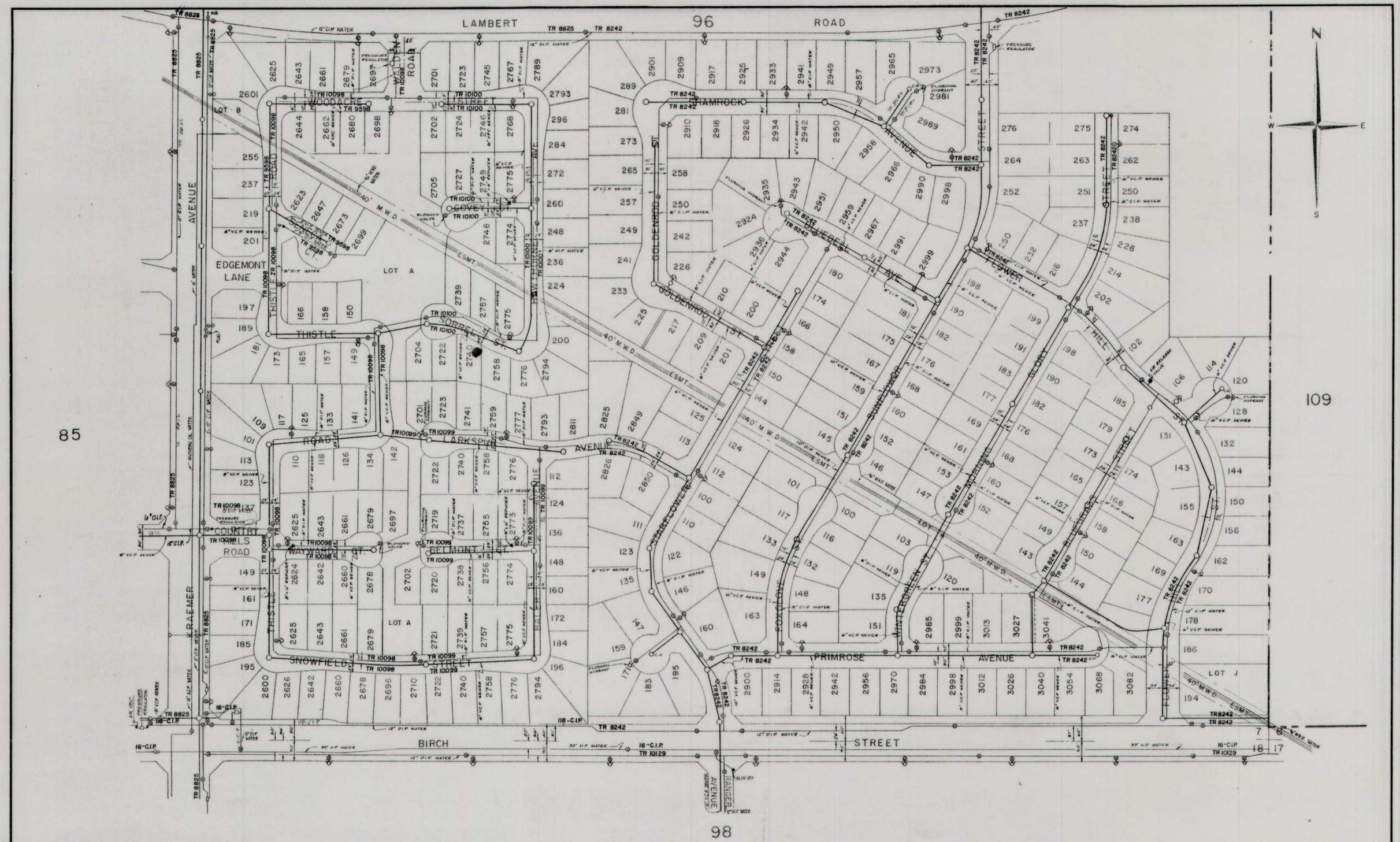

REVISIONS

DATE	INITIAL	DESCRIPTION	APP'VD
1/81	B.H.	CHECKED DIM.	
4/85	J.E.C.	PLOTTED ADDRESSES	
7/88	A.A.R.	PLOTTED WATER & SEWER LINES	
2/92	R.Y.L.	PLOTTED PRESSURE REGULATOR/WHITE BIRCH/KRAEMER PER 510-7484	

SCALE 0 50 100 300 FEET

CITY OF BREA

DEPARTMENT OF DEVELOPMENT SERVICES

SHEET NO. 97

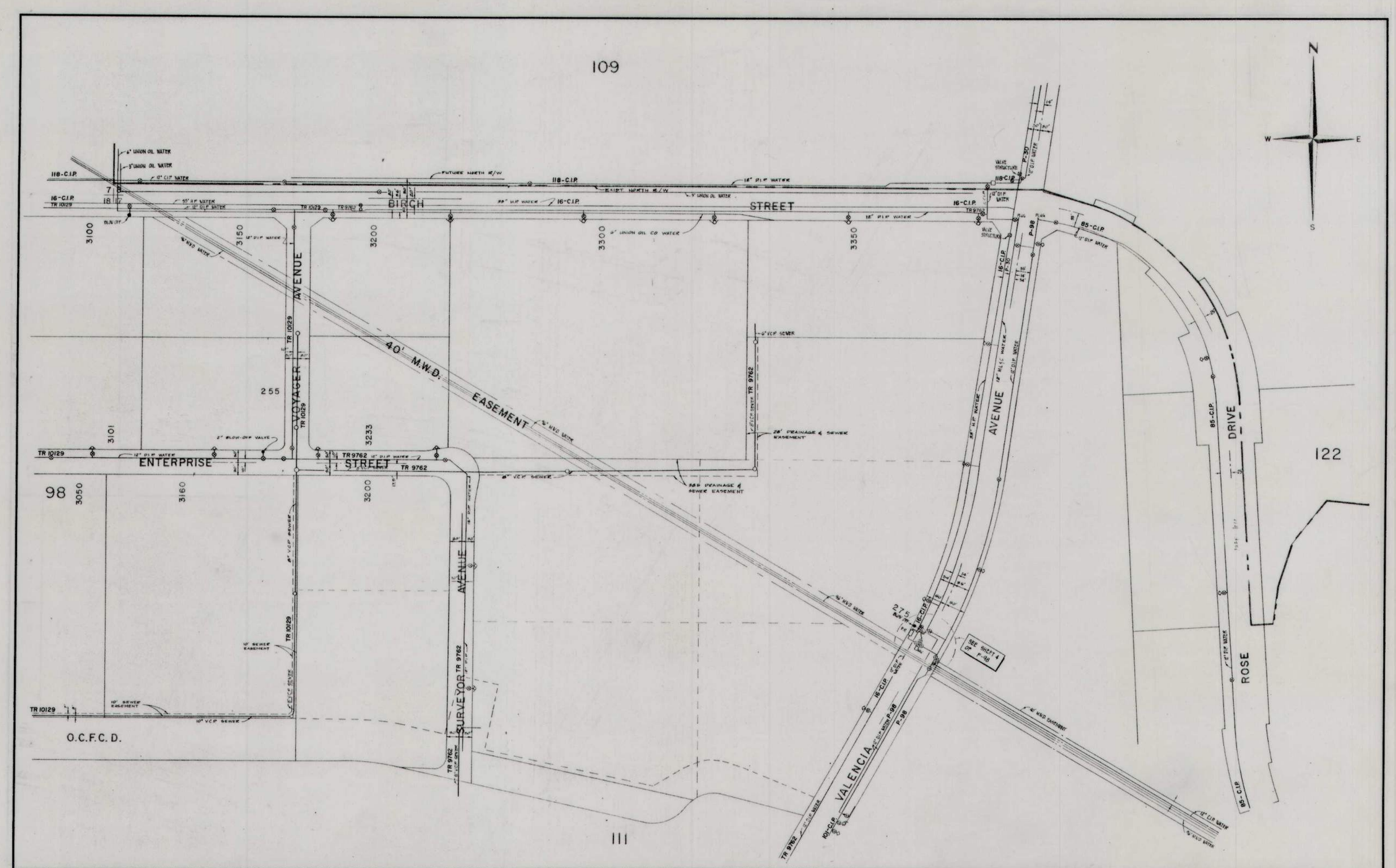

REVISIONS

DATE	INITIAL	DESCRIPTION	APP'VD	DATE	INITIAL	DESCRIPTION	APP'VD	DATE	INITIAL	DESCRIPTION	APP'VD
5/7/85	J.E.C.	PLOTTED ADDRESSES & UP DATE MAP									
2/86	K.Y.L.	UPDATED WATER LINE @ VALENCIA (BURN TO SOUTHERN) / ROSE DRIVE									

SCALE 0 50 100 300 FEET

CITY OF BREA

DEPARTMENT OF DEVELOPMENT SERVICES

SHEET NO. 110

102-CIP

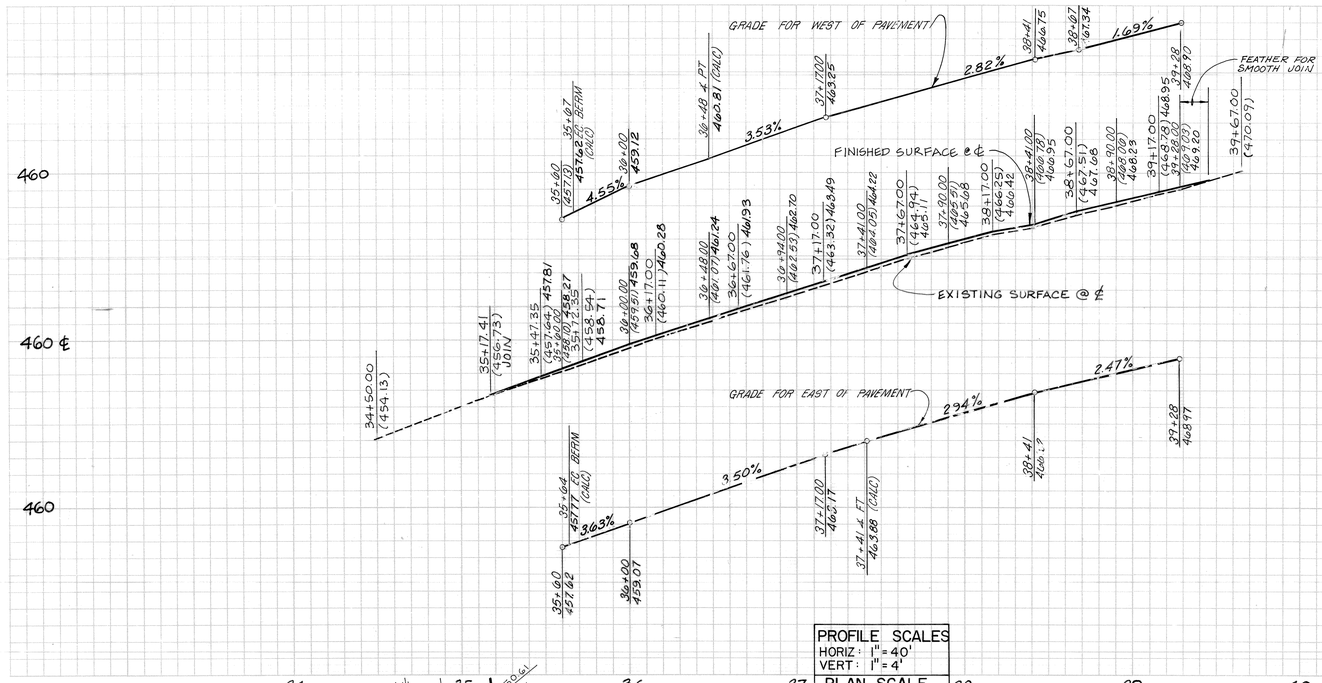

PROFILE SCALES
HORIZ: 1" = 40'
VERT: 1" = 4'

PLAN SCALE
1" = 40'

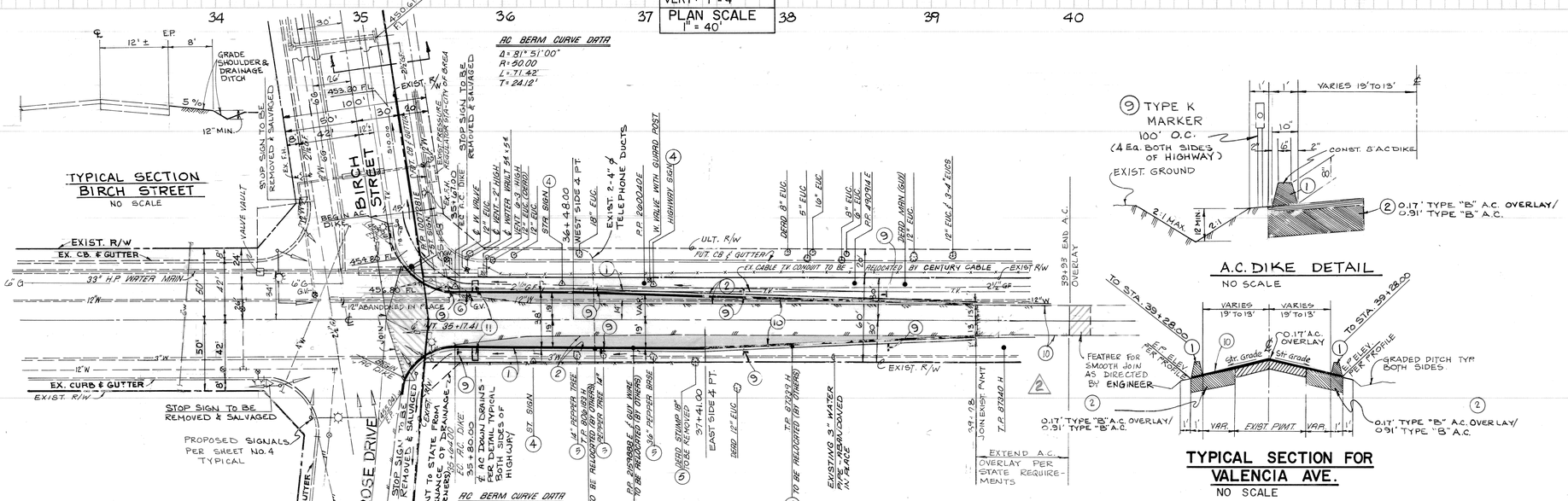

VALENCIA AVE.

(07-ORA-142)

NOTE: 48 HOURS PRIOR TO CONSTRUCTION CALL UNDERGROUND SERVICE ALERT AT 1-800-422-4133

"AS BUILT" 1-15-81

CONSTRUCTION NOTES & QUANTITY EST.

NO.	CONSTRUCTION NOTES AND ITEM	QUANTITIES
	IMPROVEMENTS	
1	CONST. 8" A.C. DIKE PER DET. HEREON	820 L.F.
2	0.91' FULL DEPTH A.C. PER TYPICAL SECTION.	3,010 S.F.
3	POLE TO BE RELOCATED BY UTILITY COMPANY	3 EA.
4	SIGN TO BE RELOCATED BY CONTRACTOR	3 EA.
5	REMOVE EXIST. TREES OR TREE STUMPS	4 EA.
6	ADJUST WATER VALVE BOX & COVER TO FINISH ELEVATION	1 EA.
7	ROADWAY EXCAVATION	120 C.Y.
8	COMPACTED EMBANKMENT	60 CY
9	INSTALL TYPE K MARKER	8 EA.
10	CONSTRUCT 0.17 A.C. OVERLAY	11350 SF
11	CONSTRUCT A.C. DOWN DRAIN PER DETAIL	2 EA.

BENCH MARK:

O.S.C. B.M. # 2C-88-70

ALUMINUM CAP ABOUT 150 FEET SOUTHWEST ALONG VALENCIA AVE. FROM THE CROSSING OF THE SOUTHERN PACIFIC RAILROAD TO THE INTERSECTION OF DATE ST. WITH THE AVENUE; 81 FEET SOUTHEAST OF THE CENTERLINE OF THE AVENUE; 21 FEET NORTHEAST OF THE CENTERLINE OF THE STREET; SET IN THE TOP OF THE SOUTHWEST CORNER OF A 5 BY 6 FOOT CONCRETE CATCH BASIN LEVEL WITH THE SIDEWALK

ELEVATION = 1970 ADJ. = 377.362

REVISIONS			
DATE	INITIAL	DESCRIPTION	APP'VD.
6/11/80	G.T.	2 EXTENDED A.C. OVERLAY 65 FEET PER STATE'S REQUIREMENTS	SWP

JOEL SILVERMAN & ASSOCIATES
CIVIL ENGINEERS • LAND PLANNERS • SURVEYORS
13400 RIVERSIDE DR. SHERMAN OAKS, CA 91423
(213) 981-5803

ENGINEERING DEPARTMENT
CITY OF BREA, CALIFORNIA

PLAN AND PROFILE 1052-02
VALENCIA AVENUE
FROM STA. 35+17 to STA 39+67

DRAWN BY: PRIVATE ENGINEER		SHEET 2 OF 5
CHECKED BY: SWP		
DATE: MARCH 1980	SCALE: AS SHOWN	

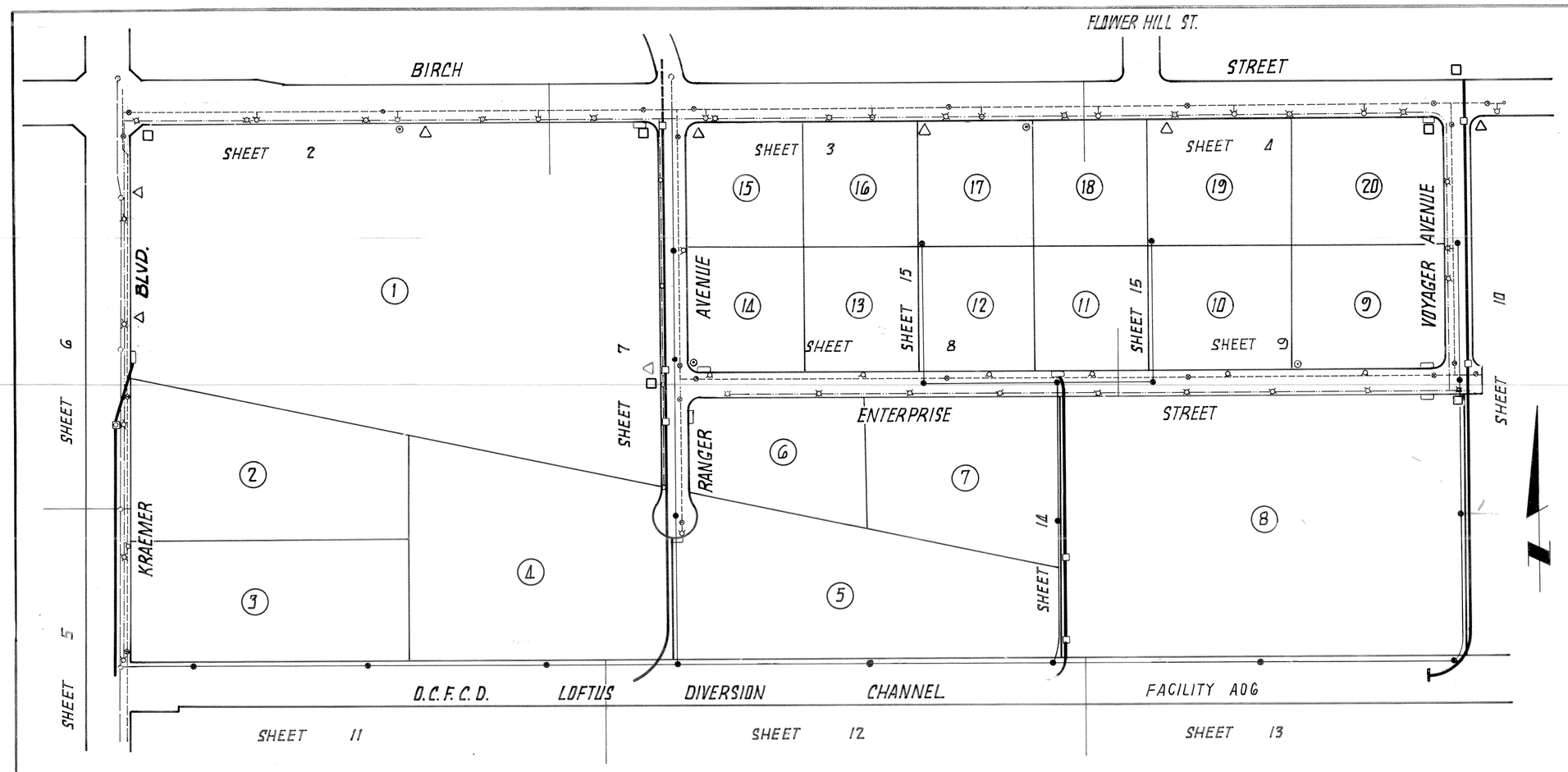

INDEX MAP

SCALE: 1" = 200'

LEGEND:

- STORM DRAIN
- JUNCTION STRUCTURE
- SEWER MANHOLE
- WATER MAIN
- STREET LIGHT CONDUIT
- GATE VALVE
- CATCH BASIN INLET
- FIRE HYDRANT
- STREET LIGHT
- STREET NAME SIGN
- R-1 STOP SIGN
- EXIST. SEWER LINE
- STORM DRAIN MANHOLE
- EXIST. SEWER MANHOLE
- STREET LIGHT FEED POINT.

TYPICAL SECTIONS

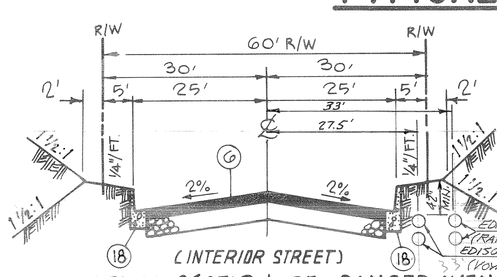

TYPICAL SECTION OF RANGER AVENUE AND ENTERPRISE STR & VOYAGER AVENUE

NO SCALE

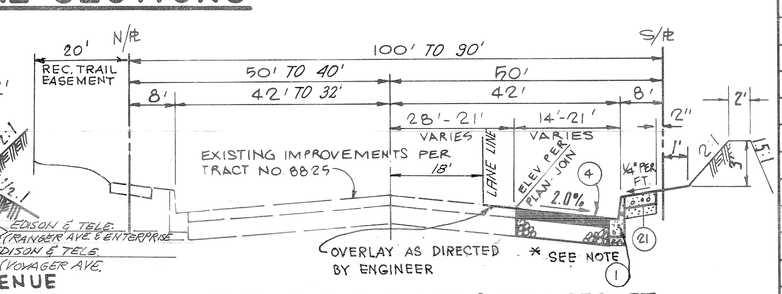

TYPICAL SECTION OF BIRCH STREET

NO SCALE ~ FROM STA. 80+63.74 TO STA. 89+48.19

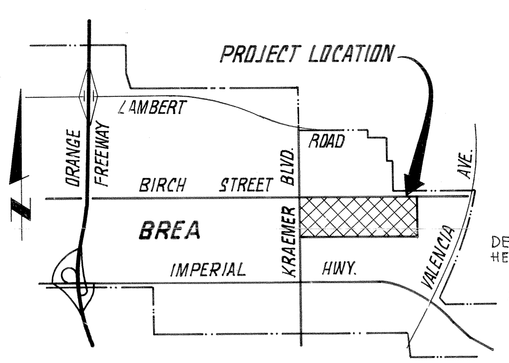

LOCATION MAP

NO SCALE

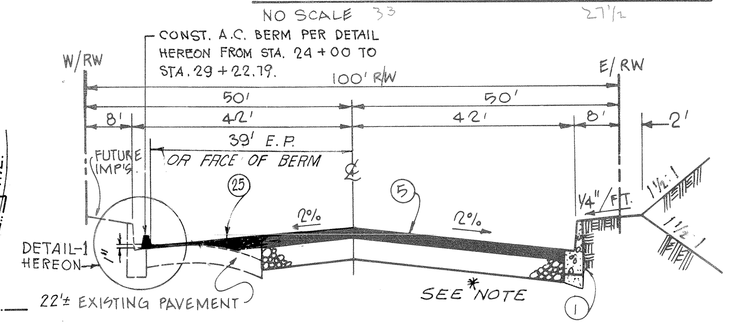

TYPICAL SECTION OF KRAEMER BOULEVARD

NO SCALE ~ FROM STA. 18+00 TO STA. 29+00

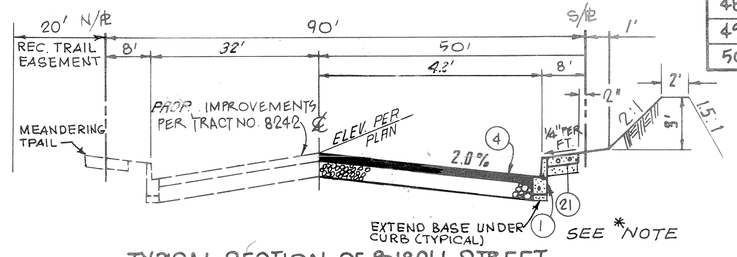

TYPICAL SECTION OF BIRCH STREET

NO SCALE ~ FROM STA. 89+48.19 TO STA. 105+98.15

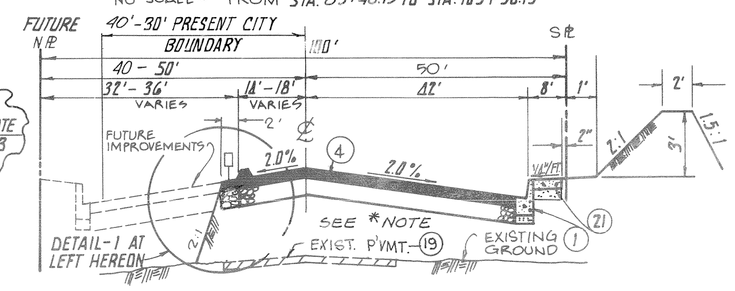

TYPICAL SECTION OF BIRCH STREET

NO SCALE ~ FROM STA. 105+98.15 TO STA. 111+18.15

***NOTE**

STRUCTURAL PAVEMENT SECTIONS OF TRAVELED WAY OF BOTH KRAEMER AND BIRCH ST. SHALL BE : 0.30' A.C./0.60' A.B./ 0.70' A.S.B. OR 0.35' A.C./0.65' L.C.B. FOR TRAVELLED WAY AND 0.20' A.C./0.40' A.B./0.50' A.S.B. OR 0.20' A.C./0.50' L.C.B. FOR SHOULDERS.

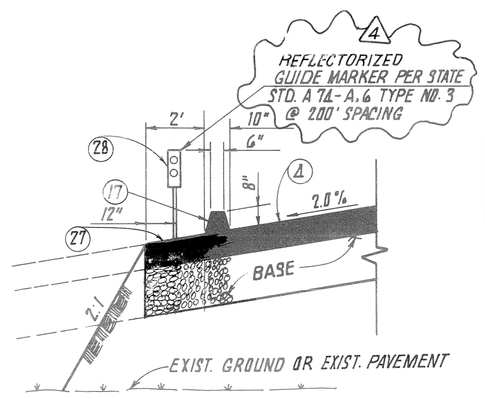

DETAIL - 1

NO SCALE

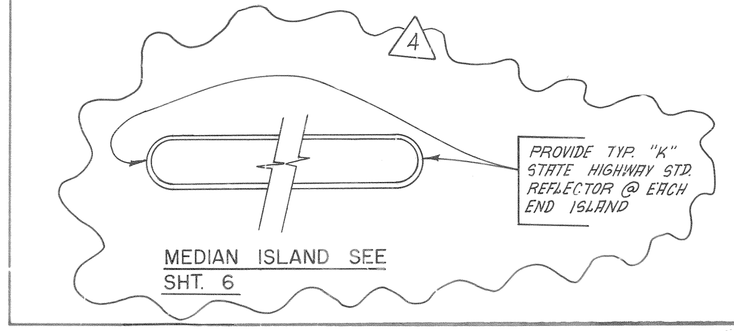

MEDIAN ISLAND SEE SHT. 6

CONSTRUCTION NOTES & QUANTITY EST.

1	CONST. CONC CURB & GUTTER A-2-8 PER CAL-TRANS STD. FIG. 7-212.2	4,295	L.F.
2	CONST. CONC. CURB ONLY B-5 PER STD. 201	156	L.F.
3	CONST. RETURN WHEELCHAIR RAMP PER DETAIL ON SHT. #2	3	EA.
4	CONST. 0.35' A.C. PAVEMENT 0.33' A.B. ON 1.15' L.T.S.	102,612	S.F.
5	CONST. 0.35' A.C. PAVEMENT ON 0.33' A.B. ON 1.15 L.T.S.	72,182	S.F.
6	CONST 0.30' A.C. PAVEMENT ON 0.33' A.B. 0.60 L.T.S	151,624	S.F.
7	REMOVE ITEM AS NOTED ON PLAN	2	EA.
8	CONST. STREET NAME SIGN PER STD. 601	6	EA.
9	CONST. 2" X 6" REDWOOD HEADER	46	L.F.
10	TO BE RELOCATED BY UTILITY COMPANY	3	EA.
11	TO BE RELOCATED BY CONTRACTOR	2	EA.
12	CONST. STOP SIGN R1R	5	EA.
13	INSTALL TEMPORARY BARRICADE PER STD. 607	1	EA
14	CONST. 8" CONC. CROSS-GUTTER ON AC BASE PER STD. 216	1,385	S.F.
15	SOLID YELLOW CENTER LINE STRIPING ON INT. STR.	3,430	L.F.
16	DOUBLE YELLOW CENTER LINE STRIPING ON BIRCH STREET & KRAEMER BLVD.	4,350	L.F.
17	CONST. 8" A.C. BIRM PER DETAIL ON SHT. # 1	1,043	L.F.
18	CONST. CONC. CURB & GUTTER C-2 PER STD. 202	6,313	L.F.
19	EXIST. PAVEMENT ON BIRCH STR. TO BE COMPACTED AS DIRECTED BY SOILS ENGIN.	16,400	S.F.
20	CONSTRUCT. STREET LIGHT	31	EA.
21	CONST. 4" CONC. SIDEWALK WITH 1" SAND BEDDING PER STD. 206	22,402	S.F.
22	"NOT A THROUGH" STREET SIGN	1	EA.
23	CONST. CONC. CURB TRANS. FROM 8" C.F. TO 6" C.F.	551	L.F.
24	REMOVE INTERFERING PORTION OF EXIST. PAVEMENT	13,070	S.F.
25	CONST. A.C. PAVEMENT - VARIABLE THICKNESS	32,810	S.F.
26	CONST. CONC. DRIVEWAY APPROACH, 6" THICK	2,914	S.F.
27	INSTALL 1" STREET LIGHT CONDUIT	7,300	S.F.
28	INSTALL GUIDE MARKER PER STATE STD. A 74-A,6 TYPE NO. 3	4	EA.
29	CONST. 4" PATTERNED CONC ON SAND BACKFILL	870	S.F.
30	CONST. CONC. 6" CURB TYPE A1-6	580	L.F.
31	REMOVE EXIST. CMP & HDWL'S AS NOTED ON PLANS	2	EA.
32			
33			
34			
35	**SEWERS**		
40	CONSTRUCT STD. SEWER M.H. PER STD. 402 1'-10 DEEP	8	EA.
40	CONSTRUCT STD. SEWER M.H. PER STD. 402 10'-20' DEEP	12	EA.
41	CONSTRUCT 15" V.C.P. SEWER 10'-20' DEEP	1,075	L.F.
42	CONST. 10" V.C.P. SEWER 1'-10' DEEP	1,996	L.F.
42	CONST. 10" V.C.P. SEWER 10'-20' DEEP	1,699	L.F.
52	BREAK INTO EXIST. M.H. & CONST. 6" LATERAL PER STD 404	3	EA
43	CONST. 8" V.C.P. SEWER 1'-10' DEEP	1,660	L.F.
43	CONST. 8" V.C.P. SEWER 10'-20' DEEP	1,023	L.F.
44	CONST. SEWER CONN. TYPE "A" PER STD. 411 6" DIA. (IN STREETS) E=6'	184	L.F.
45	CONST. SEWER CONN. TYPE "C" PER STD. 411 6" DIA. E=6'	105	L.F.
46	CONST. 6" WYE	2	EA.
47	CONST. CONC. ENCASEMENT PER DETAIL ON SHT. 1	471	L.F.
48	REMOVE PLUG AND JOIN	1	EA.
49	CONST. SEWER CONN. TYPE "A" PER STD. 411 6" DIA. (IN PADS)	183	L.F.
50	ADJUST SEWER M.H. TO GRADE	4	EA.

54	CONST. SEWER CONN. PER STD. 407	23	L.F.
51	CONST. 12" V.C.P. SEWER 1'-10' DEEP	58	L.F.
51	CONST. 12" V.C.P. SEWER 10'-20' DEEP	100	L.F.
53	CONST. SEWER CHIMNEY WITH 6" Y PER STD 410.	3	E.A
	WATER SYSTEM		
55	INSTALL 12" D.I.P. WATER MAIN	3,535	L.F.
56	INSTALL 12" GATE VALVE PER STD. 302 & 309	11	EA
57	INSTALL 12" x 12" x 12" TEE	4	EA.
58	INSTALL 2" BLOW-OFF VALVE PER STD. 315	1	EA.
59	INSTALL FIRE HYDRANT PER STD. 303	19	EA.
60	INSTALL FIRE HYDRANT OFF OF EXIST. WATER MAIN PER DETAIL ON SHT. 5	1	EA.
61	HOT TAP 12" WATER LINE	1	EA.
62	ADJUST G.V. TO GRADE PER STD. 309	6	E.A.
63	ADJUST AIR VENT TO GRADE	1	EA.
64	RELOCATE BLOW OFF	1	EA
65	REMOVE TOP OF WATER VAULT ABOVE 12" WATER LINE	1	EA.
66	INSTALL AIR RELEASE PER STD. 314.	1	EA
67	REMOVE AIR VENT RISER		
68	**STORM DRAINS**		
69	84" R.C.P.	850	L.F.
70	78" R.C.P.	1,019	L.F.
71	72" R.C.P.	807	L.F.
72	36" R.C.P.	79	L.F.
73	30" R.C.P.	136	L.F.
74	27" R.C.P.	819	L.F.
75	24" R.C.P.	390	L.F.
76	21" R.C.P.	832	L.F.
77	18" R.C.P.	313	L.F.
78	15" R.C.P.	46	L.F.
79	1-GRATE INLET (SEE TEMP. INLET DET. ON SHT. # 21)	8	EA.
80	2-GRATE INLET (SEE TEMP. INLET DET. ON SHT. # 21)	3	EA.
81	4-GRATE INLET (SEE TEMP. INLET DET. ON SHT. # 21)	1	EA.
82	INLET TYPE OL L=7	3	EA.
83	INLET TYPE OL L=14	1	EA.
84	INLET TYPE OL L=10	2	EA.
85			
86	INLET TYPE OS L=3.5	2	EA.
87			
88	J.C. PER STD 520	5	EA
89	J.C. PER STD 519	1	EA
90	J.C. PER STD 517	8	EA.
91	J.C. PER STD 516	1	EA.
92	COLLAR PER STD. 514	3	EA.
93	ORANGE CO. E.M. STD. 313	1	EA
94			
95	OUTLET STRUCTURE PER DETAIL	3	EA.
96	HEADWALL PER DETAIL	2	EA.
97			
98			
99			
100	RIP-RAP	122	T.

NOTES:

1. SEE THIS SHEET FOR TYPICAL SECTION OF LOCAL STREETS.
2. SEE STANDARD 302 FOR GENERAL NOTES.
3. FOR STREET LIGHTING - SEE STANDARD NO. 820 & "SPECIFICATIONS FOR INSTALLATION OF STREET LIGHTING SYSTEM" ALSO NOTE 7
4. UPON COMPLETION OF THE ROUGH GRADING THE CITY INSPECTOR WILL HAVE ORANGE COUNTY ROAD DEPARTMENT MAKE NECESSARY SOILS TESTS AND DETERMINE THE STRUCTURAL SECTIONS ON KRAEMER BLVD., BIRCH STREET AND INTERIOR STREETS. THE PAVEMENT AND BASE THICKNESS SHOWN ON THESE PLANS ARE ANTICIPATED BY THE ENGINEER AND DO NOT INDICATE FINAL SECTIONS. COST OF LAB WORK TO BE BILLED TO DEVELOPER.
5. THE CONTRACTOR WILL DO ALL NECESSARY PAINT STRIPING.
6. ALL BEDDING AND BACKFILLED SHALL BE IN ACCORDANCE WITH THE TYPICAL DETAIL SHOWN HEREON
7. ALL STREET LIGHTS TO HAVE HEB WATERPROOF FUSEHOLDER AND SLOW-BLOW FNN FUSE (5 AMP-250 V. 10 AMP 480 V.) FURNISHED AND INSTALLED IN THE BASE OF EACH STREET LIGHT. ALL ILLUMINAIRES TO BE FURNISHED WITH PHOTO CELL CONTROL.
8.

STREET NAME SIGN SCHEDULE

LOCATION	STREET NAME	NUMBER	STREET NAME	NUMBER
S.E. COR.	BIRCH STREET	2500 E	KRAEMER BOULEVARD	200 S
S.W. COR.	BIRCH STREET	2900 E	RANGER AVENUE	200 S
S.W. COR.	BIRCH STREET	3100 E	VOYAGER AVENUE	200 S
℄ PROD.	VOYAGER AVENUE	200 S.	BIRCH STREET	3100 E
℄ PROD.	ENTERPRISE STREET	2900 E	RANGER AVENUE	300 S
℄ PROD.	VOYAGER AVENUE	200 S	ENTERPRISE STREET	3100 E

NOTES CONT'D

9. WHEEL CHAIR RAMPS SHOWN ON THE PLANS SHALL BE PER STATE HIGHWAY STD. NO. A88-A

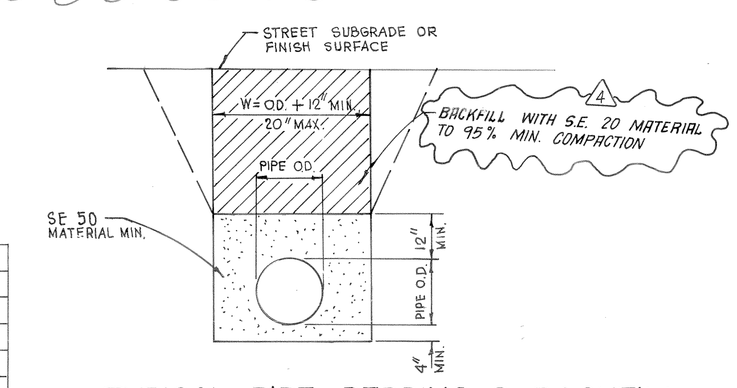

TYPICAL PIPE BEDDING & BACKFILL DETAIL - ALL PIPING.

NO SCALE.

1416-01

"AS BUILT"

BENCH MARK:

O.S.C. B.M. # 2L-12-70

ALUMINUM CAP ABOUT 0.6 OF A MILE NORTH ALONG VALENCIA AVE FROM THE INTERSECTION OF IMPERIAL HIGHWAY 43.3 FEET NORTHWEST OF THE CENTERLINE OF THE ROAD, 37.7 FEET SOUTHWEST OF A POWER POLE NUMBER 2598.67 E., 33.6 FEET NORTHWEST OF THE NORTHWEST CORNER OF A 2 BY 12 BY 6 FOOT METAL CABINET, SET IN THE TOP OF NORTHEAST CORNER OF A CONCRETE BASE OF A 8 INCH BY 6 FOOT HIGH METAL VENT PIPE, ABOUT 1 FOOT HIGHER THAN THE ROAD.

ELEVATION = 1970 (N.G.V.D.) = 425.616

NO.	REVISIONS	DATE	APP'D.
	AS BUILTS	2-14-80	DJS
10	2" WATER LATERAL ON BIRCH ST. SHT. NO. 3 & 4	12-5-79	SWP
9	2" WATER LATERAL ON KRAEMER BLVD. SHT. # 10	12-4-78	SWP
8	ADDED NOTES RE: REFLECTOR & COMPACTION	8/16/78	SWP
7	RELOCATION SEWER M.H. & LATERALS ON VOYAGER 44'± OF EXIST. M.H. & 2 INT. SHT. 10	8/11/78	SWP
6	RELOCATION WASTE WATER LINE ON BIRCH ST. SHT. # 4 & 10	8/4/78	SWP
5	~~CHANGE 36" RCP TO 27" RCP on Kraemer Sh. 5~~	~~7/6/78~~	

7/6/79

8/4/78

PSOMAS & ASSOCIATES
CIVIL ENGINEERS · LAND SURVEYORS
1617 PONTIUS AVENUE · LOS ANGELES, CALIFORNIA · 90025 · (213) 478-3081

PLANS PREPARED UNDER THE SUPERVISION OF:

R.C.E. 15611 — 4.11.78 DATE

ENGINEERING DEPARTMENT
CITY OF BREA, CALIFORNIA

TRACT NO. 10129
TITLE SHEET
IMPROVEMENT PLANS

DRAWN BY: CEM	APPROVED:	SHEET
CHECKED BY: A.L.	CITY ENGINEER R.C.E. 9851	1 OF 22
DATE: 11-4-77	7-18-79	

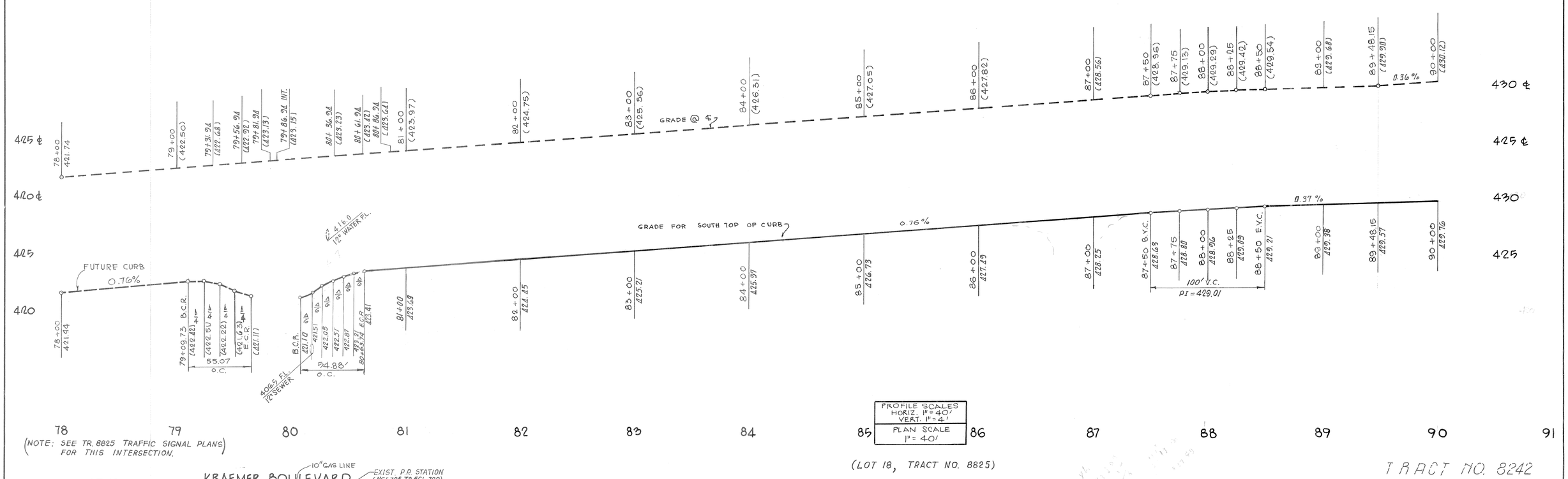

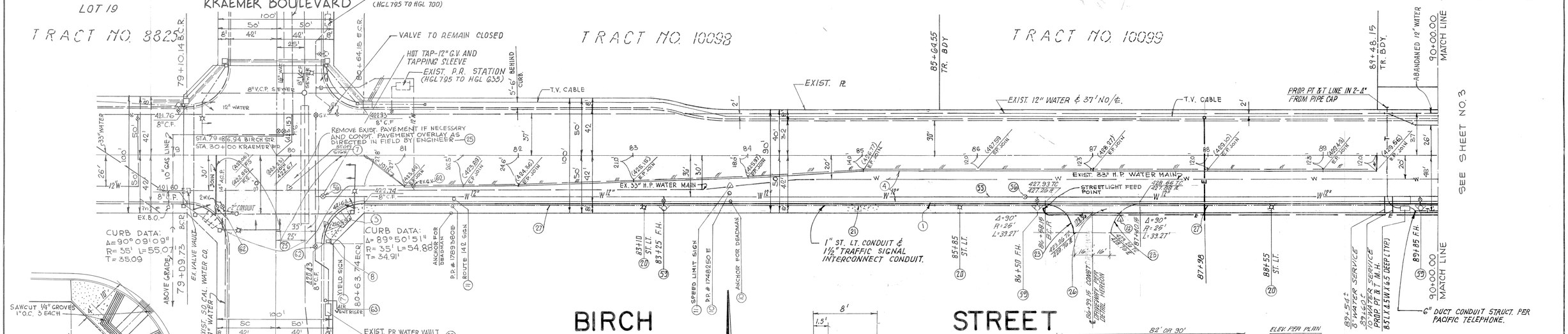

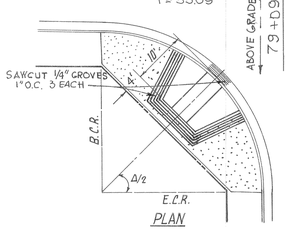

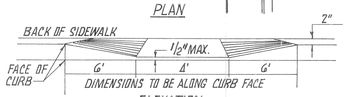

NOTES:
1. SLOPE OF RAMP SHALL BE A MAXIMUM OF INCH RISE IN 12 INCHES.
2. RAMP SHALL BE BROOM FINISHED.

DETAIL OF CURB RETURN WHEELCHAIR RAMP
NO SCALE

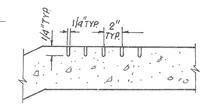

CONSTRUCTION NOTES.

1. CONST. CONC. CURB & GUTTER A-2-8 PER CAL-TRANS STD. FIG. 7-2/2.2
3. CONST. RETURN WHEELCHAIR RAMP PER DETAIL HEREON
4. CONST. A.C. PAVEMENT ON AGG. BASE PER TYPICAL ON SHT. H1 SECTION IN BIRCH STREET.
7. REMOVE ITEM AS NOTED ON PLAN
8. CONST. STREET NAME SIGN PER STD. G01
10. TO BE RELOCATED BY UTILITY COMPANY
11. TO BE RELOCATED BY CONTRACTOR
21. CONST. 4" CONC. SIDEWALK WITH 4" SAND BEDDING PER STD. 206
27. INSTALL 1" STREET LIGHT CONDUIT.

29. CONST. A.C. PAVEMENT - VARIABLE THICKNESS AS DIRECTED BY ENGINEER.
26. CONST. CONC. DRIVEWAY APPROACH, 6" THICK ON 9" AGG. BASE
70. CONST. STREET LIGHT PER STD 822-400 W.M.V, TYPE III.
55. INSTALL 12" D.I.P. WATER MAIN
56. INSTALL 12" GATE VALVE PER STD. 302 & 309
59. INSTALL FIRE HYDRANT PER STD. 303
62. ADJUST EXIST G.V. BOX TO GRADE BY CONTRACTOR
72. CONST. STOP SIGN RIR.
63. ABANDON P.R. VAULT BY REMOVING TOP + FILLING WITH SAND.

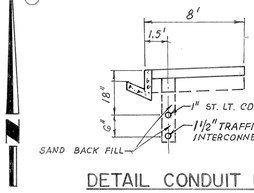

DETAIL CONDUIT INSTALLATION ON BIRCH STR. & KRAEMER BLVD.
NO SCALE. (STATE HWY.)

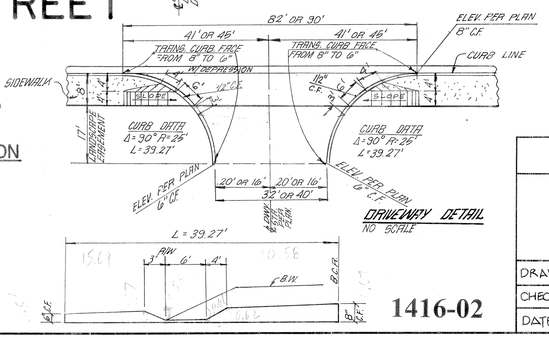

1416-02

"AS BUILT"

ENGINEERING DEPARTMENT
CITY OF BREA, CALIFORNIA

TRACT NO. 10129
PLAN AND PROFILE
BIRCH STREET
STA. 79+87 TO STA. 90+00

DRAWN BY: C.E.M.	APPROVED:	SHEET
CHECKED BY: A.L.	CITY ENGINEER R.C.E. 9851	2 OF 22
DATE: 11-4-77	7-18-78	

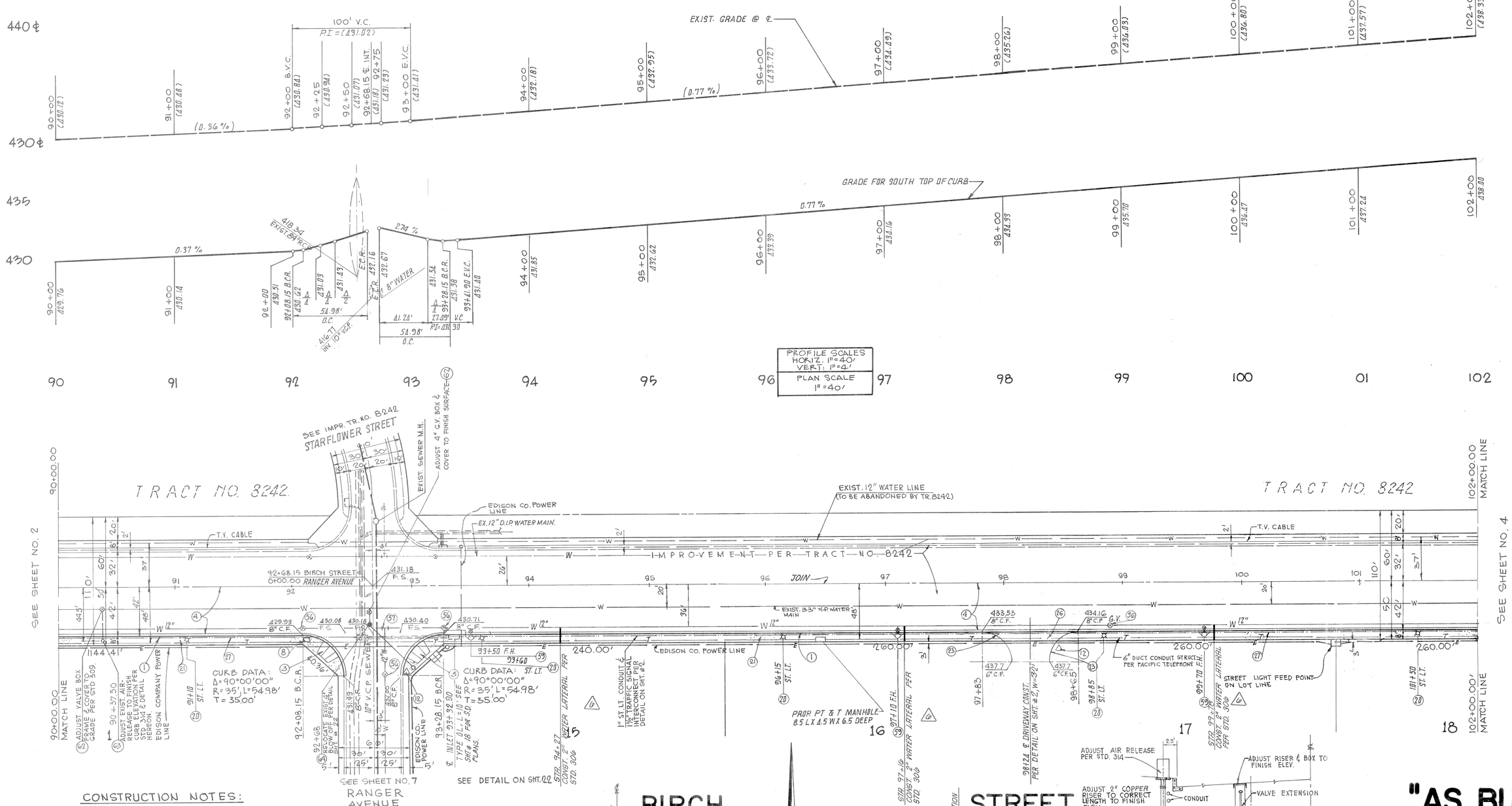

PROFILE SCALES
HORIZ. 1" = 40'
VERT. 1" = 4'
PLAN SCALE
1" = 40'

CONSTRUCTION NOTES:

(1) CONST. CONC. CURB & GUTTER A-2-8 PER CAL-TRANS STD. FIG. 7-2/2.2
(3) CONST. RETURN WHEELCHAIR RAMP PER DETAIL SEE SHT. # 2
(4) CONST. A.C. PAVEMENT ON AGG. BASE PER TYP. SECTION IN BIRCH STREET.
(8) CONST. STREET NAME SIGN PER STD. 601.
(21) CONST. 4" CONC. SIDEWALK WITH 4" SAND BEDDING PER STD. 206
(23) CONST. CONC. CURB TRANSITION FROM 8" C.F. TO 6" C.F
(12) INSTALL STOP SIGN RIR.
(26) CONST. CONC. DRIVEWAY APPROACH, 6" THICK OVER 4" SAND BEDDING.
(27) CONST. STREET LIGHT
(55) INSTALL 12" D.I.P. WATER MAIN
(56) INSTALL 12" GATE VALVE PER STD. 302 & 309
(57) INSTALL 12" X 12" X 12" TEE
(59) INSTALL FIRE HYDRANT PER STD. 303
(64) RELOCATE BLOW OFF.
(62) ADJUST G.V. TO GRADE.
(27) INSTALL 1" STREET LIGHT CONDUIT

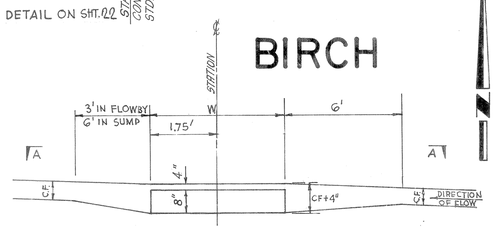

LOCAL DEPRESSION DETAIL
NO SCALE.

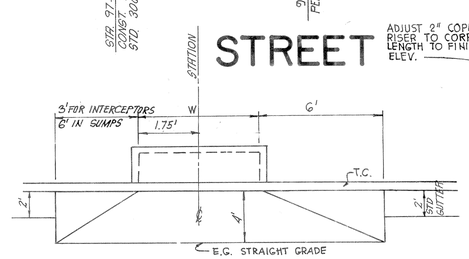

SECTION "A"-"A"
NO SCALE

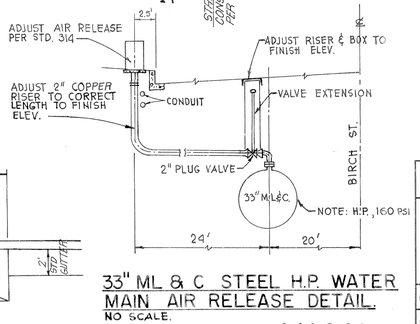

33" ML & C STEEL H.P. WATER MAIN AIR RELEASE DETAIL.
NO SCALE.

1416-03

"AS BUILT"

(6) REV. 125.78 CONST. 2" WATER PER STD 306 SWP

ENGINEERING DEPARTMENT
CITY OF BREA, CALIFORNIA

TRACT NO. 10129
PLAN AND PROFILE
BIRCH STREET
STA. 90+00 TO STA. 102+00

DRAWN BY: C.E.M.	APPROVED: Milo K Keith CITY ENGINEER R.C.E. 9851	SHEET 3 OF 22
CHECKED BY: A.L.		
DATE: 11-4-77	7-18-78	

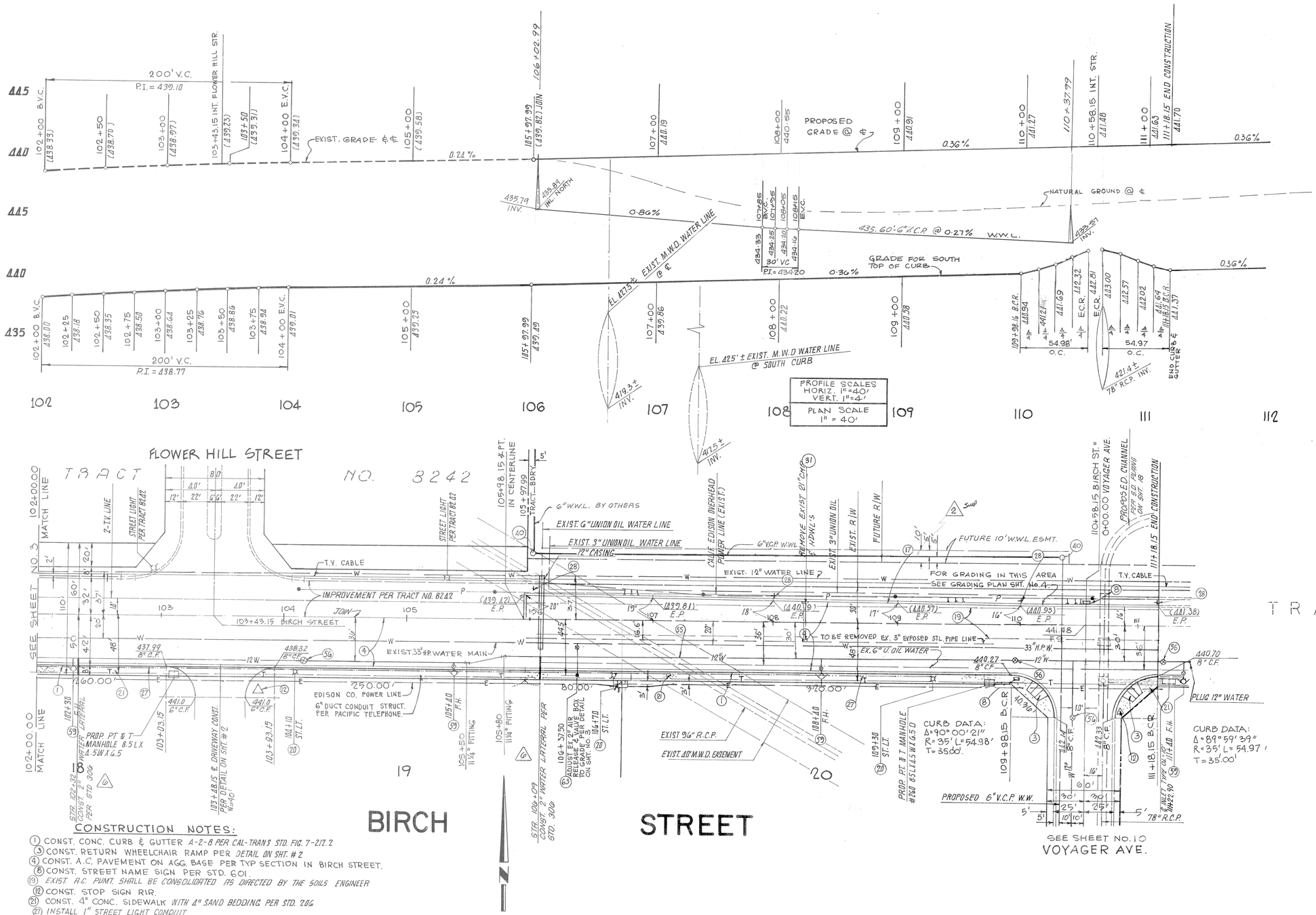

CONSTRUCTION NOTES:

1. CONST. CONC. CURB & GUTTER A-2-8 PER CAL-TRANS STD. FIG. 7-212.2
3. CONST. RETURN WHEELCHAIR RAMP PER DETAIL ON SHT. # 2
4. CONST. A.C. PAVEMENT ON AGG. BASE PER TYP SECTION IN BIRCH STREET.
6. CONST. STREET NAME SIGN PER STD. 601.
19. EXIST. A.C. PVMT. SHALL BE CONSOLIDATED AS DIRECTED BY THE SOILS ENGINEER
12. CONST. STOP SIGN R1R.
21. CONST. 4" CONC. SIDEWALK WITH 4" SAND BEDDING PER STD. 206
27. INSTALL 1" STREET LIGHT CONDUIT.
55. INSTALL 12" D.I.P. WATER MAIN
26. CONST. CONC. DRIVEWAY APPROACH, 6" THICK
20. CONST. STREET LIGHT
17. CONST. 8" A.C. CURB PER DETAIL ON SHT. # 1
27. CONST. 2" A.C. PAVEMENT ON 2" AGG. BASE (SHOULDER)
28. INSTALL GUIDE MARKER PER STD. A-74, TYPE 3
20. INSTALL STREET LIGHT
59. INSTALL FIRE HYDRANT PER STD. 303
56. INSTALL 12" GATE VALVE PER STD. 302 & 309
31. REMOVE EXIST. CMP & HDWLS
40. CONST. STD. SEWER M.H. PER BREA STD. 402.

"AS BUILT"

SHT. 10 REV. 12.5.78 CONST. 2" WATER LATERAL PER STD. 306

ENGINEERING DEPARTMENT
CITY OF BREA, CALIFORNIA

TRACT NO. 10129
PLAN AND PROFILE
BIRCH STREET
STA. 102+00 TO STA. 111+18.15

DRAWN BY: C.E.M.	APPROVED:	SHEET 4 OF 22
CHECKED BY: A.L.	CITY ENGINEER R.C.E. 9851	
DATE: 11-4-77	7-26-78	

1416-04

CONSTRUCTION PLANS
FOR
BIRCH STREET
PHASE 1A STREET IMPROVEMENTS
FROM N. KRAEMER BOULEVARD TO VALENCIA AVENUE
CIP NO. 7329

BREA CALIFORNIA

IN THE
CITY OF BREA, CALIFORNIA

PRIVATE ENGINEER'S NOTICE TO CONTRACTORS

THE EXISTENCE AND LOCATION OF ANY UNDERGROUND UTILITY PIPES OR STRUCTURES SHOWN ON THIS PLAN ARE OBTAINED BY A SEARCH OF AVAILABLE RECORDS. TO THE BEST OF OUR KNOWLEDGE THERE ARE NO EXISTING UTILITIES EXCEPT AS SHOWN ON THESE PLANS. THE CONTRACTOR IS REQUIRED TO TAKE DUE PRECAUTIONARY MEASURES TO PROTECT THE UTILITIES SHOWN AND ANY OTHER LINES OR STRUCTURES NOT SHOWN ON THESE PLANS.

THE CONTRACTOR AND ALL SUBCONTRACTORS PERFORMING WORK SHOWN ON OR RELATED TO THESE PLANS SHALL CONDUCT THEIR OPERATIONS SO THAT ALL EMPLOYEES ARE PROVIDED A SAFE PLACE TO WORK AND THE PUBLIC IS PROTECTED. THE CONTRACTOR AND ALL SUBCONTRACTORS SHALL COMPLY WITH THE "OCCUPATIONAL SAFETY AND HEALTH REGULATIONS" OF THE U.S. DEPARTMENT OF LABOR, AND THE STATE OF CALIFORNIA DEPARTMENT OF INDUSTRIAL RELATIONS "CONSTRUCTION SAFETY ORDERS".

THE CIVIL ENGINEER SHALL NOT BE RESPONSIBLE IN ANY WAY FOR THE CONTRACTOR'S AND ALL SUBCONTRACTOR'S COMPLIANCE WITH THE "OCCUPATIONAL SAFETY AND HEALTH REGULATIONS" OF THE U.S. DEPARTMENT OF LABOR, AND THE STATE OF CALIFORNIA DEPARTMENT OF INDUSTRIAL RELATIONS "CONSTRUCTION SAFETY ORDERS".

CONTRACTOR FURTHER AGREES THAT HE/SHE SHALL ASSUME SOLE AND COMPLETE RESPONSIBILITY FOR JOB SITE CONDITIONS DURING THE COURSE OF CONSTRUCTION OF THE PROJECT, INCLUDING SAFETY OF ALL PERSONS AND PROPERTY; THAT THIS REQUIREMENT SHALL APPLY CONTINUOUSLY AND NOT BE LIMITED TO NORMAL WORKING HOURS; AND THAT THE CONTRACTOR SHALL DEFEND, INDEMNIFY AND HOLD THE OWNER AND THE CIVIL ENGINEER HARMLESS FROM ANY AND ALL LIABILITY, REAL OR ALLEGED, IN CONNECTION WITH THE PERFORMANCE OF WORK ON THIS PROJECT, EXCEPT FOR LIABILITY ARISING FROM THE SOLE NEGLIGENCE OF THE OWNER OR THE CIVIL ENGINEER.

PROJECT CONTACTS

SERVICES / COMPANY	CONTRACT PERSON	EMERGENCY TELEPHONE NO.
TIME WARNER COMMUNICATION	DAVE GATE	(714) 903-8380 OR 903-8260
AT&T-TCA	MARIA GUZMAN	(714) 666-5467
SOUTHERN CALIFORNIA GAS CO.	STEVE ALCALA	(714) 634-3185
SOUTHERN CALIFORNIA EDISON	VICTOR PEDROZA	(714) 870-3228
VERIZON TELEPHONE	TOM MONAHAN	(562) 903-7939
CALIF. DOMESTIC MUN. WATER CO.	CHE VENEGA	(562) 947-3811
GOLDEN STATE WATER CO.	STAN YARBROUGH	(714) 535-8010 EXT. 320
OC METROPOLITAN WATER DIST.	KIERAN CALLANAN	(213) 217-7474
CHEVRON OIL	MIKE ROBERTS	(714) 228-1530
SHELL PIPELINE., LP	DAVID FELGER	(310) 816-2063
EXXON-MOBIL PIPELINE CO.	TERI SHINDE	(310) 212-1794
CONOCO PHILLIPS	LEO MARTINEZ	(805) 226-2656
CENTURYLINK - LEVEL 3	CALEB KING	(918) 547-0007
CRIMSON PIPELINE, LP	APRIL C. HARVEY	(562) 285-4112
PLAINS ALL AMERICAN PIPELINE	MICHAEL EIDMAN	(562) 728-2394
CITY ENGINEER	MICHAEL HO	(714) 990-7666
BREA WATER DEPARTMENT		(714) 990-7697
BREA MAINTENANCE DEPT.		(714) 990-7691
BREA POLICE DEPT.		(714) 990-7626
BREA FIRE DEPT. - ADMINISTRATION		(714) 990-7644
BREA-OLINDA UNIFIED SCHOOL DIST.		(714) 990-7800
BREA DISPOSAL		(714) 238-3300
BREA POST OFFICE		(714) 529-2163

SURVEY NOTES

BASIS OF BEARING

THE BASIS OF BEARING FOR THIS SURVEY IS THE CALIFORNIA COORDINATE SYSTEM, ZONE 6, NAD 83 EPOCH 2017.50 AS DERIVED FROM GEODETIC VALUES PUBLISHED BY THE CALIFORNIA SPATIAL REFERENCE CENTER.

BENCHMARK

FOUND 4" ALUMINUM BENCHMARK DISK STAMPED "2L-28-14" ON THE NORTH EAST CORNER OF THE INTERSECTION OF BIRCH ST / ROSE AND VALENCIA ON A 22' CATCH BASIN, 32.4' FROM THE E.C.R. 4' FROM C.F.

ELEV = 462.011 NAVD 88

BASED ON A SURVEY BY METZ SURVEYING DATED MAY 7, 2024.

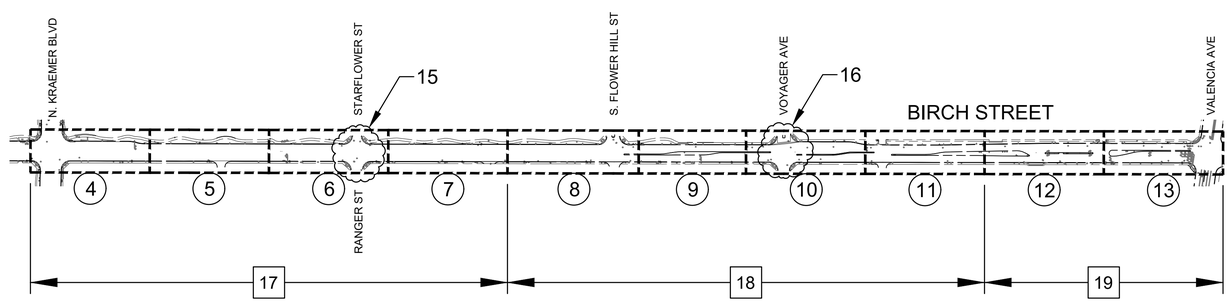

INDEX LEGEND

(#) STREET PLANS

[#] STREET PLANS

INTERSECTION GRIDS

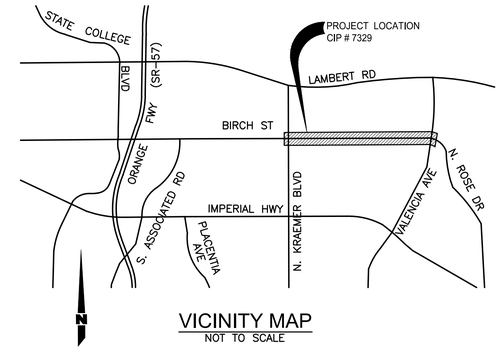

VICINITY MAP
NOT TO SCALE

ENGINEER'S NOTES TO CONTRACTOR

1. ALL WORK SHALL CONFORM TO THE STANDARD PLANS AND SPECIFICATIONS OF THE CITY OF BREA, STANDARD PLANS AND SPECIFICATIONS FOR PUBLIC WORKS CONSTRUCTION, (GREENBOOK) 2015 EDITION AND CALTRANS STANDARDS AS APPLICABLE. ALL WORK SHALL BE SUBJECT TO THE CITY ENGINEER'S ACCEPTANCE AS A CONDITION OF COMPLETION OF WORK BY THE CONTRACTOR.
2. THE CONTRACTOR SHALL MAKE A PHYSICAL INSPECTION OF THE PROJECT SITE AND REPORT ALL VARIATIONS, INCONSISTENCIES, OR CHANGED CONDITIONS TO THE ENGINEER PRIOR TO ANY CONSTRUCTION. THE CONTRACTOR SHALL BE RESPONSIBLE FOR ANY ASSUMPTIONS, REMEDIAL ACTIONS, OR ADAPTATIONS MADE IN THE FIELD WITHOUT THE WRITTEN APPROVAL OF THE ENGINEER.
3. THE CONTRACTOR SHALL REPAIR OR REPLACE ALL DAMAGES OR ALTERATIONS TO EXISTING PUBLIC IMPROVEMENTS TO THE SATISFACTION OF THE CITY ENGINEER AT NO COST TO THE CITY.
4. ALL DIMENSIONS SHALL BE VERIFIED BY PLANS OR FIELD INSPECTION. AT NO TIME SHALL ANY DIMENSIONS BE SCALED FROM PLANS. CONTRACTOR SHALL NOTIFY THE ENGINEER OF ALL VARIATIONS IN DIMENSIONS PRIOR TO COMMENCEMENT OF CONSTRUCTION.
5. ALL JOINTS AND JOIN LOCATIONS AND UNDERGROUND UTILITY LOCATIONS SHALL BE FIELD VERIFIED.
6. AT ALL TIMES, GUTTER AND SWALE GRADES SHALL BE MAINTAINED, UNLESS OTHERWISE NOTED.
7. CONTRACTOR SHALL NOTIFY ALL AFFECTED UTILITY COMPANIES AND EFFECTED AGENCIES AT LEAST 72 HOURS PRIOR TO COMMENCEMENT OF CONSTRUCTION.
8. ALL ASPHALT PAVEMENT IMPROVEMENTS INDICATED TO BE REMOVED SHALL BE SAWCUT WITH STRAIGHT LINES AT THE LINE OF REMOVAL.
9. ALL WORK IN THE PUBLIC RIGHT-OF-WAY, ONCE BEGUN, MUST BE DILIGENTLY PURSUED UNTIL COMPLETION AS SOON AS POSSIBLE.

UNAUTHORIZED CHANGES AND USES:

THE CIVIL ENGINEER PREPARING THESE PLANS WILL NOT BE RESPONSIBLE FOR, OR LIABLE FOR, UNAUTHORIZED CHANGES TO OR USES OF THESE PLANS. ALL CHANGES TO THE PLANS MUST BE IN WRITING AND MUST BE APPROVED BY THE PREPARER OF THESE PLANS AND THE CITY OF BREA.

SHEET INDEX

SHEET	DESCRIPTION
1	TITLE SHEET
2	GENERAL NOTES AND CONSTRUCTION NOTES
3	TYPICAL SECTIONS
4-13	STREET IMPROVEMENT PLANS
14	CONSTRUCTION DETAILS
15-16	INTERSECTION GRIDS
17-19	STRIPING PLANS

TRAFFIC CONTROL

T1-10 TRAFFIC CONTROL @ SR-142 (CALTRANS)

REGISTERED PROFESSIONAL ENGINEER — RICK KREUZER — No. 42407 — Exp. 3-31-26 — CIVIL — STATE OF CALIFORNIA

BIRCH STREET PHASE 1A STREET IMPROVEMENT PLANS

CIP 7329

811 Know what's below. Call before you dig.

REVISIONS

REV.	DATE	BY	DESCRIPTION	APP'V'D	REV.	DATE	BY	DESCRIPTION	APP'V'D

PREPARED UNDER THE SUPERVISION OF:
RK Kreuzer 10/28/24
RICK KREUZER, PE — DATE
R.C.E. NO. 42407

KREUZER CONSULTING GROUP
18872 MacArthur Blvd, Suite 210
Irvine, CA 92612
714-656-0160

CITY REVIEW BLOCK

	REVIEWED BY	DATE
ENGINEERING		
TRAFFIC ENGINEERING		
MAINTENANCE - STREET		
MAINTENANCE - WATER		
MAINTENANCE - PARKS		

APPROVED BY:
CITY ENGINEER
R.C.E. NO.: EXP. DATE:

CITY OF BREA
PUBLIC WORKS DEPARTMENT

BIRCH STREET PHASE 1A STREET IMPROVEMENTS
CIP NO. 7329
TITLE SHEET

SHEET 1 OF 19

BID DOCUMENT 1-23-2025

12/27/2024 2:24:42 PM – L:\112-BREA\035-BIRCH STREET REHAB PHASE 1\DESIGN\SHEETS\PHASE 1A\01 PHASE 1A TITLE SHEET.DWG – ROBBIE KREUZER

GENERAL NOTES

1. ALL WORK SHALL CONFORM TO THE STANDARD PLANS AND SPECIFICATIONS OF THE CITY OF BREA, STANDARD PLANS AND SPECIFICATIONS FOR PUBLIC WORKS CONSTRUCTION, (GREENBOOK) LATEST EDITION AND CALTRANS STANDARDS AS APPLICABLE. ALL WORK SHALL BE SUBJECT TO THE CITY ENGINEER'S ACCEPTANCE AS A CONDITION OF COMPLETION OF WORK BY THE CONTRACTOR.
2. WORK NOT DONE IN THE PRESENCE OF THE CITY INSPECTOR IS SUBJECT TO REJECTION.
3. WORK IN PUBLIC STREETS, ONCE BEGUN, SHALL BE COMPLETED WITHOUT DELAY SO AS TO PROVIDE MINIMUM INCONVENIENCE TO ADJACENT PROPERTY OWNERS AND TO TRAVELLING PUBLIC.
4. THE CONTRACTOR SHALL TAKE ALL NECESSARY AND PROPER PRECAUTIONS TO PROTECT ADJACENT PROPERTIES FROM ANY AND ALL DAMAGE THAT MAY OCCUR FROM STORM WATER RUNOFF AND/OR DEPOSITION OF DEBRIS RESULTING FROM ANY AND ALL WORK IN CONNECTION WITH PROJECT CONSTRUCTION.
5. ANY WALLS, FENCE, STRUCTURE AND/OR APPURTENANCE ADJACENT TO THIS PROJECT SHALL BE PROTECTED IN PLACE. IF THE CONTRACTORS ACTIVITIES DAMAGE OR ADVERSELY AFFECT SAID ITEMS IN ANY WAY, THE CONTRACTOR IS RESPONSIBLE FOR WORKING OUT AN ACCEPTABLE SOLUTION TO THE SATISFACTION OF THE AFFECTED PROPERTY.
6. ALL DAMAGED AND/OR REMOVED DRIVEWAY APPROACH, P.C.C SIDEWALK OR CURB AND GUTTER SHALL BE RECONSTRUCTED ACCORDING TO THE CITY OF BREA STANDARD DRAWINGS (UNLESS NOTED OTHERWISE).
7. THE CONTRACTOR SHALL BE RESPONSIBLE FOR THE CLEARING OF THE PROPOSED WORK AREA.
8. THE CONTRACTOR IS RESPONSIBLE FOR OVERALL JOBSITE MAINTENANCE; INCLUDING BUT NOT LIMITED TO STREET/SITE SWEEPING, TRASH AND/OR CONSTRUCTION-RELATED DEBRIS/WASTE, STORMWATER POLLUTION PREVENTION BMP'S, ETC.
9. NO TRENCHES MAY BE LEFT OPEN OVERNIGHT UNLESS APPROVED IN WRITING BY THE CITY ENGINEER. SHOULD THE CONTRACTOR REQUEST TO LEAVE THE TRENCHES OPEN A PLAN FOR PROTECTING THE TRENCH AND THE PUBLIC SHALL BE SUBMITTED TO THE CITY ENGINEER IN WRITING FOR APPROVAL BEFORE BEING IMPLEMENTED.
10. THE CONTRACTOR SHALL NOTIFY UNDERGROUND SERVICE ALERT (U.S.A) AS REQUIRED PROR TO THE START OF THE WORK. UPON EXPOSING ANY UTILITY'S UNDERGROUND FACILITY, THE CONTRACTOR SHALL NOTIFY THAT UTILITY IMMEDIATELY. IF ANY UTILITIES OR FACILITIES CONFLICT WITH PROPOSED IMPROVEMENTS, THE CITY ENGINEER SHALL BE NOTIFIED IMMEDIATELY.
11. ALL TRAFFIC CONTROL DEVICES AND SIGNS SHALL BE IN PLACE PRIOR TO BEGINNING OF EXCAVATION, TRAFFIC CONTROL SHALL BE APPROVED BY THE CITY ENGINEER. STREET STRIPING SHALL BE COMPLETED PRIOR TO STREET OPENING.
12. CONSTRUCTION SITE SHALL BE MAINTAINED IN SUCH A CONDITION THAT AN ANTICIPATED STORM DOES NOT CARRY WASTES OR POLLUTANTS OFF THE SITE. DISCHARGES OF MATERIAL OTHER THAN STORM WATER ARE ALLOWED ONLY WHEN NECESSARY FOR PERFORMANCE AND COMPLETION OF CONSTRUCTION PRACTICES AND WHERE THEY DO NOT: CAUSE OR CONTRIBUTE TO A VIOLATION OF ANY WATER QUALITY STANDARD; CAUSE OR THREATEN TO CAUSE POLLUTION, CONTAMINATION, OR NUISANCE; OR CONTAIN A HAZARDOUS SUBSTANCE IN A QUANTITY REPORTABLE UNDER FEDERAL REGULATIONS 40 CFR PARTS 117 AND 302. POTENTIAL POLLUTIONS INCLUDE BUT ARE NOT; SOLID OR LIQUID CHEMICAL SPILLS; WASTES FROM PAINTS, STAINS, SEALANTS, GLUES, LIMES, PESTICIDES, HERBICIDES, WOOD PRESERVATIVES AND SOLVENTS; ASBESTOS FIBERS, PAINT FLAKES OR STUCCO FRAGMENTS; FUELS, OILS, LUBRICANTS AND HYDRAULIC, RADIATOR OR BATTERY FLUIDS; FERTILIZERS, VEHICLE/ EQUIPMENT WASH WATER AND CONCRETE WASH WATER; CONCRETE, DETERGENT OR FLOATABLE WASTES; WASTES FROM ANY ENGINE/ EQUIPMENT STEAM CLEANING OR CHEMICAL DEGREASING; AND SUPERCHLORINATED POTABLE WATER LINE FLUSHING. DURING CONSTRUCTION, DISPOSABLE, OF SUCH MATERIALS SHOULD OCCUR IN A SPECIFIED AND CONTROLLED TEMPORARY AREA ON-SITE, PHYSICALLY SEPARATED FROM POTENTIAL STORM WATER RUN-OFF, WITH ULTIMATE DISPOSAL IN ACCORDANCE WITH LOCAL, STATE AND FEDERAL REQUIREMENTS.
13. DEWATERING OF CONTAMINATED GROUNDWATER, OR DISCHARGING CONTAMINATED SOILS VIA SURFACE EROSION IS PROHIBITED. DEWATERING OF NON-CONTAMINATED GROUNDWATER REQUIRES A NATIONAL POLLUTANT DISCHARGE ELIMINATION SYSTEM PERMIT FROM THE RESPECTIVE STATE REGIONAL WATER QUALITY CONTROL BOARD.
14. THE CONTRACTOR SHALL NOT CONDUCT ANY OPERATIONS OR PERFORM ANY WORK PERTAINING TO THE PROJECT BETWEEN 5:00 PM AND 7:00 AM ON ANY WEEK DAY AND NOT ON SATURDAY, OR SUNDAY, OR HOLIDAYS AT ANY TIME EXCEPT AS APPROVED IN WRITING BY THE CITY ENGINEER.
15. CONTRACTOR SHALL VERIFY THE HORIZONTAL AND VERTICAL LOCATION OF ALL UTILITY/ SUBSTRUCTURE CROSSINGS AND WITHIN THE ALIGNMENT OF THE PROPOSED IMPROVEMENTS BEFORE CONSTRUCTING ANY WATER ON SEWER LINES. THE CONTRACTOR SHALL PROTECT IN PLACE ALL EXISTING UTILITIES/ SUBSTRUCTURES ON THESE PLANS AND THOSE FOUND DURING CONSTRUCTION.
16. THE CONTRACTOR IS ADVISED THAT ALL EXCAVATED MATERIALS SHALL BECOME HIS PROPERTY FOR BACKFILL SUBJECT TO APPROVAL OF SOILS ENGINEER AND ANY UNUSED MATERIAL SHALL BE REMOVED FROM THE JOB UNLESS INSTRUCTED BY THE CITY ENGINEER TO DO OTHERWISE.
17. THE CONTRACTOR SHALL BE RESPONSIBLE DURING ALL PHASES OF THE WORK TO PROVIDE FOR PUBLIC SAFETY AND CONVENIENCE. THE CONTRACTOR SHALL ESTABLISH ADEQUATE ACCESS TO ALL ENTRIES/ DRIVEWAYS/ GARAGES AND PARKING LOTS DURING THE WORKING DAY TO THE SATISFACTION OF THE ENGINEER. THE CONTRACTOR SHALL GIVE COURTEOUS NOTICE (KNOCK ON DOOR) TO AN ADJACENT PROPERTY IMMEDIATELY PRIOR TO BLOCKING ENTRY/ DRIVEWAY/ GARAGE ACCESS. PEDESTRIAN ACCESS IS TO BE PROVIDED AND MAINTAINED BY THE CONTRACTOR.
18. THE CONTRACTOR SHALL ADJUST MANHOLES AND VALVE COVERS TO FINISHED GRADE. THE CONTRACTOR SHALL ADJUST, TIGHTEN AND/OR REPAIR MANHOLES, LIDS AND COVERS BY THE END OF EACH WORKING DAY TO ENSURE MINIMAL IMPACT (NOISE AND OTHERWISE) TO ADJACENT PROPERTY OWNERS.
19. THE CONTRACTOR SHALL PROVIDE A TRAFFIC CONTROL PLAN FOR THE COMPLETION OF THE PROPOSED IMPROVEMENTS PER THE MANUAL ON UNIFORM TRAFFIC CONTROL DEVICES (MUTCD) CALIFORNIA (LATEST EDITION) TO THE SATISFACTION OF THE CITY ENGINEER. WORK WITHIN IMPERIAL HIGHWAY RIGHT-OF-WAY SHALL BE DONE IN ACCORDANCE WITH THE APPROVED TRAFFIC CONTROL PLANS WHICH ARE PART OF THE PROJECT SPECIFICATIONS. THIS TRAFFIC CONTROL WORK WILL BE DONE IN CONFORMANCE WITH THE CALTRANS ENCROACHMENT PERMIT FOR THE PROJECT. IT IS THE CONTRACTORS RESPONSIBILITY TO POST "NO PARKING - TOW AWAY" SIGNS WITH SPECIFIC DATES/TIMES AT LEAST 72 HOURS PRIOR TO COMMENCEMENT OF ACTUAL WORK. NO LANE CLOSURE WILL BE ALLOWED ON IMPERIAL HIGHWAY BETWEEN THE HOURS OF 9:00 AM AND 3:00 PM MONDAY THROUGH FRIDAY.
20. USE OF TRENCH PLATING MAY BE APPROVED BY THE CITY ENGINEER UPON SUBMITTAL OF A PLATING PLAN AND APPROVAL OF PLAN BY THE CITY ENGINEER. ALL PLATES SHALL BE FIRMLY SUPPORTED ON ADJACENT PAVEMENT OR BEAMS. ALL PLATES IN A.C. PAVEMENT SHALL BE STUDDED INTO PAVEMENT WITH TOP OF PLATES FLUSH WITH PAVEMENT SURFACE. THERE SHALL BE NO OPENINGS BETWEEN PLATES. PLATES SUPPORTED ON BEAMS SHALL BE BOLTED TO OR WELDED TO BEAMS BY TACK WELDING. TACK WELDING SHALL BE REQUIRED OF CONTIGUOUS PLATES. PLATES SHALL BE SECURED SO AS TO NOT MOVE, SLIP OR SLIDE AND CAPABLE OF CARRYING H-20 LOADING. ALL PLATE SURFACES SHALL BE ROUGHENED OR RAISED TO MINIMIZE TIRE SLIPPAGE. FOR CONCRETE SECTION OF STREETS THE PLATES MAY BE PLACED ON SURFACE AND HELD IN PLACE WITH ASPHALT CONCRETE EDGE BERMS AND STUDS INTO DRILLED HOLES.
21. THE CONTRACTOR SHALL PROVIDE A 72-HOUR WRITTEN NOTIFICATION TO AFFECTED PROPERTIES (IN A DOOR-HANGER FORMAT), POLICE DEPARTMENT, AND FIRE DEPARTMENT IN THE EVENT OF A STREET CLOSURE TO TRAFFIC AND/OR PUBLIC SAFETY VEHICLES OR IMPLEMENTATION OF PARKING RESTRICTIONS. THE CONTRACTOR SHALL COORDINATE THE PROJECT WORK AND ASSOCIATED PICK-UP ROUTES WITH THE CITY REFUSE COLLECTION COMPANY (BREA DISPOSAL) PRIOR TO THE COMMENCEMENT OF WORK.
22. THE CONTRACTOR SHALL FURNISH AND OPERATE A SELF-LOADING STREET SWEEPER WITH SPRAY NOZZLES AT LEAST TWICE EACH WORKING DAY TO KEEP PAVED AREAS ACCEPTABLY CLEAN WHEREVER CONSTRUCTION, INCLUDING RESTORATION, IS INCOMPLETE.
23. ALL PORTLAND CEMENT CONCRETE (P.C.C.) AND ASPHALT CONCRETE (A.C.) SHALL BE REMOVED TO A SAWCUT, COLD JOINT, SCORE MARK OR EDGE OF PAVEMENT. NO "FLOATER" SLABS WILL BE PERMITTED. SAWCUT SLURRY SHALL BE REMOVED WITH A VACUUM MACHINE AND DISPOSED OR PROPERLY. NO SLURRY SHALL BE ALLOWED TO ENTER THE STORM DRAIN SYSTEM.
24. A PERMIT IS REQUIRED FOR ALL WORK ON CITY STREETS. THE CITY WILL ISSUE, "NO FEE" PERMIT TO THE CONTRACTOR. SHOULD THE CONTRACTOR OPERATION INVOLVE ANOTHER AGENCY'S JURISDICTION OR INFRASTRUCTURE A PERMIT AND INSPECTION SHOULD BE OBTAINED FROM THAT AGENCY. THERE MAY BE A FEE REQUIRED FROM THAT AGENCY.
25. IN SOME CASES MATCH LINES MAY OVERLAP FROM PLAN SHEET TO PLAN SHEET. CONTRACTOR SHOULD REVIEW PLANS THOROUGHLY.
26. ALL WORK WITHIN THE STATE RIGHT-OF-WAY (R/W) SHALL CONFORM TO REQUIREMENTS OF CALIFORNIA DEPARTMENT OF TRANSPORTATION, STANDARD PLANS AND STANDARD SPECIFICATIONS, LATEST EDITION AND THE PROJECT ENCROACHMENT PERMIT FOR THE PROJECT.
27. THE AC PAVEMENT WITHIN STATE R/W SHALL BE SAWCUT TO FULL DEPTH TO PROVIDE A NEAT AND STRAIGHT PAVEMENT BREAK. PCC SIDEWALK SHALL BE SAWCUT TO A MINIMUM DEPTH OF 4" TO PROVIDE A NEAT AND STRAIGHT PAVEMENT BREAK. JOINT BETWEEN EXISTING PAVEMENT AND NEW PAVEMENT SHALL BE SEALED.
28. ROADWAY EXCAVATION AND RELATIVE COMPACTION OF SUBGRADE WITHIN STATE R/W SHALL CONFORM TO SECTIONS 19-2 AND 19-5.03 OF CALTRANS STANDARD SPECIFICATION (LATEST EDITION). THE SUBGRADE, BASE AND SUBBASE MATERIAL SHALL BE COMPACTED TO 95% RELATIVE COMPACTION.
29. ALL PORTIONS OF STREET AFFECTED BY CONSTRUCTION, AS DETERMINED BY CITY ENGINEER. OUTSIDE OF TRENCH INCLUDING T-CUT SHALL BE RESTORED PER CITY OF BREA STD DWG 102-0. SHOULD ANY LINEAR OR AREA TRENCH JOINT BE LOCATED WITHIN 36" OF AN EXISTING PAVEMENT PATCH AND/OR CURB AND GUTTER ALIGNMENT, THE ADJACENT PAVEMENT SECTION/ PATCH MUST BE REMOVED AND REPAVED ALONG WITH THE TRENCH PAVEMENT RESTORATION. ALL STRIPING & PAVEMENT MARKING SHALL BE REPLACED IN EXISTING & IN NEW PAVEMENT. GRINDING TO BE PERFORMED PER CITY ENGINEER INSTRUCTION. ALL TRAFFIC SIGNAL LOOPS DAMAGED BY PROJECT WORK SHALL BE REPLACED IN THEIR ENTIRETY BACK TO CONTROL PANEL. CONTRACTOR SHALL TUNNEL UNDER AND PROTECT IN PLACED STAMPED CONCRETE OR PAVERS, CROSSWALKS, CURB & GUTTERS. SHOULD CROSSWALKS BE DAMAGED ENTIRE CROSSWALK FROM CURB TO CURB SHALL BE REPLACED IN KIND WITHOUT ANY ADDITIONAL COMPENSATION TO THE CONTRACTOR.
30. CONTRACTOR AND ALL SUBCONTRACTORS PERFORMING WORK SHOWN ON OR RELATED TO THESE PLANS SHALL CONDUCT THEIR OPERATIONS SO THAT ALL EMPLOYEES ARE PROVIDED A SAFE PLACE TO WORK AND THE PUBLIC IS PROTECTED. CONTRACTOR AND ALL SUBCONTRACTORS SHALL COMPLY WITH THE "OCCUPATIONAL SAFETY AND HEALTH REGULATIONS" OF THE U.S. DEPARTMENT OF LABOR, AND WITH THE STATE OF CALIFORNIA DEPARTMENT OF INDUSTRIAL RELATIONS "CONSTRUCTION SAFETY ORDERS". PRIOR TO COMMENCING THE EXCAVATION OF A TRENCH 5 FEET IN DEPTH OR GREATER AND INTO WHICH A PERSON WILL BE REQUIRED TO DESCEND. THE CONTRACTOR SHALL FIRST OBTAIN A PERMIT TO DO SO FROM THE DIVISION OF INDUSTRIAL SAFETY OF THE STATE OF CALIFORNIA (CAL OSHA) PURSUANT TO 7-10 4.1. CONTRACTOR SHALL SUBMIT A COPY OF THE SHORING PLAN AND PERMIT TO THE ENGINEER PRIOR TO EXCAVATION.
31. THE CITY SHALL NOT BE RESPONSIBLE IN ANY WAY FOR THE CONTRACTORS AND SUBCONTRACTORS' COMPLIANCE WITH THE "OCCUPATIONAL SAFETY AND HEALTH REGULATIONS" OF THE U.S. DEPARTMENT OF LABOR OR WITH THE STARE OF CALIFORNIA DEPARTMENT OF INDUSTRIAL RELATIONS "CONSTRUCTION SAFETY ORDER".
32. THE LAND SURVEYORS ACT, SECTION 8771 OF THE BUSINESS & PROFESSIONAL CODE, AND SECTION 732.05, 1492-5, 1810-5 OF THE STREETS AND HIGHWAY CODE REQUIRE THAT EXISTING SURVEY MONUMENTS SHALL BE PROTECTED AND PERPETUATED. IF DAMAGED THEY ARE TO BE REPLACED AND A RECORD OF SURVEY IS TO BE PREPARED BY THE PROJECT SURVEYOR AND FILED WITH THE CITY ENGINEER AND THE COUNTY SURVEYOR.
33. BIDDERS MUST HOLD A VALID CALIFORNIA CLASS A CONTRACTOR'S LICENSE.
34. THERE SHALL BE A MINIMUM OF 1 CERTIFIED EMPLOYEE ON SITE AT ALL TIMES ON CONSTRUCTION WITH RED CROSS FIRST AID TRAINING INCLUDING CPR TRAINING FOR THIS PROJECT. ALL EMPLOYEES ON THE PROJECT ARE TO HAVE CERTIFIED TRAINING FOR CONFINED SPACE WORK IN VICINITY OF SEWER. COPIES OF THE EMPLOYEE CERTIFICATES SHALL BE PROVIDED TO THE CITY ENGINEER. ALL EQUIPMENT NEEDED TO ENTER CONFINED SPACE/SEWER MANHOLES SHALL BE STORED ON THE PROJECT SITE AND USED FOR ANY AND ALL SUCH INSTANCES.
35. BASED ON INFORMATION OBTAINED FROM UTILITY/ SUBSTRUCTURE OWNERS POSSIBLE CONFLICT LOCATIONS HAVE BEEN SHOWN ON THE PLANS. HOWEVER, THERE MAY BE OTHER CONFLICT LOCATIONS. THE INFORMATION PROVIDED BY UTILITY/SUBSTRUCTURE OWNERS IN VARIOUS INSTANCES DOES NOT INDICATE DEPTHS TO THEIR FACILITIES. WHERE DEPTH INFORMATION WAS NOT AVAILABLE THE UTILITIES/ SUBSTRUCTURES HAVE BEEN PLOTTED AT DEPTHS AT WHICH SUCH UTILITIES/ SUBSTRUCTURES ARE COMMONLY FOUND. IN THE EVENT OF SUBSTRUCTURE DAMAGE, THE CONTRACTOR SHALL BEAR THE TOTAL COST OF REPAIR OR REPLACEMENT AT NO ADDITIONAL COST TO THE CITY.
36. TREES, FOLIAGE, SIGNS, PARKING METERS AND OTHER IMPROVEMENTS SHALL BE PROTECTED IN PLACE AND ANY DAMAGE TO EXISTING IMPROVEMENTS. PUBLIC OR PRIVATE. SHALL BE REPLACED IN KIND.
37. THE CONTRACTOR SHALL POTHOLE IN ADVANCE OF OPENING A TRENCH TO VERIFY LOCATIONS OF UTILITY/ SUBSTRUCTURES AT NO EXTRA COST TO THE CITY. ALL POTENTIAL CONFLICTS SHALL BE BROUGHT TO THE ATTENTION OF THE ENGINEER.
38. PLANS FOR THE UNDERGROUND FACILITIES FOR LOOPS, CONDUITS, ETC. HAVE BEEN PLOTTED. THE CONTRACTOR IS ADVISED TO LOCATE THE TRAFFIC SIGNAL UNDERGROUND FACILITIES BEFORE EXCAVATION OF THE TRENCH AND PROTECT IN PLACE.
39. UTILITIES INFORMATION RECEIVED FROM THE UTILITY COMPANIES HAS BEEN PLOTTED. IN SOME CASES SERVICE CONNECTIONS ARE SHOWN. HOWEVER PLANS FROM UTILITIES MAY NOT HAVE INCLUDED ALL SERVICE CONNECTIONS AND OTHER FEATURES SUCH AS FIRE HYDRANT LATERALS AND VAULTS AND BOXES. CONTRACTOR SHOULD BE PREPARED TO LOCATE SUCH AND TO PROTECT IN PLACE.
40. ABANDONMENT AND/OR REMOVAL OF CONDUITS AND STRUCTURES SHALL BE PER SECTION 306-5 OF THE STANDARD SPECIFICATIONS FOR PUBLIC WORKS CONSTRUCTION.

CONSTRUCTION NOTES

1. PROTECT IN PLACE.
2. EDGE MILL EXISTING AC PAVEMENT (VARIABLE DEPTH FROM 1.5" TO 3.0" AT GUTTER LIP).
3. MILL EXISTING AC PAVEMENT (1.5" DEPTH).
4. FURNISH AND PLACE 1.5" ARHM OVERLAY (TYPE ARHM-GG-C).
5. FURNISH AND PLACE VARIABLE DEPTH AC LEVEL COURSE (TYPE D1 PG 64-10) TO 1.5" BELOW PROPOSED FINISH SURFACE.
6. REMOVE EXISTING ROADWAY STRUCTURAL SECTION AND REPLACE WITH 6" AC DEEPLIFT (TYPE B PG 64-10). LEAVE 1.5" BELOW PROPOSED FINISH SURFACE.
7. REMOVE EXISTING ROADWAY STRUCTURAL SECTION AND REPLACE WITH 8.5" AC DEEPLIFT (TYPE B PG 64-10). LEAVE 1.5" BELOW PROPOSED FINISH SURFACE.
8. REMOVE AND RECONSTRUCT MEDIAN CURB (8" CF) PER CITY OF BREA STD. PLAN 106-0.
9. REMOVE AND RECONSTRUCT PCC SIDEWALK PER CITY OF BREA STD. PLAN 103-0.
10. REMOVE EXISTING ACCESS RAMP AND ADJACENT SIDEWALK AND CONSTRUCT NEW ACCESS RAMP AND SIDEWALK PER CALTRANS STD PLAN A-88A AND DETAIL AS NOTED ON PLAN.
11. REMOVE EXISTING MEDIAN HARDSCAPE AND LANDSCAPE, AS REQUIRED, AND RECONSTRUCT IN KIND. ADJUST AND/OR RECONSTRUCT IRRIGATION, AS REQUIRED.
12. REMOVE AND RECONSTRUCT MEDIAN CURB (VAR HT CF) PER CITY OF BREA STD. PLAN 106-0.
13. RECONSTRUCT TRAFFIC LOOP DETECTOR IN KIND.
14. DOUBLE ADJUST MANHOLE TO GRADE.
15. DOUBLE ADJUST WATER VALVE TO GRADE. PROVIDE AND INSTALL NEW RISER AND LID.
16. CONSTRUCT TYPE E LOOP DETECTOR PER CALTRANS STD PLAN E5-5A AND E5-5B.
17. RESET SPIKE AND TAG OR IRON PIPE SURVEY MONUMENT.
18. ADJUST PULLBOX TO GRADE.
19. ADJUST SURVEY WELL MONUMENT TO GRADE.
20. MILL EXISTING AC PAVEMENT (VARIABLE DEPTH) TO A DEPTH OF 1.5" BELOW PROPOSED FINISH SURFACE.
21. REMOVE AND DISPOSE EXISTING TRUNCATED DOMES. MILL CONCRETE SURFACE AND INSTALL NEW TRUNCATED DOME FLUSH WITH ADJACENT FINISH SURFACE.

NPDES NOTES:

1. ERODED SEDIMENTS AND OTHER POLLUTANTS MUST BE RETAINED ON SITE AND MAY NOT BE TRANSPORTED FROM THE SITE VIA SHEET FLOW, SWALES, AREA DRAINS OR NATURAL DRAINAGE COURSES.
2. STOCKPILES OF EARTH AND OTHER CONSTRUCTION RELATED MATERIALS MUST BE PROTECTED FROM BEING TRANSPORTED FROM THE SITE BY THE FORCES OF WIND OR WATER.
3. FUELS, OILS, SOLVENTS, AND OTHER TOXIC MATERIALS MUST BE STORED IN ACCORDANCE WITH THEIR LISTING AND ARE NOT TO CONTAMINATE THE SOIL AND SURFACE WATERS. ALL APPROVED STORAGE CONTAINERS ARE TO BE PROTECTED FROM THE WEATHER. SPILLS MUST BE CLEANED UP IMMEDIATELY AND DISPOSED OF IN A PROPER MANNER. SPILLS MAY NOT BE WASHED INTO THE DRAINAGE SYSTEM.
4. EXCESS OR WASTE CONCRETE MAY NOT BE WASHED INTO THE PUBLIC RIGHT-OF-WAY OR ANY OTHER DRAINAGE SYSTEM. PROVISIONS SHALL BE MADE TO RETAIN CONCRETE WASTES ON SITE UNTIL THEY CAN BE DISPOSED OF AS SOLID WASTE.
5. TRASH AND CONSTRUCTION RELATED SOLID WASTES MUST BE DEPOSITED INTO A COVERED RECEPTACLE TO PREVENT CONTAMINATION BY RAINWATER AND DISPERSAL BY WIND.
6. SEDIMENTS AND OTHER MATERIALS MAY NOT BE TRACKED FROM THE SITE BY VEHICLE TRAFFIC. ACCIDENTAL DEPOSITIONS MIST BE SWEPT UP IMMEDIATELY AND MAY NOT BE WASHED DOWN BY THE RAIN.
7. THE CONSTRUCTION WORK WITHIN CALTRANS RIGHT-OF-WAY MUST COMPLY WITH CONSTRUCTION SITE BEST MANAGEMENT PRACTICE (BMP'S) AS PER CALTRANS PROJECT PLANNING AND DESIGN GUIDE (PPDG), LATEST EDITION INCLUDING ADDENDUMS.
8. WORKS RELATED TO DRAINAGE SYSTEM, WATER POLLUTION CONTROL AND EROSION CONTROL WITHIN THE STATE RIGHT-OF-WAY SHALL BE IN ACCORDANCE WITH THE LATEST CALTRANS STANDARD SPECIFICATIONSES AND SPECIAL PROVISIONS. THE TEMPORARY DRAINAGE INLET PROTECTION SHALL COMPLY WITH THE CALTRANS STANDARD SPECIAL PROVISIONS, SSP 130620.
9. THE FOLLOWING BMP'S AS OUTLINED IN, BUT NOT LIMITED TO, THE CALIFORNIA STORM WATER BEST MANAGEMENT PRACTICE HANDBOOK, CALIFORNIA STORM WATER QUALITY TASK FORCE, SACRAMENTO, CALIFORNIA 2003, OR THE LATEST REVISED EDITION, MAY APPLY DURING CONSTRUCTION (ADDITIONAL MEASURES MAY BE REQUIRED IF DEEMED APPROPRIATE BY INSPECTOR).

NS-2 DEWATERING OPERATIONS
NS-3 PAVING & GRINDING OPERATIONS
WM-1 MATERIAL DELIVERY AND STORAGE
WM-2 MATERIAL USE
WM-4 SPILL PREVENTION AND CONTROL
WM-5 SOLID WASTE MANAGEMENT
WM-8 CONCRETE WASTE MANAGEMENT
SC-21 VEHICLE AND EQUIPMENT CLEANING
SC-20 VEHICLE AND EQUIPMENT FUELING
SC-22 VEHICLE AND EQUIPMENT REPAIRS
EC-2 PRESERVATION OF EXISTING VEGETATION
WE-1 WIND EROSION CONTROL
SE-8 SAND BAG BARRIER
SE-10 STORM DRAIN INLET PROTECTION
WM-9 SANITARY / SEPTIC WASTE MANAGEMENT

STANDARD PLANS:

CITY OF BREA:

101-0 GENERAL NOTES
102-0 TRENCHING DETAILS
103-0 SIDEWALK
106-0 CONCRETE CURB AND GUTTER
114-0 CROSS AND LONGITUDINAL GUTTER

CALTRANS:

A-88A CURB ACCESS RAMP

SIGNING AND STRIPING NOTES

30. PROTECT IN PLACE.
31. PAINT WHITE PAVEMENT LEGEND INDICATED PER CALTRANS STD. PLAN NOS. A24A THRU A24E.
32. PAINT 8" SOLID WHITE CHANNELIZATION LINE PER CALTRANS STD. PLAN NO. A20D, DETAIL 38A.
33. PAINT 6" BROKEN WHITE LANE LINE (W/RPM'S) PER CALTRANS STD. PLAN NO. A20A, DETAIL 9.
34. PAINT 12" SOLID WHITE LIMIT LINE/STOP LINE/CROSSWALK.
35. PAINT 6" SOLID DOUBLE YELLOW NO PASSING ZONE (W/RPM'S) PER CALTRANS STD. PLAN NO. A20A, DETAIL 22.
36. PAINT 6" DOUBLE YELLOW TWO-WAY LEFT TURN LANE (W/RPM'S) PER CALTRANS STD. PLAN NO. A20B, DETAIL 32.
37. PAINT 6" DOUBLE YELLOW MEDIAN ISLAND (W/RPM'S) PER CALTRANS STD. PLAN NO. A20B, DETAIL 29.
38. PAINT 8" WHITE SOLID CHANNELIZATION LINE (W/RPM'S) PER CALTRANS STD. PLAN NO. A20D, DETAIL 38.
39. PAINT 6" WHITE SOLID BIKE LANE LINE PER CALTRANS STD. PLAN NO. A20D, DETAIL 39.
40. PAINT 6" WHITE SKIP BIKE LANE PER CALTRANS STD. PLAN NO A20D, DETAIL 39A.
41. PAINT 12" SOLID YELLOW LIMIT LINE/STOP LINE/CROSSWALK.
42. PAINT 12" WHITE CHEVRONS AT 25' OC.
43. PAINT 6" DOUBLE YELLOW MEDIAN ISLAND PER CALTRANS STD. PLAN NO. A20B, DETAIL 28.
44. PAINT 6" SOLID DOUBLE WHITE LINE (W/RPM'S).
45. PAINT 6" WHITE CATTRACK IN INTERSECTION PER CALTRANS STD. PLAN A20D, DETAIL 40.
46. PAINT WHITE LADDER CROSSWALK.
47. PAINT CURB NOSE YELLOW AND INSTALL TYPE H RPM'S.
48. REMOVE AND DISPOSE EXISTING SIGN.
49. INSTALL SIGN. TYPE AS NOTED.

STREET PLAN LEGEND & ABBREVIATIONS

- R&R ROADWAY
- VARIABLE MILL
- 1.5" MILL
- SIDEWALK R&R
- MEDIAN R&R
- EXISTING CURB & GUTTER
- EXISTING RIGHT-OF-WAY
- GB — GRADE BREAK
- EXISTING STATE JURISDICTIONAL R/W
- PROPOSED WATER LINE
- PROPOSED WATER SERVICE
- EXISTING WATER SERVICE
- EXISTING WATER LINE/SERVICE TO BE ABANDONED
- PROPOSED STEEL CASING
- FIRE HYDRANT
- GATE VALVE
- WM — WATER METER
- (10.00) — EXISTING ELEVATION
- (AT) — AT&T
- (BR) — CITY OF BREA
- (CP) — CRIMSON PIPELINE
- (E) — ELECTRICAL LINE
- (FH) — FIRE HYDRANT
- (G) — GAS LINE
- (GV) — GATE VALVE
- (MWD) — METROPOLITAN WATER DISTRICT
- (O) — OIL LINE
- (SCE) — SO CAL EDISON
- (SCG) — SO CAL GAS
- (SD) — STORM DRAIN
- (SS) — SANITARY SEWER
- (W) — WATER LINE

811 Know what's below. Call before you dig.

REVISIONS

REV.	DATE	BY	DESCRIPTION	APP'V'D	REV.	DATE	BY	DESCRIPTION	APP'V'D

PLAN PREPARED BY:

KREUZER CONSULTING GROUP
18872 MacArthur Blvd, Suite 210
Irvine, CA. 92612
714-656-0160

RICK KREUZER, P.E. — DATE 10/28/24
R.C.E. NO. 42407

PREPARED UNDER THE SUPERVISION OF:

REGISTERED PROFESSIONAL ENGINEER — RICK KREUZER — No. 42407 — Exp. 3-31-26 — CIVIL — STATE OF CALIFORNIA

CITY OF BREA
PUBLIC WORKS DEPARTMENT

BIRCH STREET PHASE 1A STREET IMPROVEMENTS

GENERAL NOTES

SHEET 2 OF 19

12/27/2024 2:24:45 PM – L:\112-BREA\035-BIRCH STREET REHAB PHASE 1\DESIGN\SHEETS\PHASE 1A\02_PHASE 1A_GENERAL NOTES.DWG – ROBBIE KREUZER

BID DOCUMENT 1-23-2025

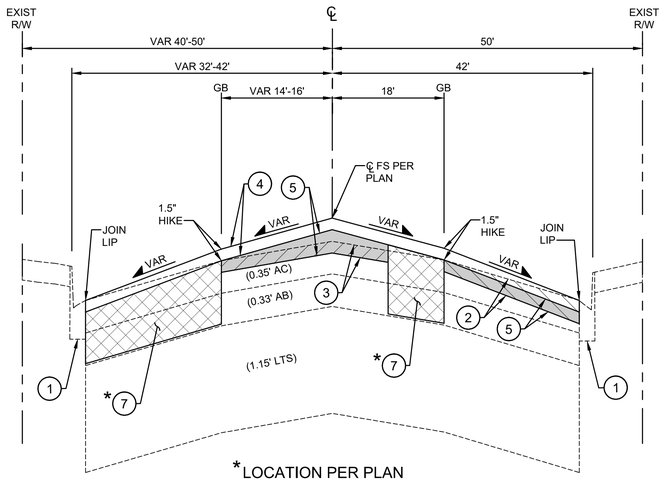

*LOCATION PER PLAN

TYPICAL SECTION

KRAEMER BLVD (STA 80+75) TO STARFLOWER ST (STA 92+68)

NTS

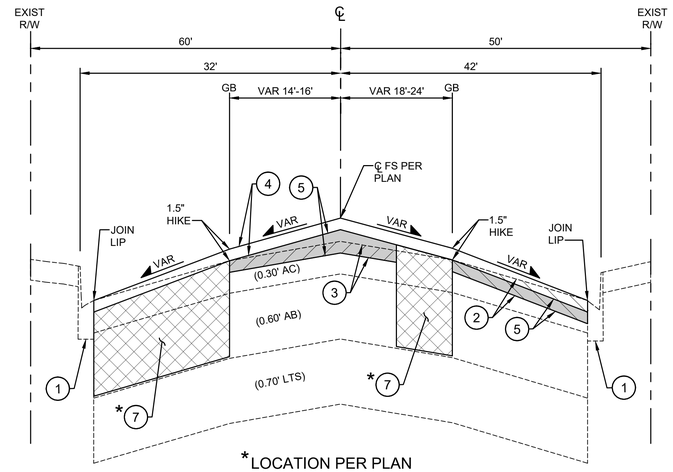

*LOCATION PER PLAN

TYPICAL SECTION

STARFLOWER ST (92+68) TO FLOWER HILL ST (103+43)

NTS

CONSTRUCTION NOTES

1. PROTECT IN PLACE.
2. EDGE MILL EXISTING AC PAVEMENT (VARIABLE DEPTH FROM 1.5" TO 3.0" AT GUTTER LIP).
3. MILL EXISTING AC PAVEMENT (1.5" DEPTH).
4. FURNISH AND PLACE 1.5" ARHM OVERLAY (TYPE ARHM-GG-C).
5. FURNISH AND PLACE VARIABLE DEPTH AC LEVEL COURSE (TYPE D1 PG 64-10) TO 1.5" BELOW PROPOSED FINISH SURFACE.
6. REMOVE EXISTING ROADWAY STRUCTURAL SECTION AND REPLACE WITH 6" AC DEEPLIFT (TYPE B PG 64-10). LEAVE 1.5" BELOW PROPOSED FINISH SURFACE.
7. REMOVE EXISTING ROADWAY STRUCTURAL SECTION AND REPLACE WITH 8.5" AC DEEPLIFT (TYPE B PG 64-10). LEAVE 1.5" BELOW PROPOSED FINISH SURFACE.
8. REMOVE AND RECONSTRUCT MEDIAN CURB (8" CF) PER CITY OF BREA STD. PLAN 106-0.
9. REMOVE AND RECONSTRUCT PCC SIDEWALK PER CITY OF BREA STD. PLAN 103-0.
11. REMOVE EXISTING MEDIAN HARDSCAPE AND LANDSCAPE, AS REQUIRED, AND RECONSTRUCT IN KIND. ADJUST AND/OR RECONSTRUCT IRRIGATION, AS REQUIRED.
12. REMOVE AND RECONSTRUCT MEDIAN CURB (VAR HT CF) PER CITY OF BREA STD. PLAN 106-0.

LEGEND

- GB — GRADE BREAK
- 1.5" MILL
- VAR MILL
- ROADWAY R&R
- SIDEWALK R&R
- MEDIAN R&R
- DETAIL NO. / SHEET NO.
- EX MEDIAN CURB
- PROP MEDIAN CURB
- GRADE BREAK
- CROSS GUTTER SPANDREL R&R

LEGEND

- 1.5" MILL
- VAR MILL (1.5" TO 3")
- SIDEWALK R&R
- ROADWAY R&R
- AC LEVEL COURSE
- MEDIAN R&R
- GB — GRADE BREAK

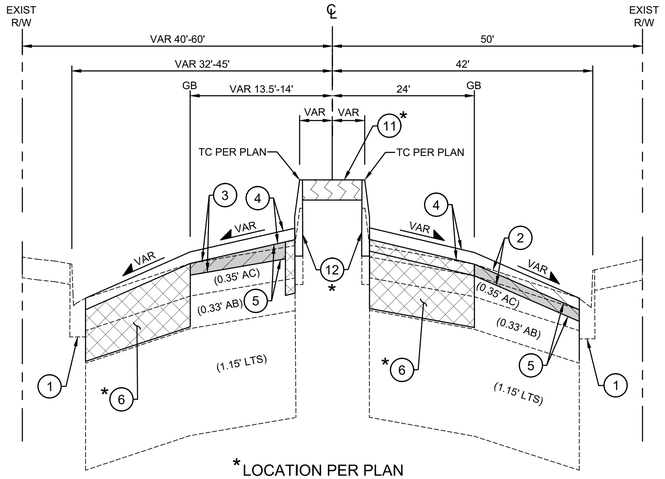

*LOCATION PER PLAN

TYPICAL SECTION

FLOWER HILL ST (STA 103+43) TO STA 106+30
VOYAGER AVE (STA 110+58) TO STA 113+00

NTS

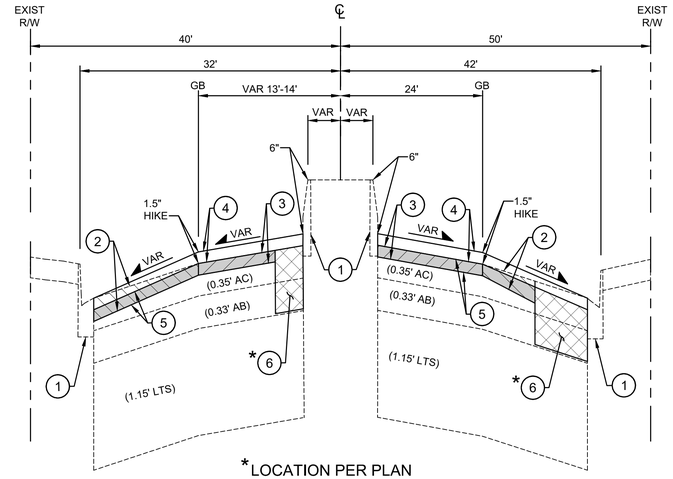

*LOCATION PER PLAN

TYPICAL SECTION

STA 106+30 TO VOYAGER AVE (STA 110+58)

NTS

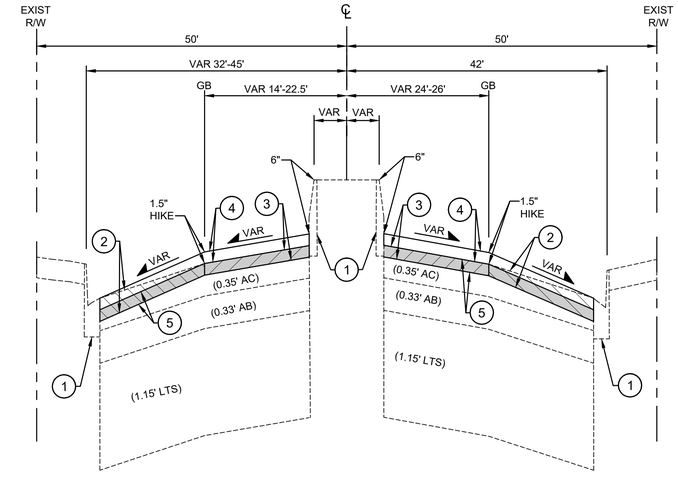

TYPICAL SECTION

STA 113+00 TO VALENCIA AVE (STA 127+81)

NTS

811 Know what's below. Call before you dig.

REVISIONS

REV.	DATE	BY	DESCRIPTION	APP'V'D	REV.	DATE	BY	DESCRIPTION	APP'V'D

PLAN PREPARED BY:

KREUZER CONSULTING GROUP
18872 MacArthur Blvd, Suite 210
Irvine, CA. 92612
714-656-0160

10/28/24
RICK KREUZER, P.E. — DATE
R.C.E. NO. 42407

PREPARED UNDER THE SUPERVISION OF:

REGISTERED PROFESSIONAL ENGINEER — RICK KREUZER — NO. 42407 — EXP. 3-31-26 — CIVIL — STATE OF CALIFORNIA

CITY OF BREA
PUBLIC WORKS DEPARTMENT

BIRCH STREET PHASE 1A
STREET IMPROVEMENTS

BIRCH STREET

TYPICAL SECTIONS

SHEET 3 OF 19

12/27/2024 2:24:52 PM – L:\12-BREA\035-BIRCH STREET REHAB PHASE 1\DESIGN\SHEETS\PHASE 1A\03_PHASE 1A_TYPICAL SECTIONS.DWG – ROBBIE KREUZER

BID DOCUMENT 1-23-2025

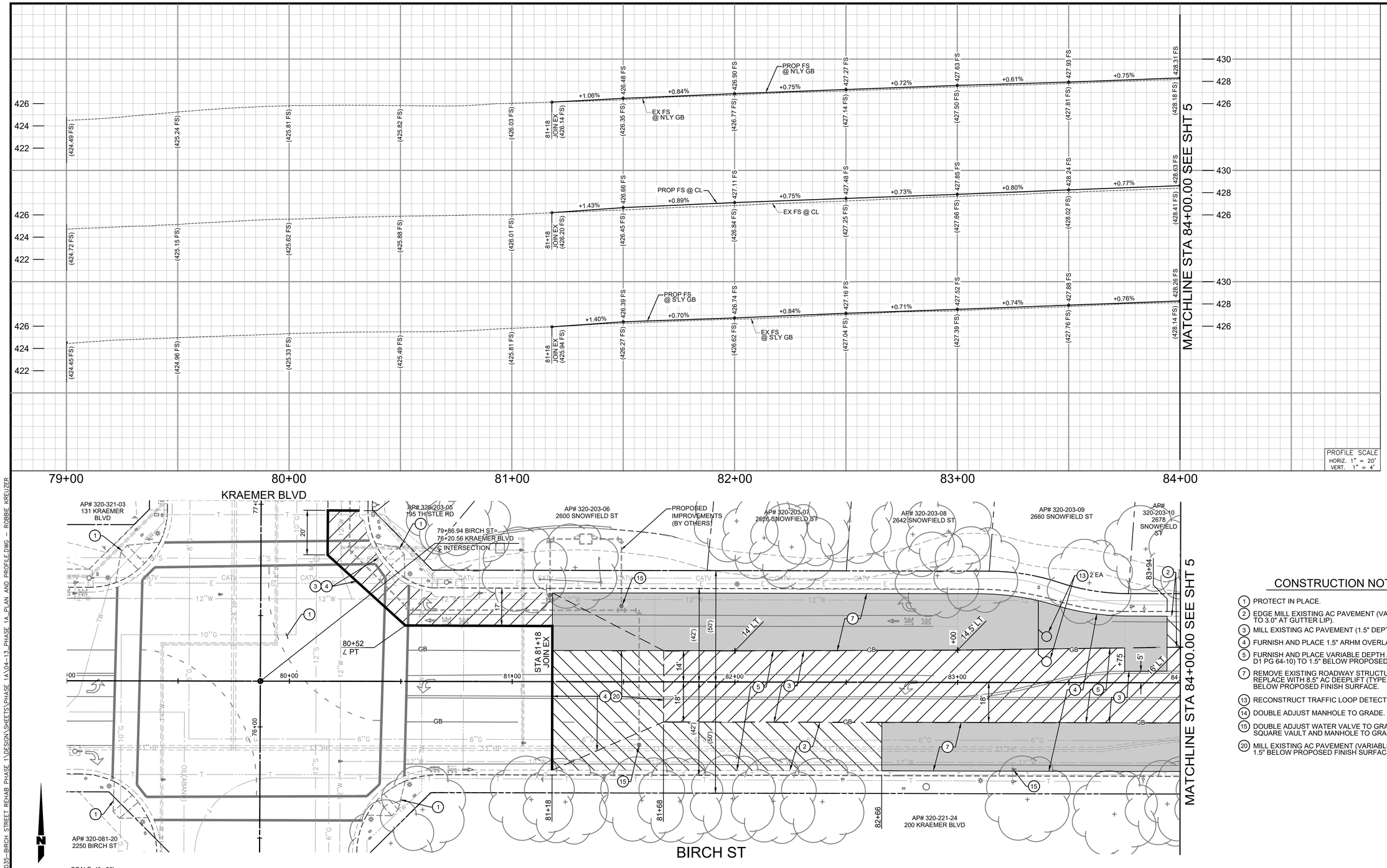

LEGEND

- GRADE BREAK
- 1.5" MILL
- VAR MILL
- ROADWAY R&R
- SIDEWALK R&R
- MEDIAN R&R
- DETAIL NO.
- SHEET NO.
- EX MEDIAN CURB
- PROP MEDIAN CURB
- GRADE BREAK
- CROSS GUTTER SPANDREL R&R

CONSTRUCTION NOTES

1. PROTECT IN PLACE.
2. EDGE MILL EXISTING AC PAVEMENT (VARIABLE DEPTH FROM 1.5" TO 3.0" AT GUTTER LIP).
3. MILL EXISTING AC PAVEMENT (1.5" DEPTH).
4. FURNISH AND PLACE 1.5" ARHM OVERLAY (TYPE ARHM-GG-C).
5. FURNISH AND PLACE VARIABLE DEPTH AC LEVEL COURSE (TYPE D1 PG 64-10) TO 1.5" BELOW PROPOSED FINISH SURFACE.
7. REMOVE EXISTING ROADWAY STRUCTURAL SECTION AND REPLACE WITH 8.5" AC DEEPLIFT (TYPE B PG 64-10). LEAVE 1.5" BELOW PROPOSED FINISH SURFACE.
13. RECONSTRUCT TRAFFIC LOOP DETECTOR IN KIND.
14. DOUBLE ADJUST MANHOLE TO GRADE.
15. DOUBLE ADJUST WATER VALVE TO GRADE. DOUBLE ADJUST SQUARE VAULT AND MANHOLE TO GRADE.
20. MILL EXISTING AC PAVEMENT (VARIABLE DEPTH) TO A DEPTH OF 1.5" BELOW PROPOSED FINISH SURFACE.

811 Know what's below. Call before you dig.

REVISIONS

REV.	DATE	BY	DESCRIPTION	APP'V'D	REV.	DATE	BY	DESCRIPTION	APP'V'D

PLAN PREPARED BY:

KREUZER CONSULTING GROUP
18872 MacArthur Blvd, Suite 210
Irvine, CA. 92612
714-656-0160

10/28/24
RICK KREUZER, P.E. — DATE
R.C.E. NO. 42407

PREPARED UNDER THE SUPERVISION OF:

REGISTERED PROFESSIONAL ENGINEER — RICK KREUZER — No. 42407 — Exp. 3-31-26 — CIVIL — STATE OF CALIFORNIA

CITY OF BREA
PUBLIC WORKS DEPARTMENT

STREET PLAN AND PROFILE
BIRCH STREET
FROM KRAEMER BLVD TO STA 84+00

SHEET 4 OF 19

12/27/2024 2:25:52 PM – L:\12-BREA\035-BIRCH STREET REHAB PHASE 1\DESIGN\SHEETS\PHASE 1A\04-13_PHASE 1A_PLAN AND PROFILE.DWG – ROBBIE KREUZER

BID DOCUMENT 1-23-2025

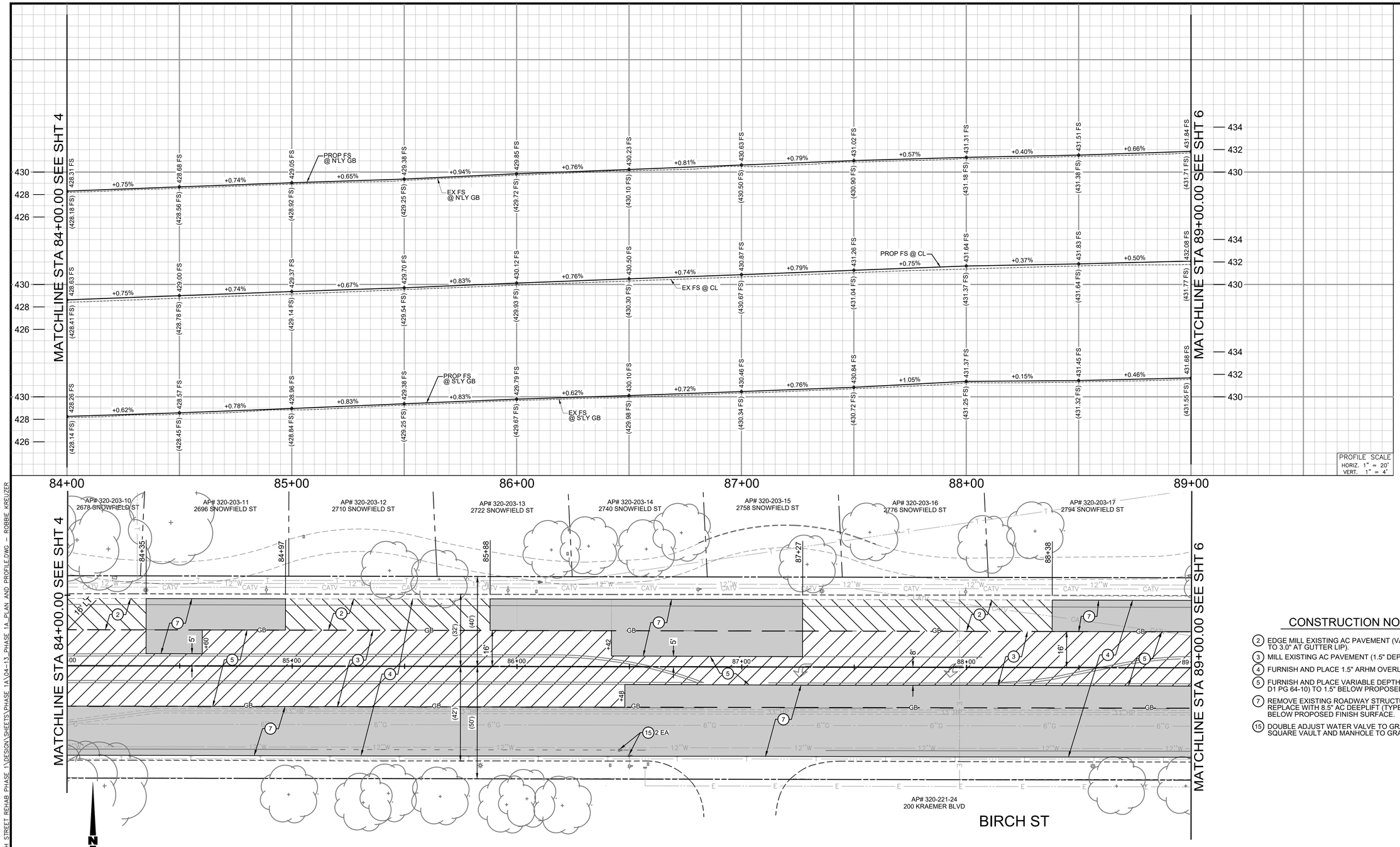

LEGEND

- GB — GRADE BREAK
- 1.5" MILL
- VAR MILL
- ROADWAY R&R
- SIDEWALK R&R
- MEDIAN R&R
- DETAIL NO. / SHEET NO.
- EX MEDIAN CURB
- PROP MEDIAN CURB
- GRADE BREAK
- CROSS GUTTER SPANDREL R&R

CONSTRUCTION NOTES

2. EDGE MILL EXISTING AC PAVEMENT (VARIABLE DEPTH FROM 1.5" TO 3.0" AT GUTTER LIP).
3. MILL EXISTING AC PAVEMENT (1.5" DEPTH).
4. FURNISH AND PLACE 1.5" ARHM OVERLAY (TYPE ARHM-GG-C).
5. FURNISH AND PLACE VARIABLE DEPTH AC LEVEL COURSE (TYPE D1 PG 64-10) TO 1.5" BELOW PROPOSED FINISH SURFACE.
7. REMOVE EXISTING ROADWAY STRUCTURAL SECTION AND REPLACE WITH 8.5" AC DEEPLIFT (TYPE B PG 64-10). LEAVE 1.5" BELOW PROPOSED FINISH SURFACE.
15. DOUBLE ADJUST WATER VALVE TO GRADE. DOUBLE ADJUST SQUARE VAULT AND MANHOLE TO GRADE.

811 Know what's below. Call before you dig.

REVISIONS

REV.	DATE	BY	DESCRIPTION	APP'V'D	REV.	DATE	BY	DESCRIPTION	APP'V'D

PLAN PREPARED BY:

KREUZER CONSULTING GROUP
18872 MacArthur Blvd, Suite 210
Irvine, CA. 92612
714-656-0160

10/28/24
RICK KREUZER, P.E. — DATE
R.C.E. NO. 42407

PREPARED UNDER THE SUPERVISION OF:

REGISTERED PROFESSIONAL ENGINEER — RICK KREUZER — NO. 42407 — EXP. 3-31-26 — CIVIL — STATE OF CALIFORNIA

CITY OF BREA
PUBLIC WORKS DEPARTMENT

STREET PLAN AND PROFILE
BIRCH STREET
FROM STA 84+00 TO STA 89+00

SHEET 5 OF 19

12/27/2024 2:26:30 PM – L:\12-BREA\035-BIRCH STREET REHAB PHASE 1\DESIGN\SHEETS\PHASE 1A\04-13_PHASE 1A_PLAN AND PROFILE.DWG – ROBBIE KREUZER

BID DOCUMENT 1-23-2025

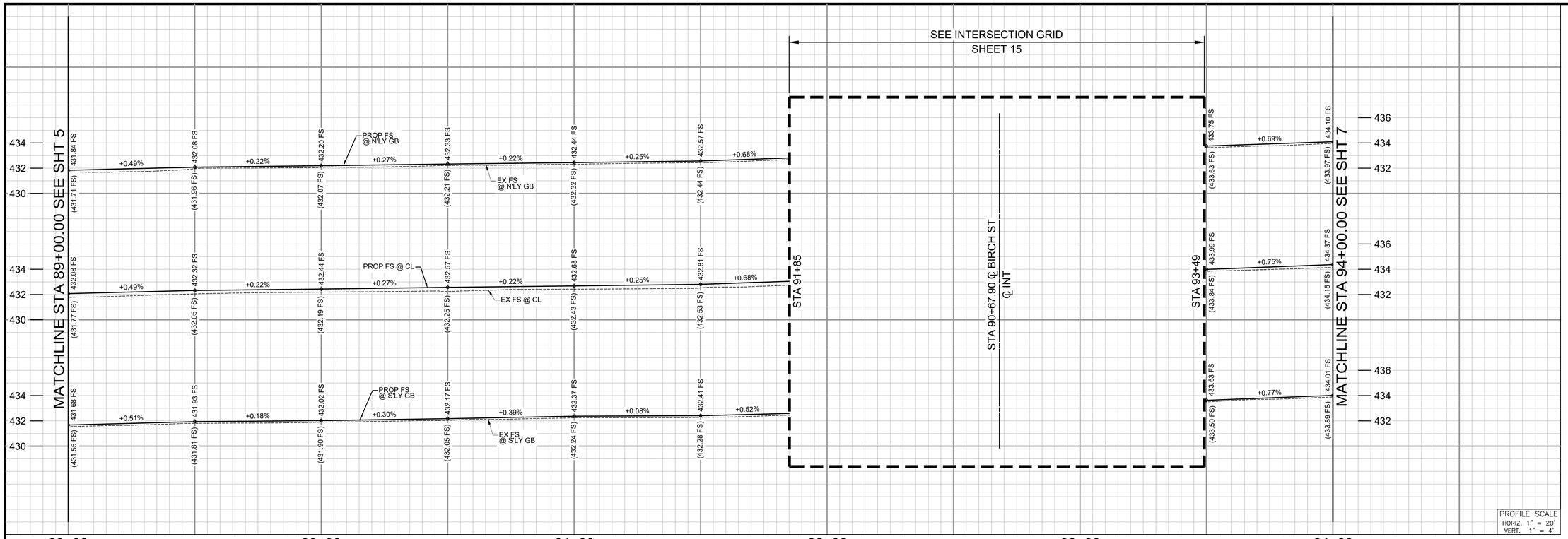

LEGEND

- GRADE BREAK
- 1.5" MILL
- VAR MILL
- ROADWAY R&R
- SIDEWALK R&R
- MEDIAN R&R
- DETAIL NO.
- SHEET NO.
- EX MEDIAN CURB
- PROP MEDIAN CURB
- GRADE BREAK
- CROSS GUTTER SPANDREL R&R

CONSTRUCTION NOTES

1. PROTECT IN PLACE.
2. EDGE MILL EXISTING AC PAVEMENT (VARIABLE DEPTH FROM 1.5" TO 3.0" AT GUTTER LIP).
3. MILL EXISTING AC PAVEMENT (1.5" DEPTH).
4. FURNISH AND PLACE 1.5" ARHM OVERLAY (TYPE ARHM-GG-C).
5. FURNISH AND PLACE VARIABLE DEPTH AC LEVEL COURSE (TYPE D1 PG 64-10) TO 1.5" BELOW PROPOSED FINISH SURFACE.
7. REMOVE EXISTING ROADWAY STRUCTURAL SECTION AND REPLACE WITH 8.5" AC DEEPLIFT (TYPE B PG 64-10). LEAVE 1.5" BELOW PROPOSED FINISH SURFACE.
10. REMOVE EXISTING ACCESS RAMP AND ADJACENT SIDEWALK AND CONSTRUCT NEW ACCESS RAMP AND SIDEWALK PER CALTRANS STD PLAN A-88A AND DETAIL AS NOTED ON PLAN.
13. RECONSTRUCT TRAFFIC LOOP DETECTOR IN KIND.
14. DOUBLE ADJUST MANHOLE TO GRADE.
15. DOUBLE ADJUST WATER VALVE TO GRADE. DOUBLE ADJUST SQUARE VAULT AND MANHOLE TO GRADE.
17. RESET SPIKE AND TAG OR IRON PIPE SURVEY MONUMENT.
19. ADJUST SURVEY WELL MONUMENT TO GRADE.
20. MILL EXISTING AC PAVEMENT (VARIABLE DEPTH) TO A DEPTH OF 1.5" BELOW PROPOSED FINISH SURFACE.

811 Know what's below. Call before you dig.

REVISIONS

REV.	DATE	BY	DESCRIPTION	APP'V'D	REV.	DATE	BY	DESCRIPTION	APP'V'D

PLAN PREPARED BY:

KREUZER CONSULTING GROUP
18872 MacArthur Blvd, Suite 210
Irvine, CA. 92612
714-656-0160

10/28/24
RICK KREUZER, P.E. — DATE
R.C.E. NO. 42407

PREPARED UNDER THE SUPERVISION OF:

REGISTERED PROFESSIONAL ENGINEER — RICK KREUZER — No. 42407 — EXP. 3-31-26 — CIVIL — STATE OF CALIFORNIA

CITY OF BREA
PUBLIC WORKS DEPARTMENT

STREET PLAN AND PROFILE
BIRCH STREET
FROM STA 89+00 TO STA 94+00

SHEET 6 OF 19

BID DOCUMENT 1-23-2025

12/27/2024 2:26:58 PM – L:\12-BREA\035-BIRCH STREET REHAB PHASE 1\DESIGN\SHEETS\PHASE 1A\04-13_PHASE 1A_PLAN AND PROFILE.DWG – ROBBIE KREUZER

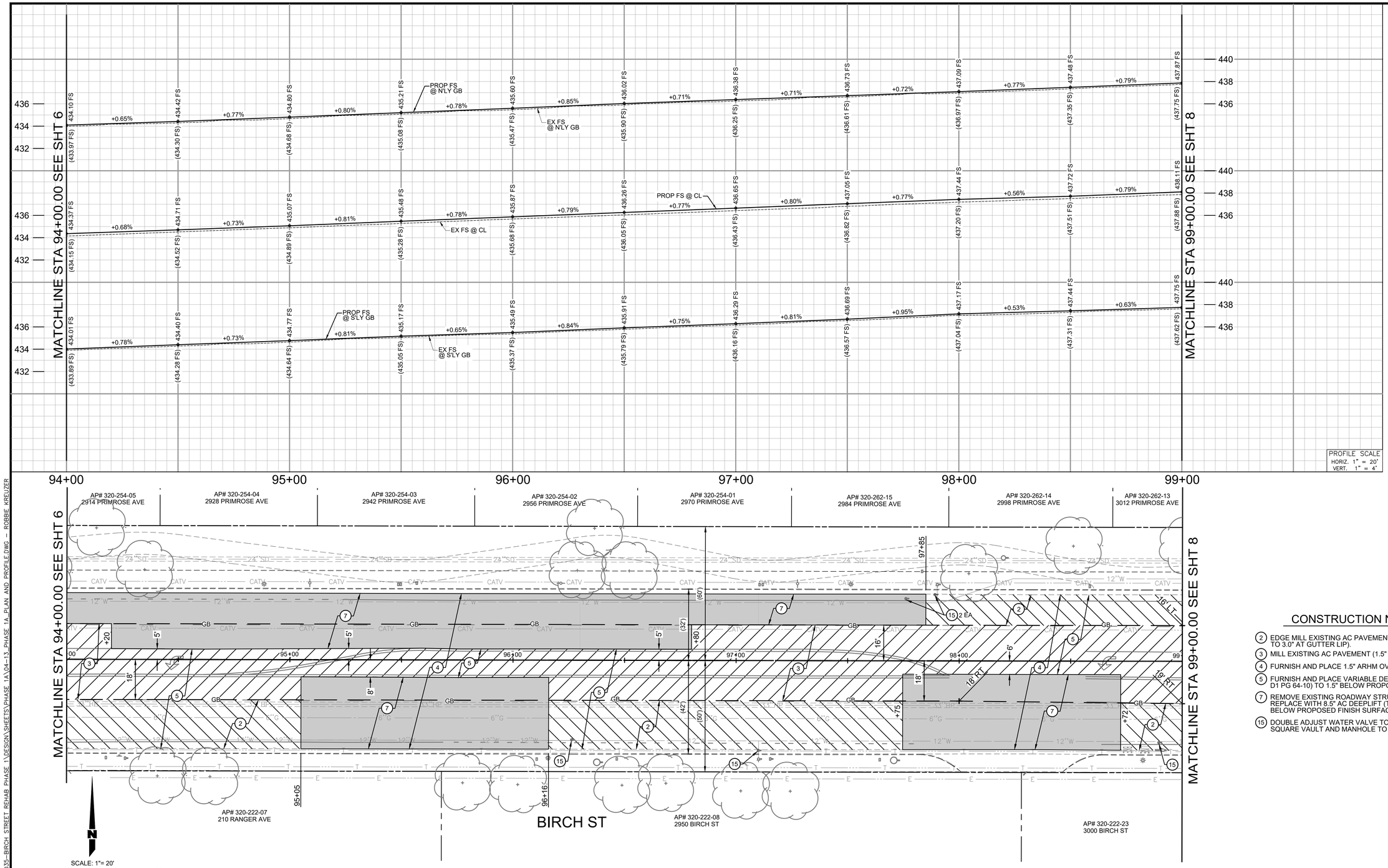

CONSTRUCTION NOTES

(2) EDGE MILL EXISTING AC PAVEMENT (VARIABLE DEPTH FROM 1.5" TO 3.0" AT GUTTER LIP).

(3) MILL EXISTING AC PAVEMENT (1.5" DEPTH).

(4) FURNISH AND PLACE 1.5" ARHM OVERLAY (TYPE ARHM-GG-C).

(5) FURNISH AND PLACE VARIABLE DEPTH AC LEVEL COURSE (TYPE D1 PG 64-10) TO 1.5" BELOW PROPOSED FINISH SURFACE.

(7) REMOVE EXISTING ROADWAY STRUCTURAL SECTION AND REPLACE WITH 8.5" AC DEEPLIFT (TYPE B PG 64-10). LEAVE 1.5" BELOW PROPOSED FINISH SURFACE.

(15) DOUBLE ADJUST WATER VALVE TO GRADE. DOUBLE ADJUST SQUARE VAULT AND MANHOLE TO GRADE.

811 Know what's below. Call before you dig.

REVISIONS

REV.	DATE	BY	DESCRIPTION	APP'V'D	REV.	DATE	BY	DESCRIPTION	APP'V'D

PLAN PREPARED BY:

KREUZER CONSULTING GROUP
18872 MacArthur Blvd, Suite 210
Irvine, CA. 92612
714-656-0160

10/28/24
RICK KREUZER, P.E. DATE
R.C.E. NO. 42407

PREPARED UNDER THE SUPERVISION OF:

REGISTERED PROFESSIONAL ENGINEER
RICK KREUZER
No. 42407
EXP. 3-31-26
CIVIL
STATE OF CALIFORNIA

CITY OF BREA
PUBLIC WORKS DEPARTMENT

STREET PLAN AND PROFILE
BIRCH STREET
FROM STA 94+00 TO STA 99+00

SHEET 7 OF 19

12/27/2024 2:27:47 PM – L:\12-BREA\035-BIRCH STREET REHAB PHASE 1\DESIGN\SHEETS\PHASE 1A\04-13_PHASE 1A_PLAN AND PROFILE.DWG – ROBBIE KREUZER

BID DOCUMENT 1-23-2025

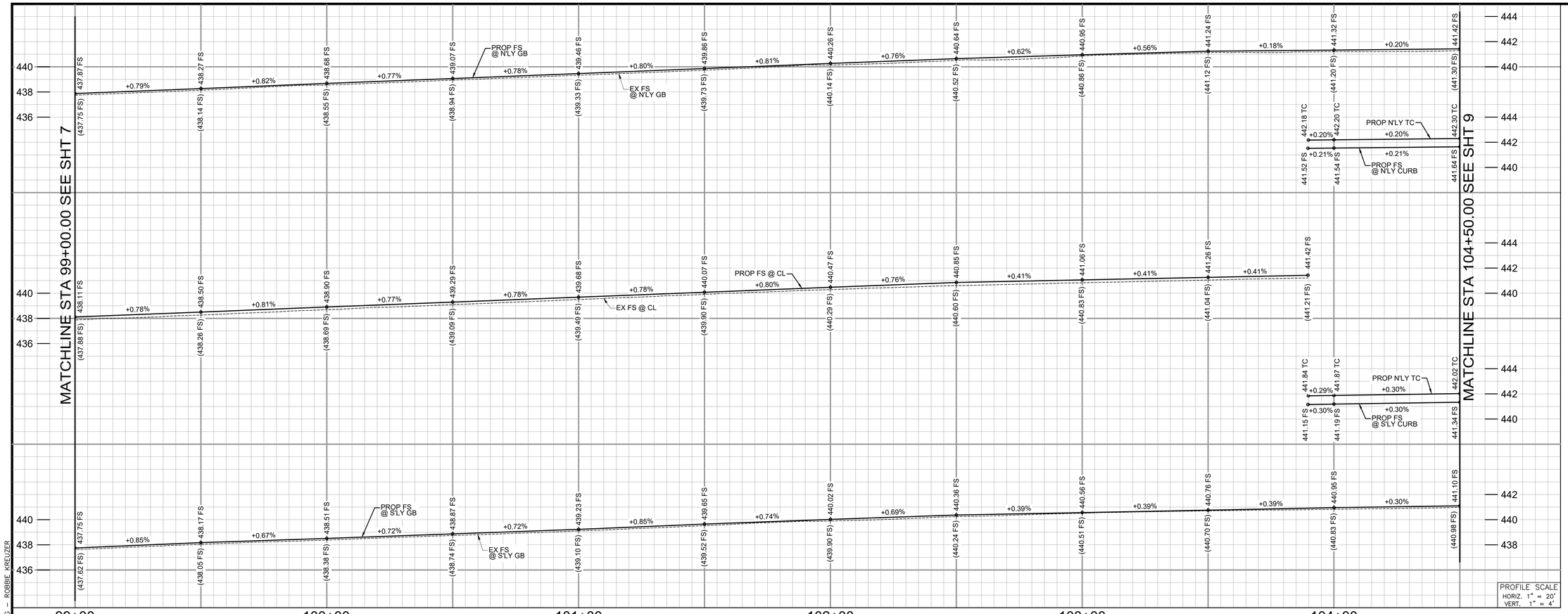

LEGEND

- GB — GRADE BREAK
- 1.5" MILL
- VAR MILL
- ROADWAY R&R
- SIDEWALK R&R
- MEDIAN R&R
- DETAIL NO. / SHEET NO.
- EX MEDIAN CURB
- PROP MEDIAN CURB
- GRADE BREAK
- CROSS GUTTER SPANDREL R&R

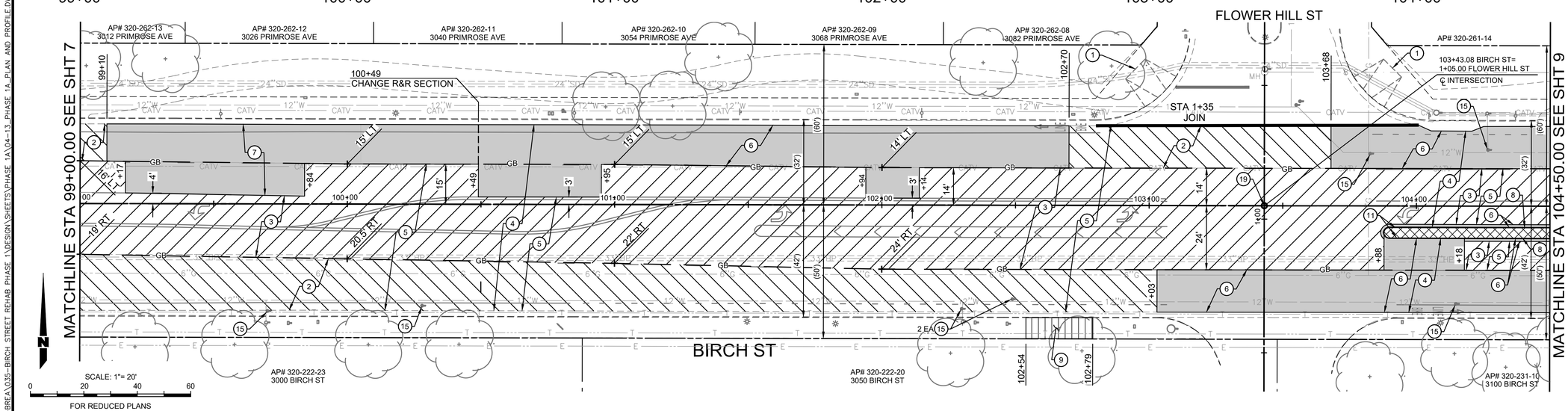

CONSTRUCTION NOTES

1. PROTECT IN PLACE.
2. EDGE MILL EXISTING AC PAVEMENT (VARIABLE DEPTH FROM 1.5" TO 3.0" AT GUTTER LIP).
3. MILL EXISTING AC PAVEMENT (1.5" DEPTH).
4. FURNISH AND PLACE 1.5" ARHM OVERLAY (TYPE ARHM-GG-C).
5. FURNISH AND PLACE VARIABLE DEPTH AC LEVEL COURSE (TYPE D1 PG 64-10) TO 1.5" BELOW PROPOSED FINISH SURFACE.
6. REMOVE EXISTING ROADWAY STRUCTURAL SECTION AND REPLACE WITH 6" AC DEEPLIFT (TYPE B PG 64-10). LEAVE 1.5" BELOW PROPOSED FINISH SURFACE.
7. REMOVE EXISTING ROADWAY STRUCTURAL SECTION AND REPLACE WITH 8.5" AC DEEPLIFT (TYPE B PG 64-10). LEAVE 1.5" BELOW PROPOSED FINISH SURFACE.
8. REMOVE AND RECONSTRUCT MEDIAN CURB (8" CF) PER CITY OF BREA STD. PLAN 106-0.
9. REMOVE AND RECONSTRUCT PCC SIDEWALK PER CITY OF BREA STD. PLAN 103-0.
11. REMOVE EXISTING MEDIAN HARDSCAPE AND LANDSCAPE, AS REQUIRED, AND RECONSTRUCT IN KIND. ADJUST AND/OR RECONSTRUCT IRRIGATION, AS REQUIRED.
15. DOUBLE ADJUST WATER VALVE TO GRADE. DOUBLE ADJUST SQUARE VAULT AND MANHOLE TO GRADE.
19. ADJUST SURVEY WELL MONUMENT TO GRADE.

811 Know what's below. Call before you dig.

REVISIONS

REV.	DATE	BY	DESCRIPTION	APP'V'D	REV.	DATE	BY	DESCRIPTION	APP'V'D

PLAN PREPARED BY:

KREUZER CONSULTING GROUP
18872 MacArthur Blvd, Suite 210
Irvine, CA. 92612
714-656-0160

10/28/24
RICK KREUZER, P.E. — DATE
R.C.E. NO. 42407

PREPARED UNDER THE SUPERVISION OF:

REGISTERED PROFESSIONAL ENGINEER — RICK KREUZER — No. 42407 — Exp. 3-31-26 — CIVIL — STATE OF CALIFORNIA

CITY OF BREA
PUBLIC WORKS DEPARTMENT

STREET PLAN AND PROFILE
BIRCH STREET
FROM STA 99+00 TO STA 104+50

SHEET 8 OF 19

BID DOCUMENT 1-23-2025

12/27/2024 2:28:31 PM – L:\112-BREA\035-BIRCH STREET REHAB PHASE 1\DESIGN\SHEETS\PHASE 1A\04-13 PHASE 1A PLAN AND PROFILE.DWG – ROBBIE KREUZER

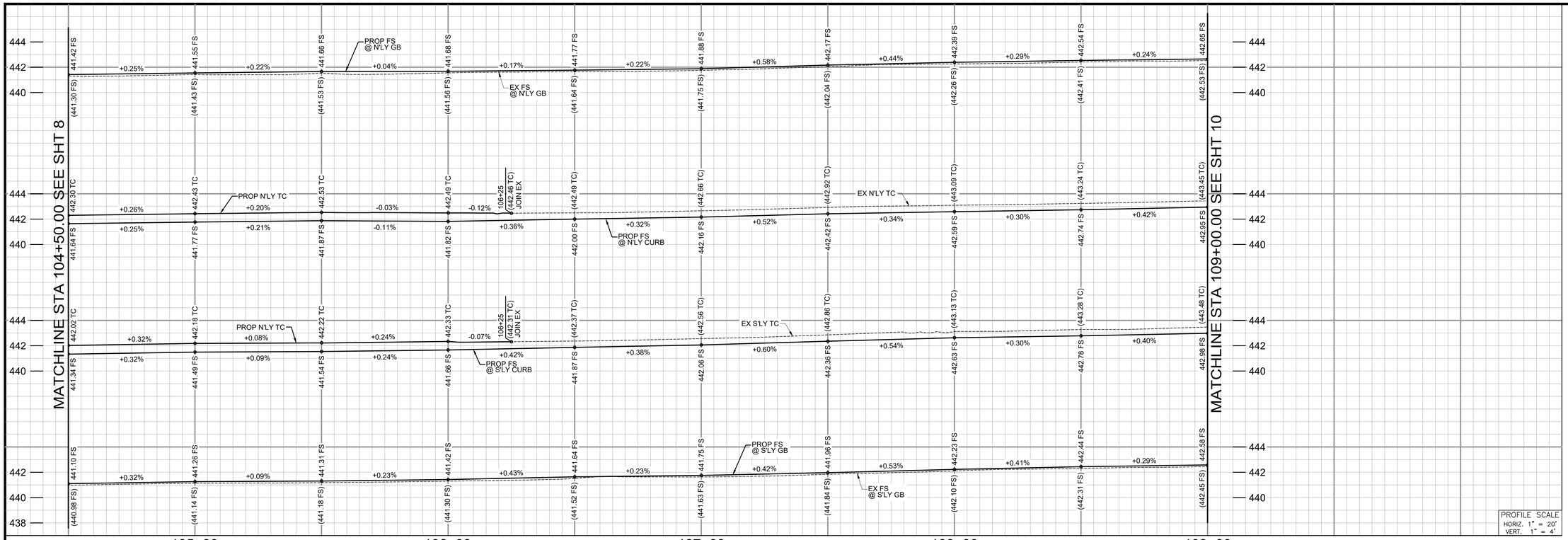

LEGEND

- GB — GRADE BREAK
- 1.5" MILL
- VAR MILL
- ROADWAY R&R
- SIDEWALK R&R
- MEDIAN R&R
- DETAIL NO. / SHEET NO.
- EX MEDIAN CURB
- PROP MEDIAN CURB
- GRADE BREAK
- CROSS GUTTER SPANDREL R&R

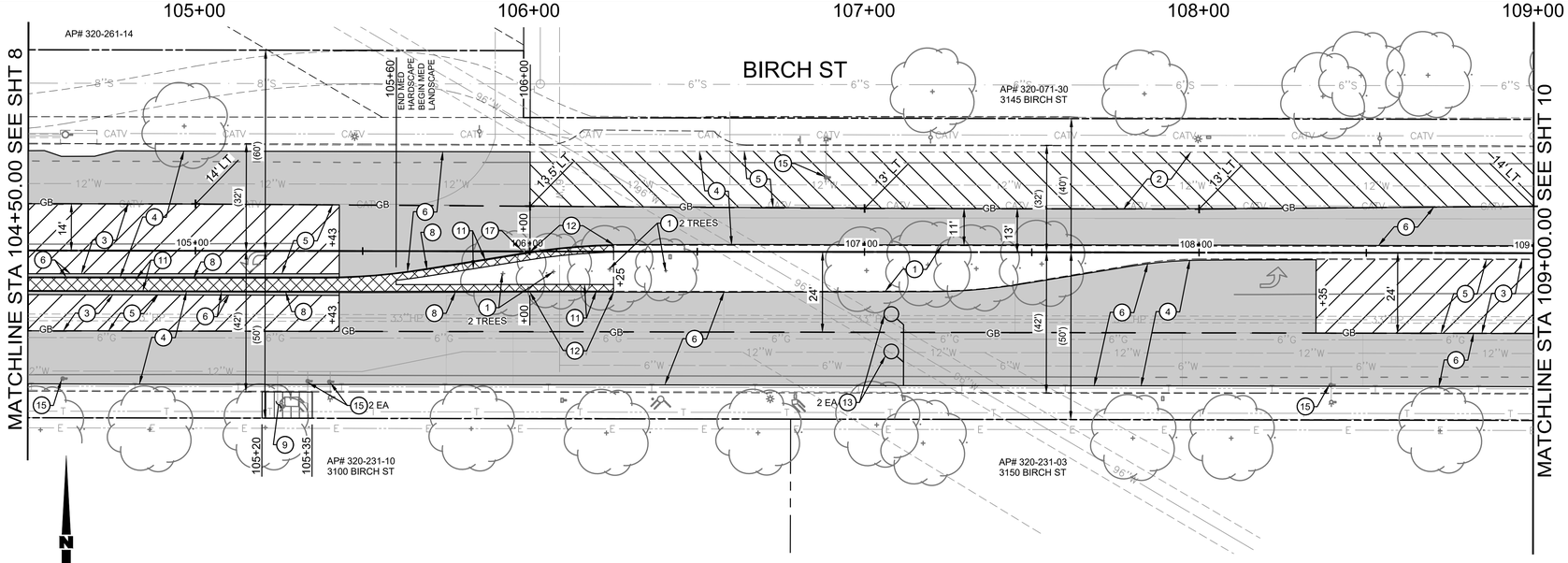

CONSTRUCTION NOTES

1. PROTECT IN PLACE.
2. EDGE MILL EXISTING AC PAVEMENT (VARIABLE DEPTH FROM 1.5" TO 3.0" AT GUTTER LIP).
3. MILL EXISTING AC PAVEMENT (1.5" DEPTH).
4. FURNISH AND PLACE 1.5" ARHM OVERLAY (TYPE ARHM-GG-C).
5. FURNISH AND PLACE VARIABLE DEPTH AC LEVEL COURSE (TYPE D1 PG 64-10) TO 1.5" BELOW PROPOSED FINISH SURFACE.
6. REMOVE EXISTING ROADWAY STRUCTURAL SECTION AND REPLACE WITH 6" AC DEEPLIFT (TYPE B PG 64-10). LEAVE 1.5" BELOW PROPOSED FINISH SURFACE.
8. REMOVE AND RECONSTRUCT MEDIAN CURB (8" CF) PER CITY OF BREA STD. PLAN 106-0.
9. REMOVE AND RECONSTRUCT PCC SIDEWALK PER CITY OF BREA STD. PLAN 103-0.
11. REMOVE EXISTING MEDIAN HARDSCAPE AND LANDSCAPE, AS REQUIRED, AND RECONSTRUCT IN KIND. ADJUST AND/OR RECONSTRUCT IRRIGATION, AS REQUIRED.
12. REMOVE AND RECONSTRUCT MEDIAN CURB (VAR HT CF) PER CITY OF BREA STD. PLAN 106-0.
13. RECONSTRUCT TRAFFIC LOOP DETECTOR IN KIND.
15. DOUBLE ADJUST WATER VALVE TO GRADE. DOUBLE ADJUST SQUARE VAULT AND MANHOLE TO GRADE.
17. RESET SPIKE AND TAG OR IRON PIPE SURVEY MONUMENT.

811 Know what's below. Call before you dig.

REVISIONS

REV.	DATE	BY	DESCRIPTION	APP'V'D	REV.	DATE	BY	DESCRIPTION	APP'V'D

PLAN PREPARED BY:

KREUZER CONSULTING GROUP
18872 MacArthur Blvd, Suite 210
Irvine, CA. 92612
714-656-0160

10/28/24
RICK KREUZER, P.E. — DATE
R.C.E. NO. 42407

PREPARED UNDER THE SUPERVISION OF:

REGISTERED PROFESSIONAL ENGINEER — RICK KREUZER — 42407 — EXP. 3-31-26 — CIVIL — STATE OF CALIFORNIA

CITY OF BREA
PUBLIC WORKS DEPARTMENT

STREET PLAN AND PROFILE
BIRCH STREET
FROM STA 104+50 TO STA 109+00

SHEET 9 OF 19

12/27/2024 2:29:28 PM – L:\12-BREA\035-BIRCH STREET REHAB PHASE 1\DESIGN\SHEETS\PHASE 1A\04-13_PHASE 1A_PLAN AND PROFILE.DWG – ROBBIE KREUZER

BID DOCUMENT 1-23-2025

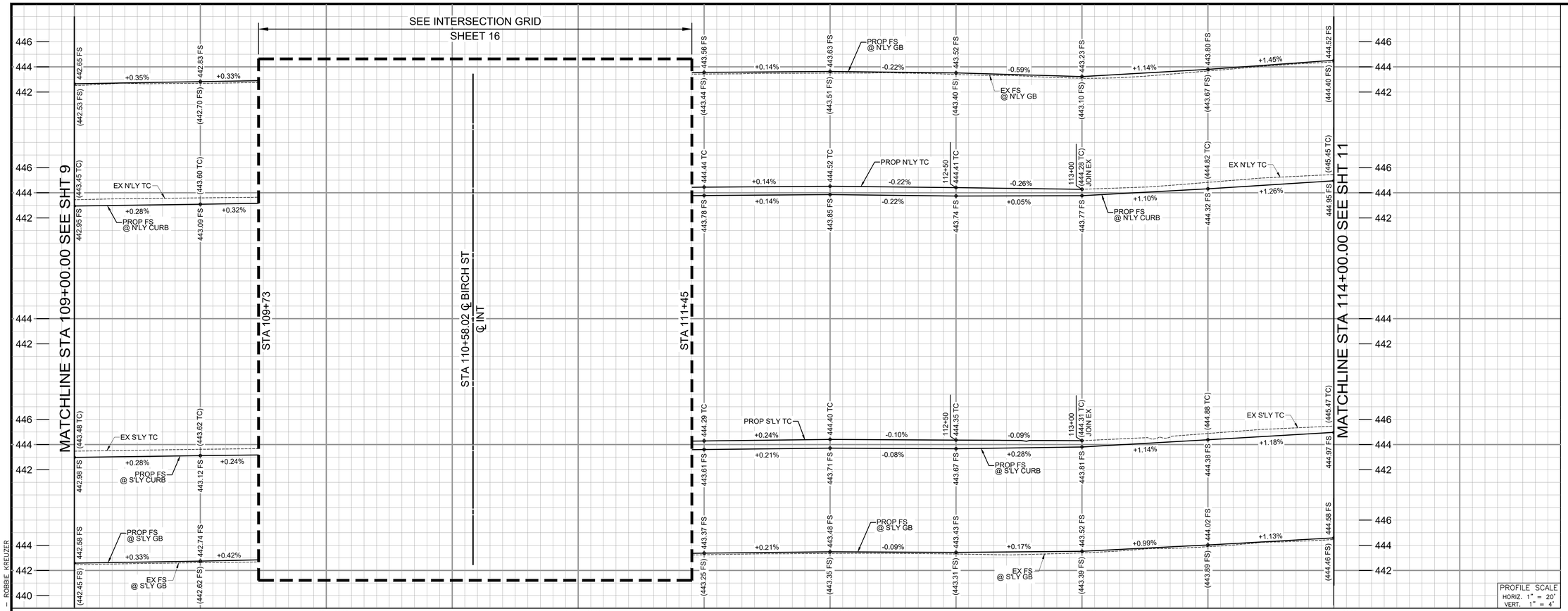

LEGEND

- GB — GRADE BREAK
- 1.5" MILL
- VAR MILL
- ROADWAY R&R
- SIDEWALK R&R
- MEDIAN R&R
- DETAIL NO. / SHEET NO.
- EX MEDIAN CURB
- PROP MEDIAN CURB
- GRADE BREAK
- CROSS GUTTER SPANDREL R&R

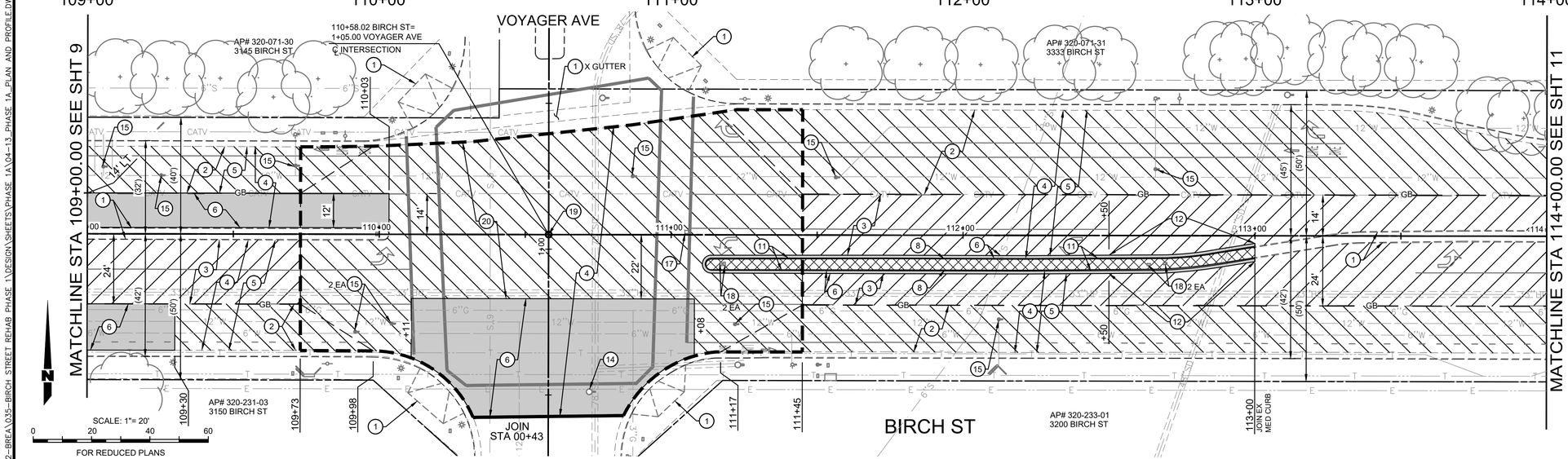

CONSTRUCTION NOTES

1. PROTECT IN PLACE.
2. EDGE MILL EXISTING AC PAVEMENT (VARIABLE DEPTH FROM 1.5" TO 3.0" AT GUTTER LIP).
3. MILL EXISTING AC PAVEMENT (1.5" DEPTH).
4. FURNISH AND PLACE 1.5" ARHM OVERLAY (TYPE ARHM-GG-C).
5. FURNISH AND PLACE VARIABLE DEPTH AC LEVEL COURSE (TYPE D1 PG 64-10) TO 1.5" BELOW PROPOSED FINISH SURFACE.
6. REMOVE EXISTING ROADWAY STRUCTURAL SECTION AND REPLACE WITH 6" AC DEEPLIFT (TYPE B PG 64-10). LEAVE 1.5" BELOW PROPOSED FINISH SURFACE.
8. REMOVE AND RECONSTRUCT MEDIAN CURB (8" CF) PER CITY OF BREA STD. PLAN 106-0.
11. REMOVE EXISTING MEDIAN HARDSCAPE AND LANDSCAPE, AS REQUIRED, AND RECONSTRUCT IN KIND. ADJUST AND/OR RECONSTRUCT IRRIGATION, AS REQUIRED.
12. REMOVE AND RECONSTRUCT MEDIAN CURB (VAR HT CF) PER CITY OF BREA STD. PLAN 106-0.
14. DOUBLE ADJUST MANHOLE TO GRADE.
15. DOUBLE ADJUST WATER VALVE TO GRADE. DOUBLE ADJUST SQUARE VAULT AND MANHOLE TO GRADE.
17. RESET SPIKE AND TAG OR IRON PIPE SURVEY MONUMENT.
18. ADJUST PULLBOX TO GRADE.
19. ADJUST SURVEY WELL MONUMENT TO GRADE.
20. MILL EXISTING AC PAVEMENT (VARIABLE DEPTH) TO A DEPTH OF 1.5" BELOW PROPOSED FINISH SURFACE.

811 Know what's below. Call before you dig.

REVISIONS

REV.	DATE	BY	DESCRIPTION	APP'V'D	REV.	DATE	BY	DESCRIPTION	APP'V'D

PLAN PREPARED BY:

KREUZER CONSULTING GROUP
18872 MacArthur Blvd, Suite 210
Irvine, CA. 92612
714-656-0160

10/28/24
RICK KREUZER, P.E. — DATE
R.C.E. NO. 42407

PREPARED UNDER THE SUPERVISION OF:

REGISTERED PROFESSIONAL ENGINEER — RICK KREUZER — No. 42407 — Exp. 3-31-26 — CIVIL — STATE OF CALIFORNIA

CITY OF BREA
PUBLIC WORKS DEPARTMENT

STREET PLAN AND PROFILE
BIRCH STREET
FROM STA 109+00 TO STA 114+00

SHEET 10 OF 19

12/27/2024 2:30:23 PM – L:\112-BREA\035-BIRCH STREET REHAB PHASE 1\DESIGN\SHEETS\PHASE 1A\04-13 PHASE 1A PLAN AND PROFILE.DWG – ROBBIE KREUZER

BID DOCUMENT 1-23-2025

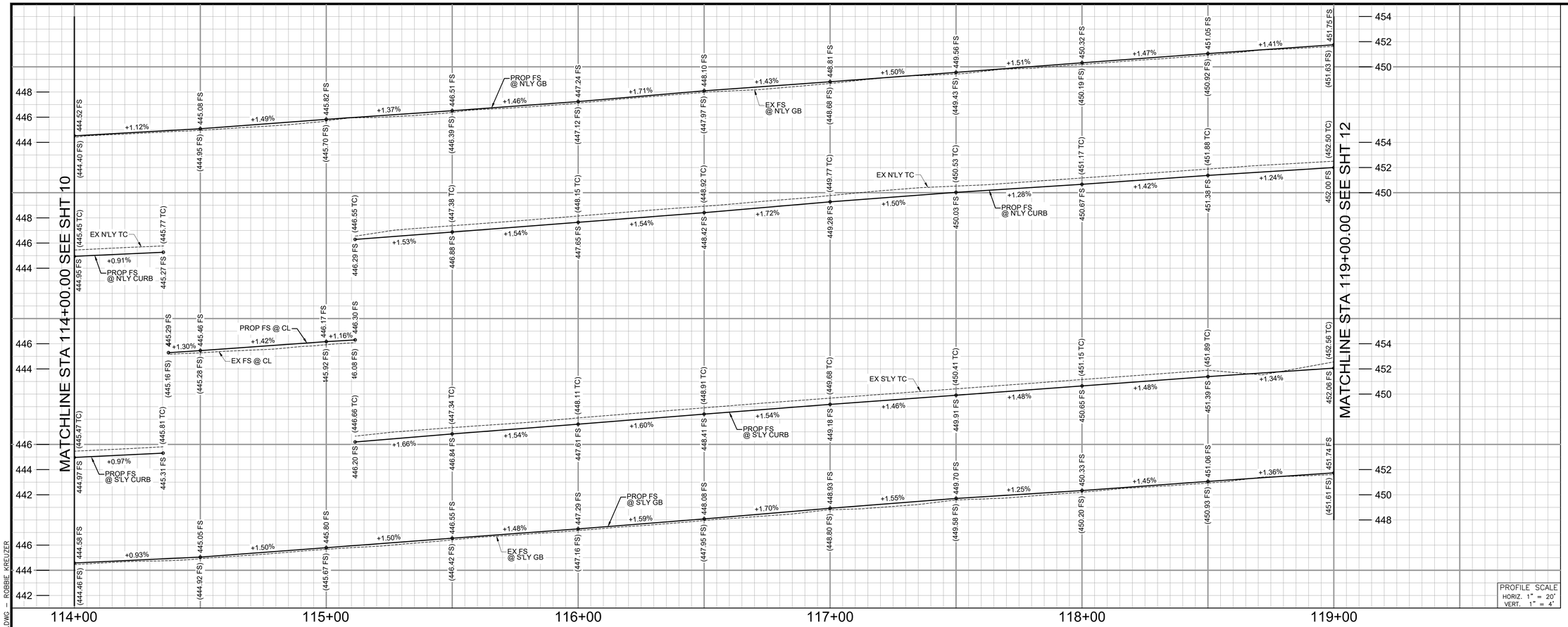

PROFILE SCALE
HORIZ. 1" = 20'
VERT. 1" = 4'

LEGEND

- GB — GRADE BREAK
- 1.5" MILL
- VAR MILL
- ROADWAY R&R
- SIDEWALK R&R
- MEDIAN R&R
- DETAIL NO. / SHEET NO.
- EX MEDIAN CURB
- PROP MEDIAN CURB
- GRADE BREAK
- CROSS GUTTER SPANDREL R&R

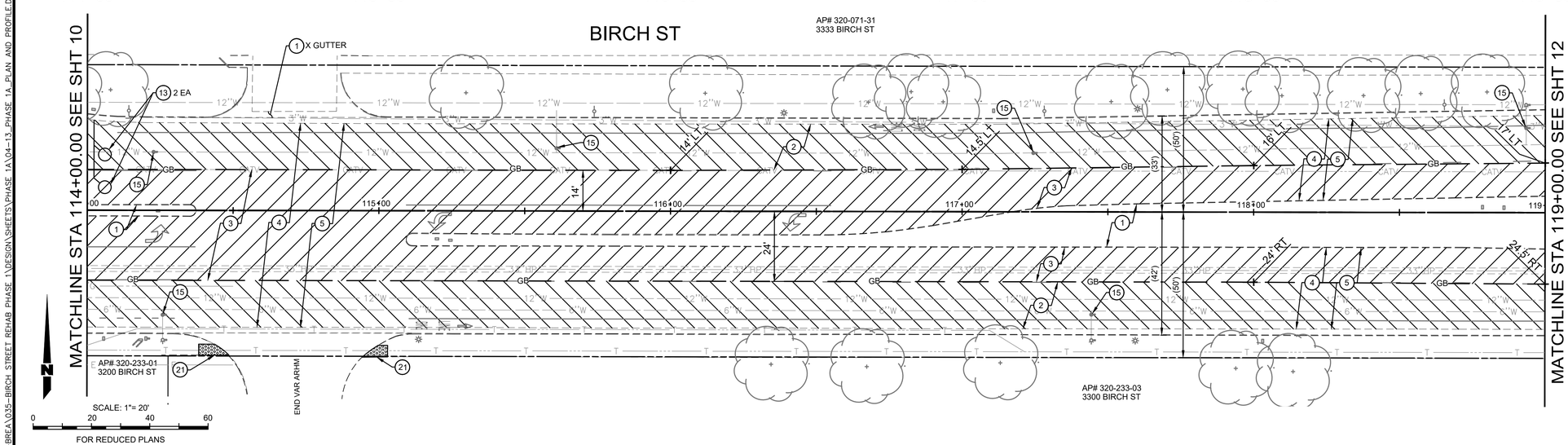

CONSTRUCTION NOTES

1. PROTECT IN PLACE.
2. EDGE MILL EXISTING AC PAVEMENT (VARIABLE DEPTH FROM 1.5" TO 3.0" AT GUTTER LIP).
3. MILL EXISTING AC PAVEMENT (1.5" DEPTH).
4. FURNISH AND PLACE 1.5" ARHM OVERLAY (TYPE ARHM-GG-C).
5. FURNISH AND PLACE VARIABLE DEPTH AC LEVEL COURSE (TYPE D1 PG 64-10) TO 1.5" BELOW PROPOSED FINISH SURFACE.
13. RECONSTRUCT TRAFFIC LOOP DETECTOR IN KIND.
15. DOUBLE ADJUST WATER VALVE TO GRADE. DOUBLE ADJUST SQUARE VAULT AND MANHOLE TO GRADE.
21. REMOVE AND DISPOSE EXISTING TRUNCATED DOMES. MILL CONCRETE SURFACE AND INSTALL NEW TRUNCATED DOME FLUSH WITH ADJACENT FINISH SURFACE.

811 Know what's below. Call before you dig.

REVISIONS

REV.	DATE	BY	DESCRIPTION	APP'V'D	REV.	DATE	BY	DESCRIPTION	APP'V'D

PLAN PREPARED BY:
KREUZER CONSULTING GROUP
18872 MacArthur Blvd, Suite 210
Irvine, CA. 92612
714-656-0160
10/28/24
RICK KREUZER, P.E. — DATE
R.C.E. NO. 42407

PREPARED UNDER THE SUPERVISION OF:
REGISTERED PROFESSIONAL ENGINEER — RICK KREUZER — No. 42407 — Exp. 3-31-26 — CIVIL — STATE OF CALIFORNIA

CITY OF BREA
PUBLIC WORKS DEPARTMENT

STREET PLAN AND PROFILE
BIRCH STREET
FROM STA 114+00 TO STA 119+00

SHEET 11 OF 19

12/27/2024 2:31:43 PM – L:\112-BREA\035-BIRCH STREET REHAB PHASE 1\DESIGN\SHEETS\PHASE 1A\04-13 PHASE 1A PLAN AND PROFILE.DWG – ROBBIE KREUZER

BID DOCUMENT 1-23-2025

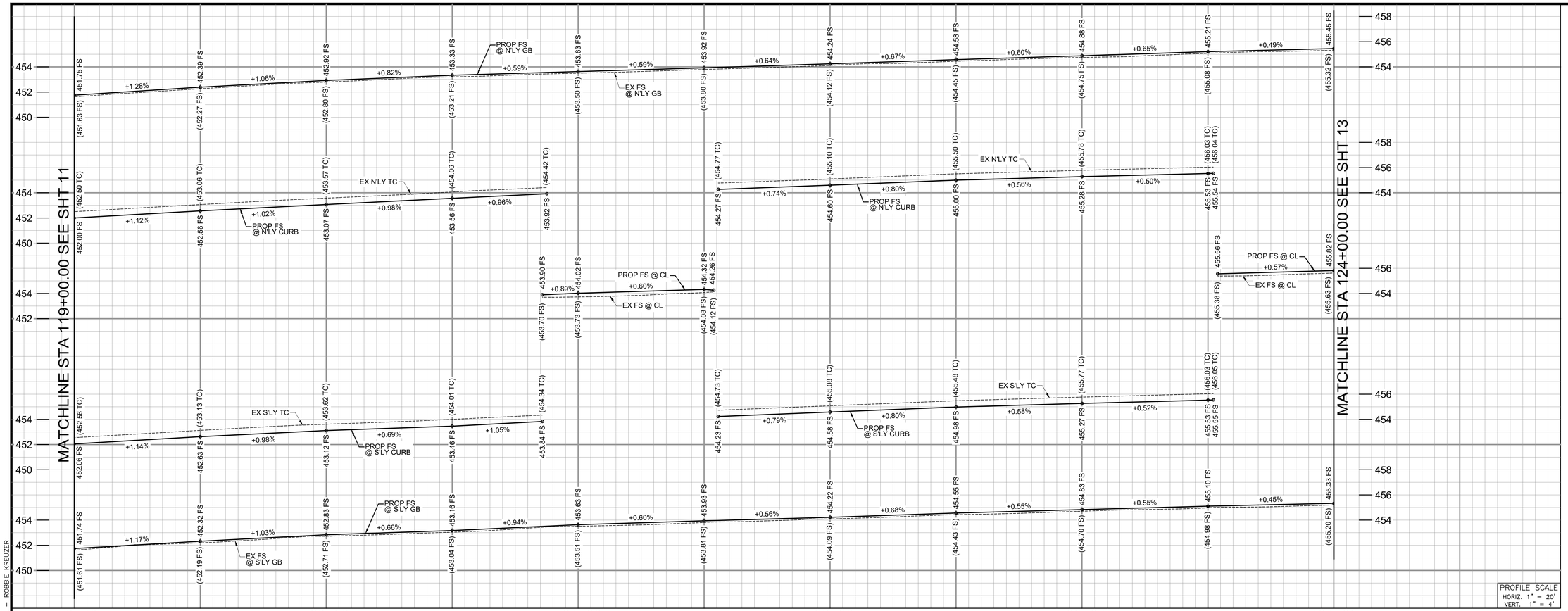

PROFILE SCALE
HORIZ. 1" = 20'
VERT. 1" = 4'

LEGEND

- GB — GRADE BREAK
- 1.5" MILL
- VAR MILL
- ROADWAY R&R
- SIDEWALK R&R
- MEDIAN R&R
- DETAIL NO. / SHEET NO.
- EX MEDIAN CURB
- PROP MEDIAN CURB
- GRADE BREAK
- CROSS GUTTER SPANDREL R&R

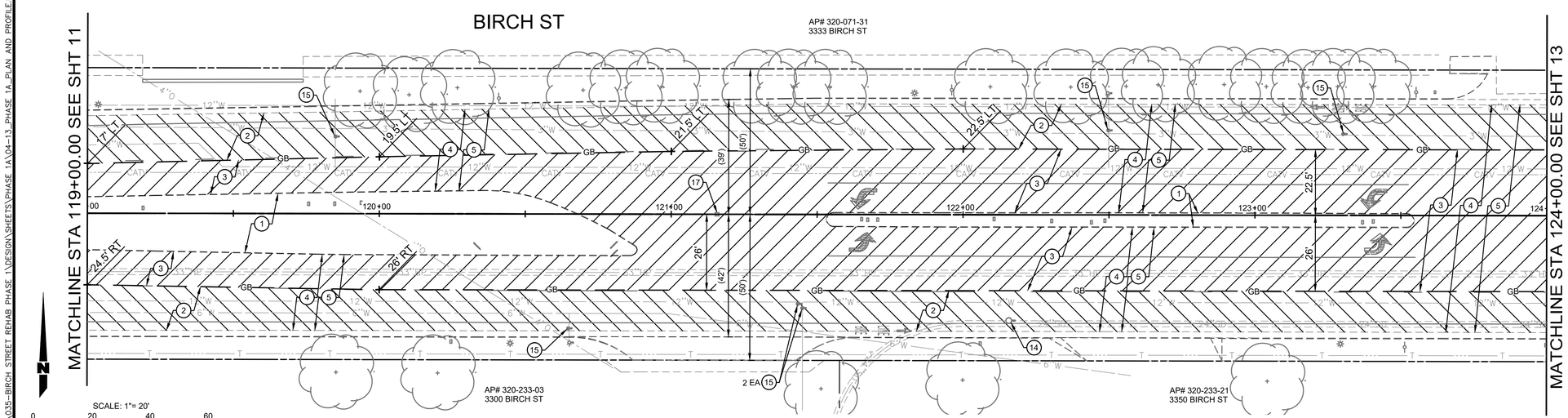

CONSTRUCTION NOTES

1. PROTECT IN PLACE.
2. EDGE MILL EXISTING AC PAVEMENT (VARIABLE DEPTH FROM 1.5" TO 3.0" AT GUTTER LIP).
3. MILL EXISTING AC PAVEMENT (1.5" DEPTH).
4. FURNISH AND PLACE 1.5" ARHM OVERLAY (TYPE ARHM-GG-C).
5. FURNISH AND PLACE VARIABLE DEPTH AC LEVEL COURSE (TYPE D1 PG 64-10) TO 1.5" BELOW PROPOSED FINISH SURFACE.
14. DOUBLE ADJUST MANHOLE TO GRADE.
15. DOUBLE ADJUST WATER VALVE TO GRADE. DOUBLE ADJUST SQUARE VAULT AND MANHOLE TO GRADE.
17. RESET SPIKE AND TAG OR IRON PIPE SURVEY MONUMENT.

811 Know what's below. Call before you dig.

REVISIONS

REV.	DATE	BY	DESCRIPTION	APP'V'D	REV.	DATE	BY	DESCRIPTION	APP'V'D

PLAN PREPARED BY:

KREUZER CONSULTING GROUP
18872 MacArthur Blvd, Suite 210
Irvine, CA. 92612
714-656-0160

10/28/24
RICK KREUZER, P.E. — DATE
R.C.E. NO. 42407

PREPARED UNDER THE SUPERVISION OF:

REGISTERED PROFESSIONAL ENGINEER — RICK KREUZER — No. 42407 — Exp. 3-31-26 — CIVIL — STATE OF CALIFORNIA

CITY OF BREA
PUBLIC WORKS DEPARTMENT

STREET PLAN AND PROFILE
BIRCH STREET
FROM STA 119+00 TO STA 124+00

SHEET 12 OF 19

12/27/2024 2:32:44 PM – L:\112-BREA\035-BIRCH STREET REHAB PHASE 1\DESIGN\SHEETS\PHASE 1A\04-13 PHASE 1A PLAN AND PROFILE.DWG – ROBBIE KREUZER

BID DOCUMENT 1-23-2025

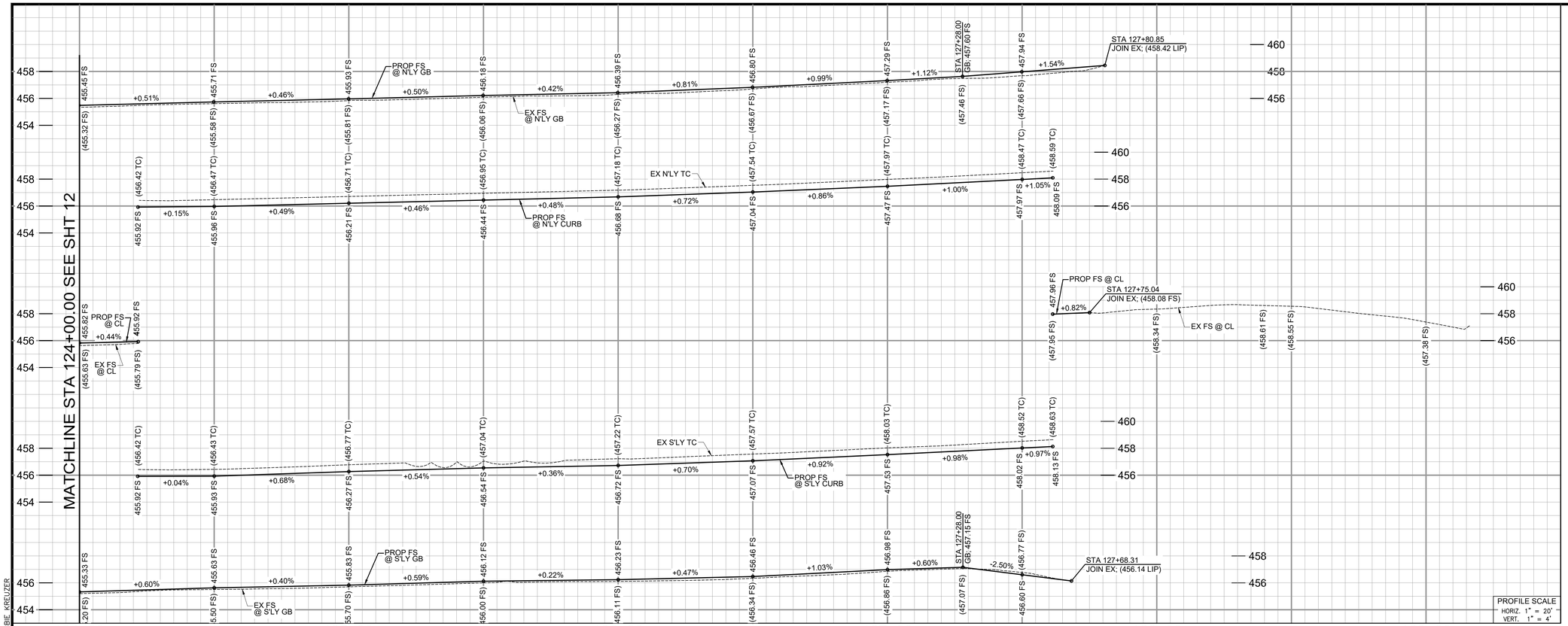

LEGEND

- GB — GRADE BREAK
- 1.5" MILL
- VAR MILL
- ROADWAY R&R
- SIDEWALK R&R
- MEDIAN R&R
- DETAIL NO. / SHEET NO.
- EX MEDIAN CURB
- PROP MEDIAN CURB
- GRADE BREAK
- CROSS GUTTER SPANDREL R&R

CONSTRUCTION NOTES

1. PROTECT IN PLACE.
2. EDGE MILL EXISTING AC PAVEMENT (VARIABLE DEPTH FROM 1.5" TO 3.0" AT GUTTER LIP).
3. MILL EXISTING AC PAVEMENT (1.5" DEPTH).
4. FURNISH AND PLACE 1.5" ARHM OVERLAY (TYPE ARHM-GG-C).
5. FURNISH AND PLACE VARIABLE DEPTH AC LEVEL COURSE (TYPE D1 PG 64-10) TO 1.5" BELOW PROPOSED FINISH SURFACE.
13. RECONSTRUCT TRAFFIC LOOP DETECTOR IN KIND.
14. DOUBLE ADJUST MANHOLE TO GRADE.
15. DOUBLE ADJUST WATER VALVE TO GRADE. DOUBLE ADJUST SQUARE VAULT AND MANHOLE TO GRADE.
16. CONSTRUCT TYPE E LOOP DETECTOR PER CALTRANS STD PLAN E5-5A AND E5-5B.
20. MILL EXISTING AC PAVEMENT (VARIABLE DEPTH) TO A DEPTH OF 1.5" BELOW PROPOSED FINISH SURFACE.

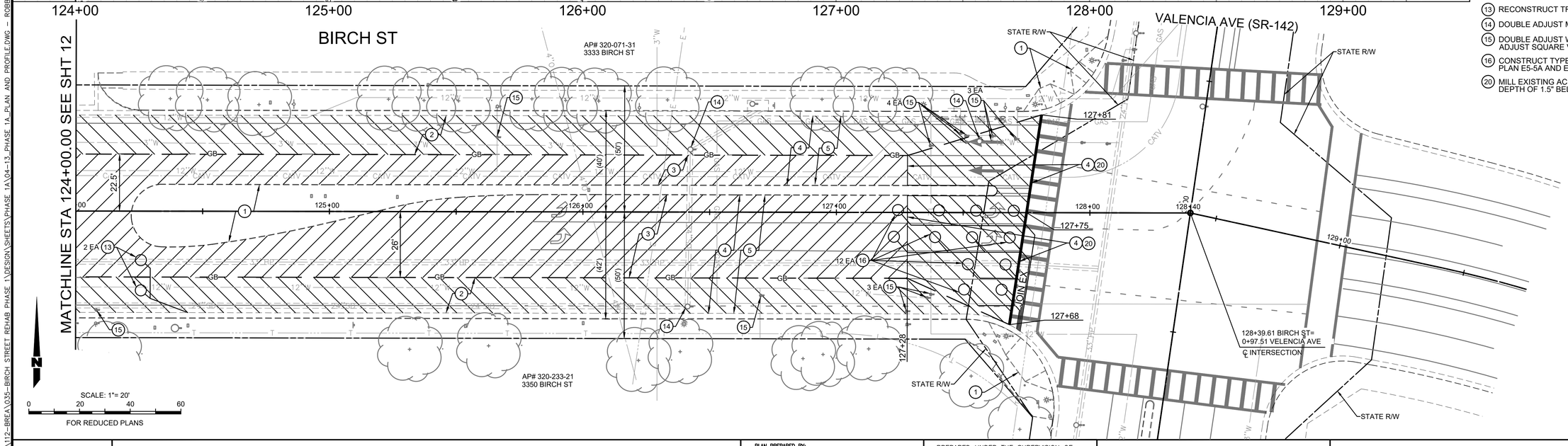

REVISIONS

REV.	DATE	BY	DESCRIPTION	APP'V'D	REV.	DATE	BY	DESCRIPTION	APP'V'D

Know what's below. Call before you dig.

PLAN PREPARED BY:

KREUZER CONSULTING GROUP
18872 MacArthur Blvd, Suite 210
Irvine, CA. 92612
714-656-0160

10/28/24
RICK KREUZER, P.E. — DATE
R.C.E. NO. 42407

PREPARED UNDER THE SUPERVISION OF:

REGISTERED PROFESSIONAL ENGINEER — RICK KREUZER — No. 42407 — Exp. 3-31-26 — CIVIL — STATE OF CALIFORNIA

CITY OF BREA
PUBLIC WORKS DEPARTMENT

STREET PLAN AND PROFILE
BIRCH STREET
FROM STA 124+00 TO VALENCIA AVE

SHEET 13 OF 19

12/27/2024 2:33:41 PM – L:\112-BREA\035-BIRCH STREET REHAB PHASE 1\DESIGN\SHEETS\PHASE 1A\04-13_PHASE 1A_PLAN AND PROFILE.DWG – ROBBIE KREUZER

BID DOCUMENT 1-23-2025

CONSTRUCTION NOTES

1. PROTECT IN PLACE.
18. ADJUST PULLBOX TO GRADE.

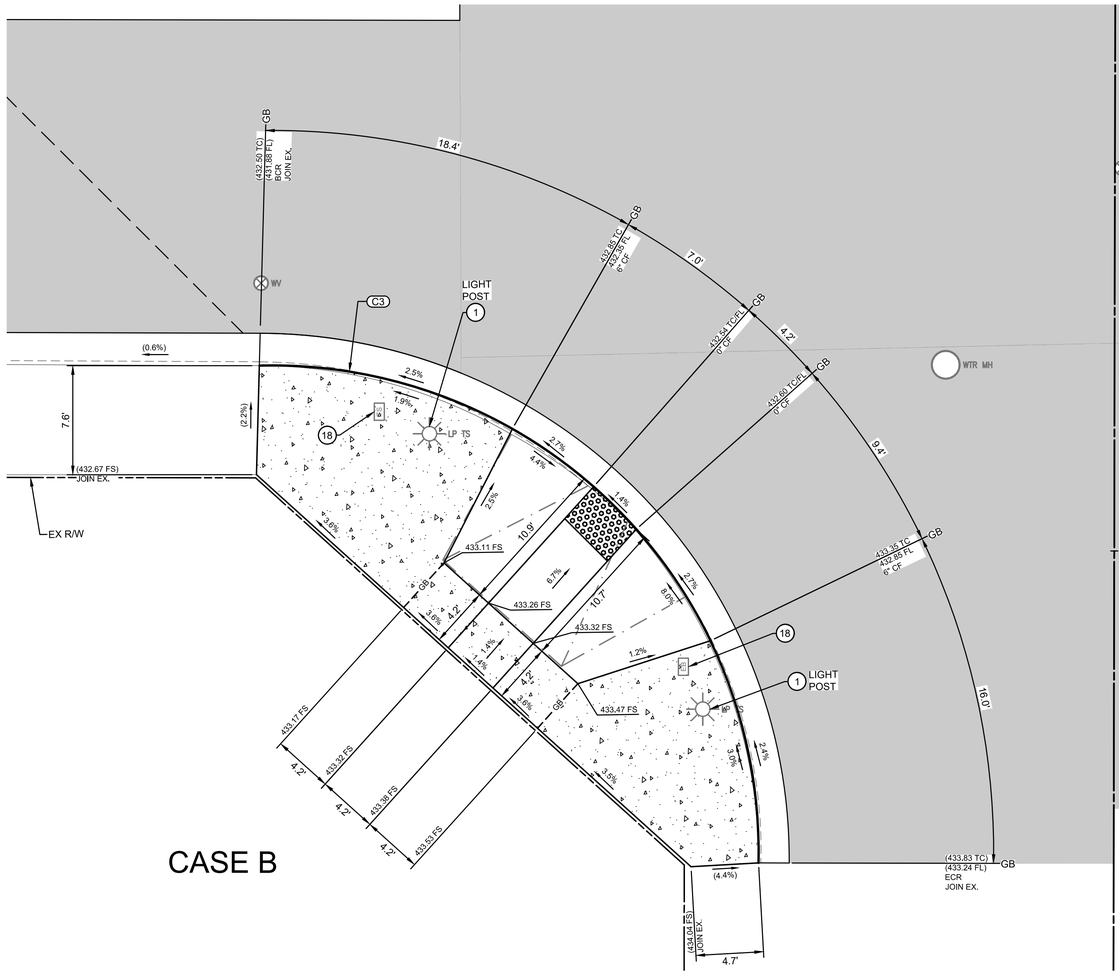

SW CORNER BIRCH ST / RANGER ST (A/6)

SCALE: 1"=5'

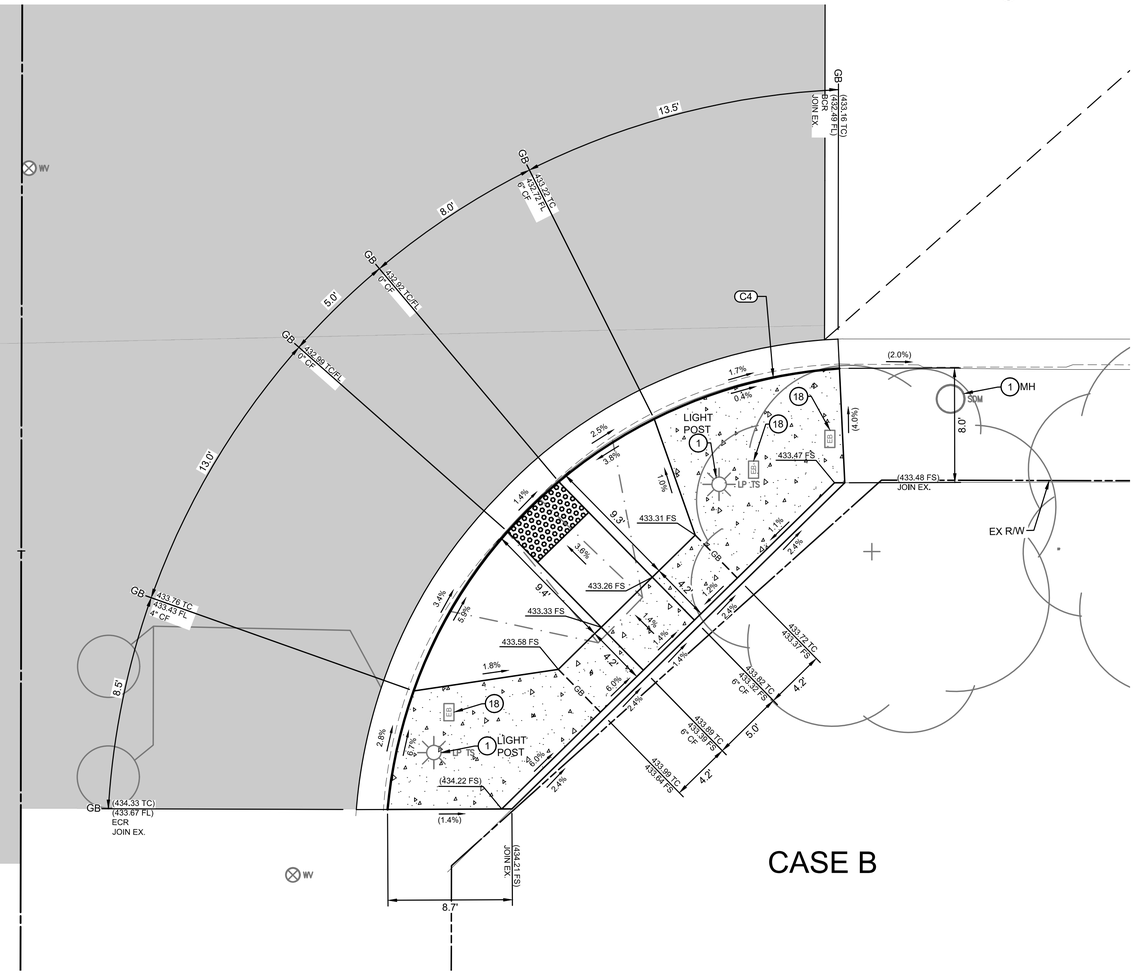

SE CORNER BIRCH ST / RANGER ST (B/6)

SCALE: 1"=5'

CURVE TABLE

CURVE #	DELTA	RADIUS	LENGTH	TANGENT
C3	92° 46' 49"	34.00'	55.06'	35.69'
C4	80° 54' 39"	34.00'	48.01'	28.99'

LEGEND

- AC DEEPLIFT SLOT PAVE
- CROSS GUTTER SPANDREL
- TRUNCATED DOMES
- SIDEWALK
- MULCH
- GB — GRADE BREAK

ABBREVIATIONS

GB — GRADE BREAK
FS — FINISH SURFACE
HP — HIGH POINT
TC — TOP OF CURB
FL — FLOW LINE
CL — CENTERLINE
CF — CURB FACE

N

SCALE: 1"= 5'
0 5 10 15
FOR REDUCED PLANS

811 Know what's below. Call before you dig.

REVISIONS

REV.	DATE	BY	DESCRIPTION	APP'V'D	REV.	DATE	BY	DESCRIPTION	APP'V'D

PLAN PREPARED BY:
KREUZER CONSULTING GROUP
18872 MacArthur Blvd, Suite 210
Irvine, CA. 92612
714-656-0160

10/28/24
RICK KREUZER, P.E. — DATE
R.C.E. NO. 42407

PREPARED UNDER THE SUPERVISION OF:
REGISTERED PROFESSIONAL ENGINEER — RICK KREUZER — No. 42407 — Exp. 3-31-26 — CIVIL — STATE OF CALIFORNIA

CITY OF BREA
PUBLIC WORKS DEPARTMENT

CONSTRUCTION DETAILS
BIRCH STREET
RANGER STREET

SHEET 14 OF 19

BID DOCUMENT 1-23-2025

12/27/2024 2:34:41 PM – L:\112-BREA\035-BIRCH STREET REHAB PHASE 1\DESIGN\SHEETS\PHASE 1A\14 PHASE 1A RAMPS.DWG – ROBBIE KREUZER

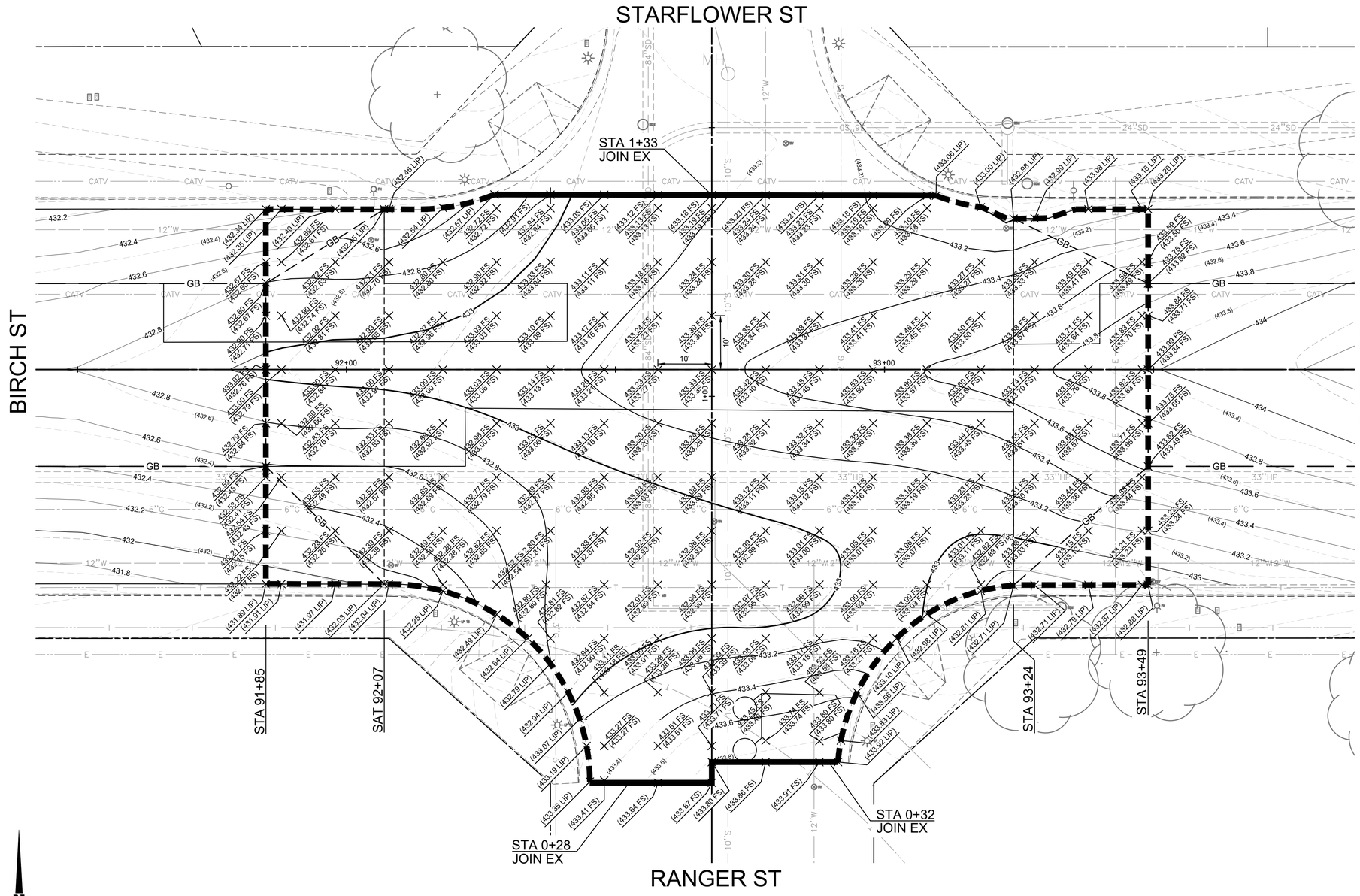

LEGEND

100.00 FS / (100.00 FS)	PROPOSED ELEVATION / EXISTING ELEVATION
	EX MEDIAN CURB
	PROP MEDIAN CURB
	PROPOSED ELEVATION CONTOUR
	EXISTING ELEVATION CONTOUR
FS	FINISH SURFACE
LIP	LIP OF GUTTER

N

SCALE: 1"= 10'

0 10 20 30

FOR REDUCED PLANS

Know what's below. Call before you dig.

REVISIONS

REV.	DATE	BY	DESCRIPTION	APP'V'D	REV.	DATE	BY	DESCRIPTION	APP'V'D

PLAN PREPARED BY:

KREUZER CONSULTING GROUP
18872 MacArthur Blvd, Suite 210
Irvine, CA. 92612
714-656-0160

10/28/24

RICK KREUZER, P.E. — DATE
R.C.E. NO. 42407

PREPARED UNDER THE SUPERVISION OF:

REGISTERED PROFESSIONAL ENGINEER — RICK KREUZER — No. 42407 — Exp. 3-31-26 — CIVIL — STATE OF CALIFORNIA

CITY OF BREA
PUBLIC WORKS DEPARTMENT

INTERSECTION GRID

BIRCH STREET

STARFLOWER STREET / RANGER STREET

SHEET 15 OF 19

12/27/2024 2:34:53 PM – L:\12-BREA\035-BIRCH STREET REHAB PHASE 1\DESIGN\SHEETS\PHASE 1A\15-16_PHASE 1A_INTERSECTION GRIDS.DWG – ROBBIE KREUZER

BID DOCUMENT 1-23-2025

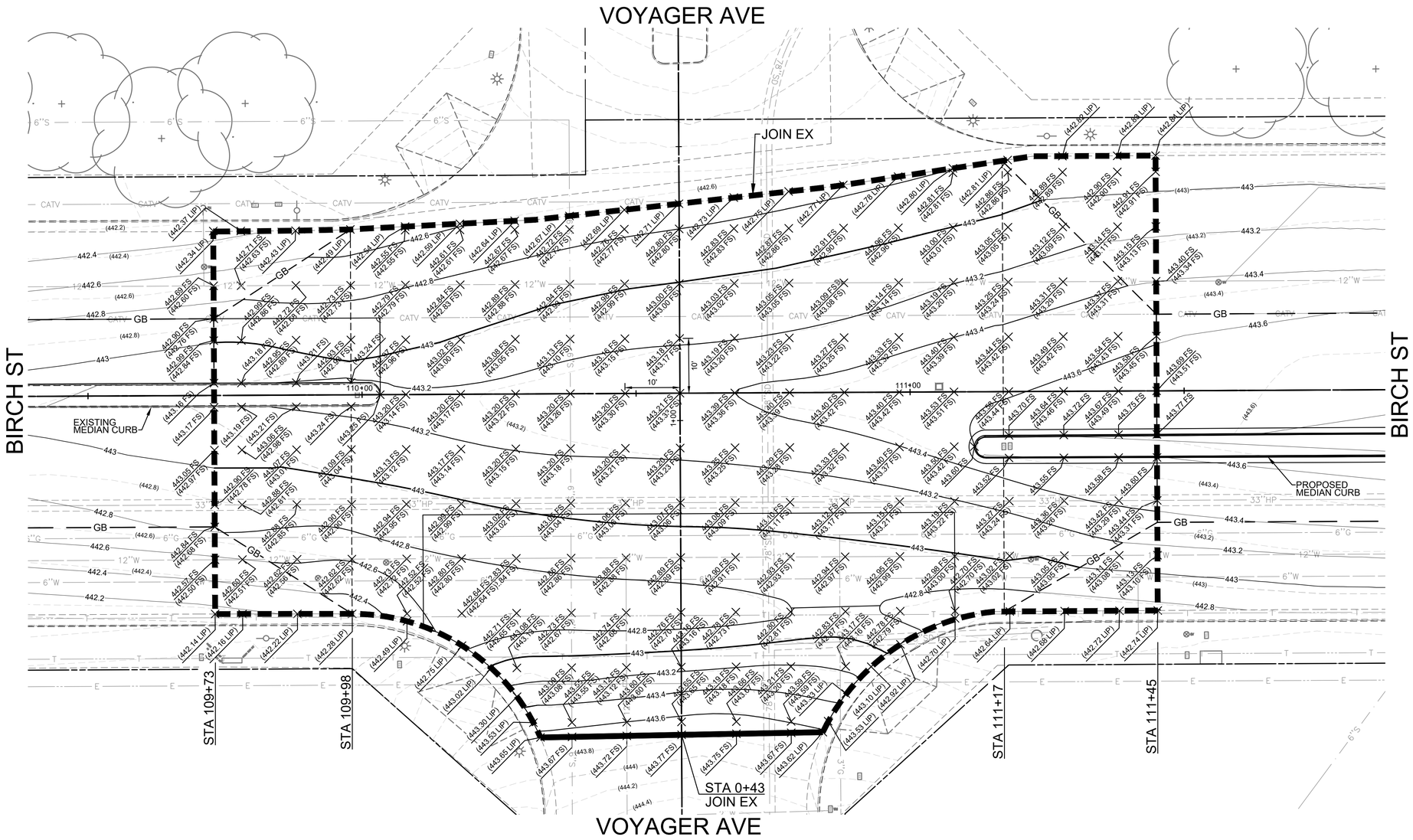

LEGEND

100.00 FS / (100.00 FS)	PROPOSED ELEVATION / EXISTING ELEVATION
	EX MEDIAN CURB
	PROP MEDIAN CURB
	PROPOSED ELEVATION CONTOUR
	EXISTING ELEVATION CONTOUR
FS	FINISH SURFACE
LIP	LIP OF GUTTER

12/27/2024 2:34:59 PM – L:\12-BREA\035-BIRCH STREET REHAB PHASE 1\DESIGN\SHEETS\PHASE 1A\15-16 PHASE 1A INTERSECTION GRIDS.DWG – ROBBIE KREUZER

811 Know what's below. Call before you dig.

REVISIONS

REV.	DATE	BY	DESCRIPTION	APP'V'D	REV.	DATE	BY	DESCRIPTION	APP'V'D

PLAN PREPARED BY:

KREUZER CONSULTING GROUP
18872 MacArthur Blvd, Suite 210
Irvine, CA. 92612
714-656-0160

10/28/24
RICK KREUZER, P.E. — DATE
R.C.E. NO. 42407

PREPARED UNDER THE SUPERVISION OF:

REGISTERED PROFESSIONAL ENGINEER — RICK KREUZER — No. 42407 — Exp. 3-31-26 — CIVIL — STATE OF CALIFORNIA

CITY OF BREA
PUBLIC WORKS DEPARTMENT

INTERSECTION GRID
BIRCH STREET
VOYAGER AVENUE

SHEET 16 OF 19

BID DOCUMENT 1-23-2025

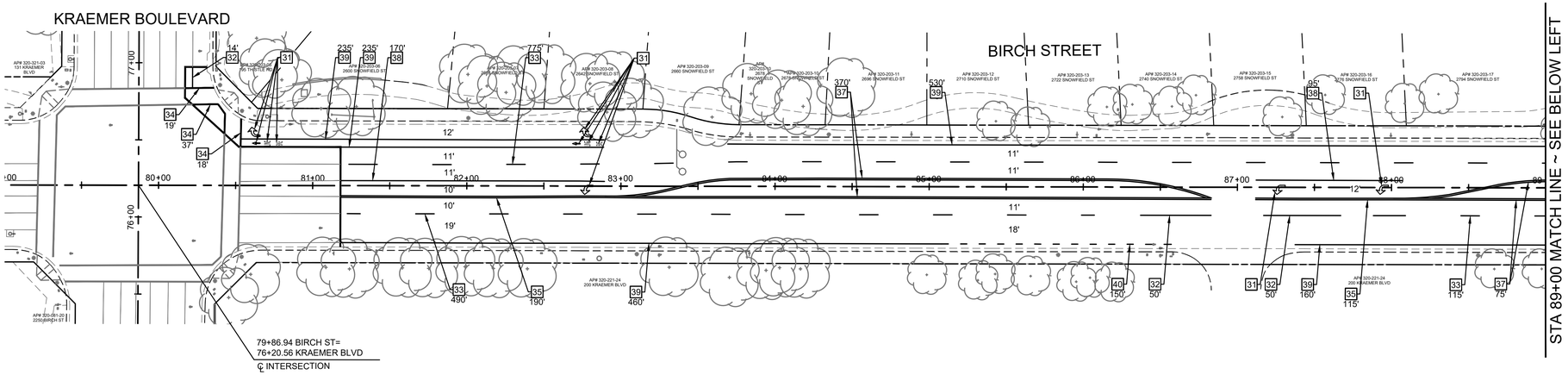

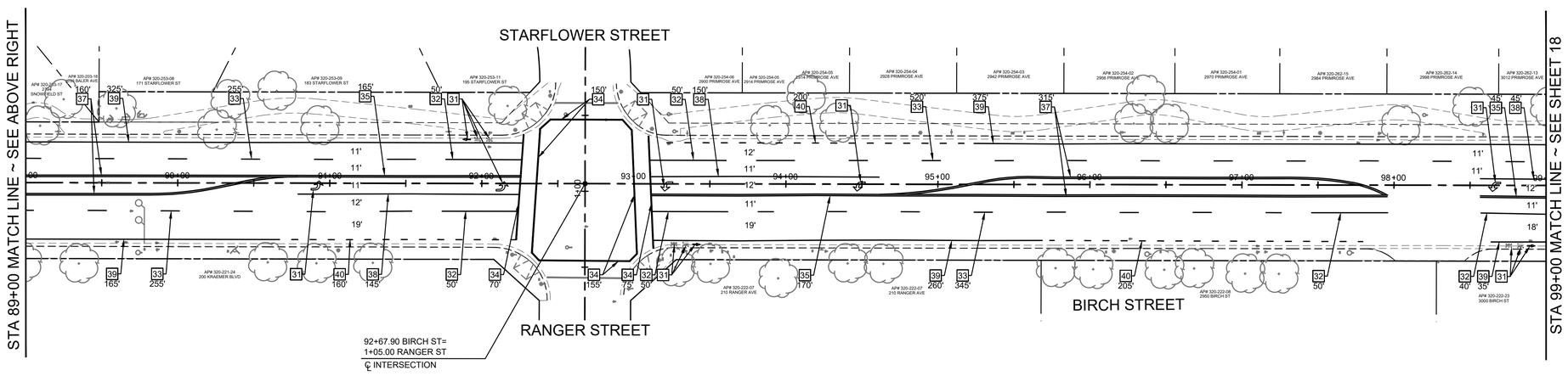

SIGNING & STRIPING CONSTRUCTION NOTES

30 — PROTECT IN PLACE.

31 — WHITE PAVEMENT LEGEND INDICATED PER CALTRANS STD. PLAN NOS. A24A THRU A24E.

32 — 8" SOLID WHITE CHANNELIZATION LINE PER CALTRANS STD. PLAN NO. A20D, DETAIL 38A.

33 — 6" BROKEN WHITE LANE LINE (W/RPM'S) PER CALTRANS STD. PLAN NO. A20A, DETAIL 9.

34 — 12" SOLID WHITE LIMIT LINE/STOP LINE/CROSSWALK.

35 — 6" SOLID DOUBLE YELLOW NO PASSING ZONE (W/RPM'S) PER CALTRANS STD. PLAN NO. A20A, DETAIL 22.

36 — 6" DOUBLE YELLOW TWO-WAY LEFT TURN LANE (W/RPM'S) PER CALTRANS STD. PLAN NO. A20B, DETAIL 32.

37 — 6" DOUBLE YELLOW MEDIAN ISLAND (W/RPM'S) PER CALTRANS STD. PLAN NO. A20B, DETAIL 29.

38 — 8" WHITE SOLID CHANNELIZATION LINE (W/RPM'S) PER CALTRANS STD. PLAN NO. A20D, DETAIL 38.

39 — 6" WHITE SOLID BIKE LANE LINE PER CALTRANS STD. PLAN NO. A20D, DETAIL 39.

40 — 6" WHITE SKIP BIKE LANE PER CALTRANS STD. PLAN NO A20D, DETAIL 39A.

41 — 12" SOLID YELLOW LIMIT LINE/STOP LINE/CROSSWALK.

42 — 12" WHITE CHEVRONS AT 25' OC.

43 — 6" DOUBLE YELLOW MEDIAN ISLAND PER CALTRANS STD. PLAN NO. A20B, DETAIL 28.

44 — 6" SOLID DOUBLE WHITE LINE (W/RPM'S).

45 — 6" WHITE CATTRACK IN INTERSECTION PER CALTRANS STD. PLAN A20D, DETAIL 40.

46 — WHITE LADDER CROSSWALK.

47 — CURB NOSE YELLOW AND INSTALL TYPE H RPM'S.

48 — REMOVE AND DISPOSE EXISTING SIGN.

49 — INSTALL SIGN. TYPE AS NOTED.

STRIPING GENERAL NOTES

1. ALL WORK TO CONFORM TO CALTRANS STANDARD PLANS.
2. REFLECTORIZE ALL STRIPES AND LEGEND. PAVEMENT LEGEND AND MARKINGS SHALL MATCH CITY STENCILS.
3. ALL CONFLICTING LINES, EXISTING CURB PAINT AND MARKINGS SHALL BE REMOVED BY WET SANDBLASTING OR OTHER APPROVED METHOD PRIOR TO INSTALLATION OF NEW STRIPING. ALL CONFLICTING RAISED PAVEMENT MARKERS HALL BE REMOVED. PAVEMENT THAT IS DAMAGED DUE TO REMOVAL OF MARKERS HALL BE REPAIRED TO THE SATISFACTION OF THE ENGINEER.
4. FIRST STRIPING COAT SHALL BE APPLIED WITHIN 72 HOURS OF SURFACE COURSE PLACEMENT OF STREETS OPEN TO PUBLIC. IN NO CASE SHALL A NEWLY PAVED STREET OPEN TO THE PUBLIC BE LEFT UNSTRIPED OVER WEEKEND OR HOLIDAY. SECOND STRIPING COAT SHALL BE APPLIED WITHIN 7 CALENDAR DAYS FROM COMPLETION OF PAVING.
5. ALL DETAILS AND MARKINGS NOTED HEREON SHALL CONFORM WITH CALTRANS STANDARD PLANS NOS. A20A THROUGH A20C AND A24A THROUGH A24E.
6. ALL PAVEMENT STRIPING AND MARKINGS SHALL BE THERMOPLASTIC.

N

SCALE: 1"= 40'

0 40 80 120

FOR REDUCED PLANS

811 Know what's below. Call before you dig.

REVISIONS

REV.	DATE	BY	DESCRIPTION	APP'V'D	REV.	DATE	BY	DESCRIPTION	APP'V'D

PLAN PREPARED BY:

KREUZER CONSULTING GROUP
18872 MacArthur Blvd, Suite 210
Irvine, CA. 92612
714-656-0160

10/28/24

RICK KREUZER, P.E. — DATE
R.C.E. NO. 42407

PREPARED UNDER THE SUPERVISION OF:

REGISTERED PROFESSIONAL ENGINEER — RICK KREUZER — NO. 42407 — EXP. 3-31-26 — CIVIL — STATE OF CALIFORNIA

CITY OF BREA
PUBLIC WORKS DEPARTMENT

STRIPING PLAN
BIRCH STREET
STA 79+00.00 TO STA 99+00.00

SHEET 17 OF 19

12/27/2024 2:35:09 PM – L:\12-BREA\035-BIRCH STREET REHAB PHASE 1\DESIGN\SHEETS\PHASE 1A\17-19_PHASE 1A_STRIPING.DWG – ROBBIE KREUZER

BID DOCUMENT 1-23-2025

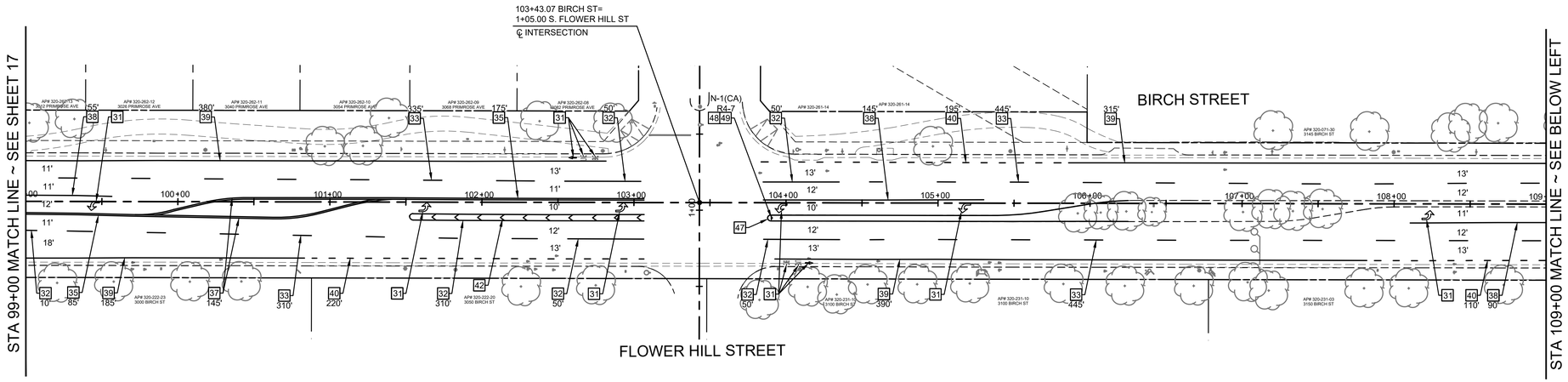

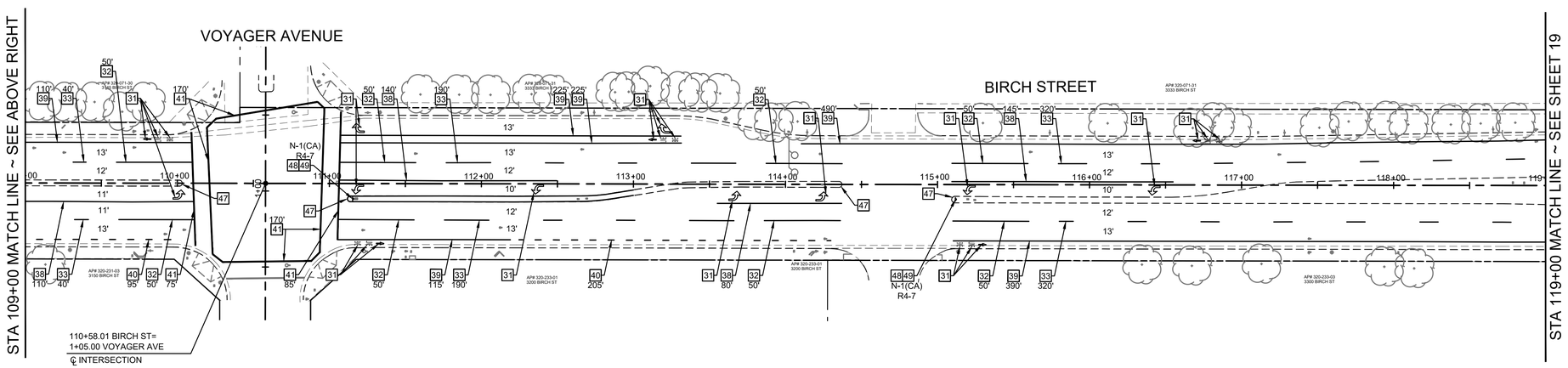

SIGNING & STRIPING CONSTRUCTION NOTES

30 — PROTECT IN PLACE.

31 — WHITE PAVEMENT LEGEND INDICATED PER CALTRANS STD. PLAN NOS. A24A THRU A24E.

32 — 8" SOLID WHITE CHANNELIZATION LINE PER CALTRANS STD. PLAN NO. A20D, DETAIL 38A.

33 — 6" BROKEN WHITE LANE LINE (W/RPM'S) PER CALTRANS STD. PLAN NO. A20A, DETAIL 9.

34 — 12" SOLID WHITE LIMIT LINE/STOP LINE/CROSSWALK.

35 — 6" SOLID DOUBLE YELLOW NO PASSING ZONE (W/RPM'S) PER CALTRANS STD. PLAN NO. A20A, DETAIL 22.

36 — 6" DOUBLE YELLOW TWO-WAY LEFT TURN LANE (W/RPM'S) PER CALTRANS STD. PLAN NO. A20B, DETAIL 32.

37 — 6" DOUBLE YELLOW MEDIAN ISLAND (W/RPM'S) PER CALTRANS STD. PLAN NO. A20B, DETAIL 29.

38 — 8" WHITE SOLID CHANNELIZATION LINE (W/RPM'S) PER CALTRANS STD. PLAN NO. A20D, DETAIL 38.

39 — 8" WHITE SOLID BIKE LANE LINE PER CALTRANS STD. PLAN NO. A20D, DETAIL 39.

40 — 6" WHITE SKIP BIKE LANE PER CALTRANS STD. PLAN NO A20D, DETAIL 39A.

41 — 12" SOLID YELLOW LIMIT LINE/STOP LINE/CROSSWALK.

42 — 12" WHITE CHEVRONS AT 25' OC.

43 — 6" DOUBLE YELLOW MEDIAN ISLAND PER CALTRANS STD. PLAN NO. A20B, DETAIL 28.

44 — 6" SOLID DOUBLE WHITE LINE (W/RPM'S).

45 — 6" WHITE CATTRACK IN INTERSECTION PER CALTRANS STD. PLAN A20D, DETAIL 40.

46 — WHITE LADDER CROSSWALK.

47 — CURB NOSE YELLOW AND INSTALL TYPE H RPM'S.

48 — REMOVE AND DISPOSE EXISTING SIGN.

49 — INSTALL SIGN. TYPE AS NOTED.

STRIPING GENERAL NOTES

1. ALL WORK TO CONFORM TO CALTRANS STANDARD PLANS.
2. REFLECTORIZE ALL STRIPES AND LEGEND. PAVEMENT LEGEND AND MARKINGS SHALL MATCH CITY STENCILS.
3. ALL CONFLICTING LINES, EXISTING CURB PAINT AND MARKINGS SHALL BE REMOVED BY WET SANDBLASTING OR OTHER APPROVED METHOD PRIOR TO INSTALLATION OF NEW STRIPING. ALL CONFLICTING RAISED PAVEMENT MARKERS HALL BE REMOVED. PAVEMENT THAT IS DAMAGED DUE TO REMOVAL OF MARKERS HALL BE REPAIRED TO THE SATISFACTION OF THE ENGINEER.
4. FIRST STRIPING COAT SHALL BE APPLIED WITHIN 72 HOURS OF SURFACE COURSE PLACEMENT OF STREETS OPEN TO PUBLIC. IN NO CASE SHALL A NEWLY PAVED STREET OPEN TO THE PUBLIC BE LEFT UNSTRIPED OVER WEEKEND OR HOLIDAY. SECOND STRIPING COAT SHALL BE APPLIED WITHIN 7 CALENDAR DAYS FROM COMPLETION OF PAVING.
5. ALL DETAILS AND MARKINGS NOTED HEREON SHALL CONFORM WITH CALTRANS STANDARD PLANS NOS. A20A THROUGH A20C AND A24A THROUGH A24E.
6. ALL PAVEMENT STRIPING AND MARKINGS SHALL BE THERMOPLASTIC.

N

SCALE: 1"= 40'

0 40 80 120

FOR REDUCED PLANS

811 Know what's below. Call before you dig.

REVISIONS

REV.	DATE	BY	DESCRIPTION	APP'V'D	REV.	DATE	BY	DESCRIPTION	APP'V'D

PLAN PREPARED BY:

KREUZER CONSULTING GROUP
18872 MacArthur Blvd, Suite 210
Irvine, CA. 92612
714-656-0160

10/28/24

RICK KREUZER, P.E. — DATE
R.C.E. NO. 42407

PREPARED UNDER THE SUPERVISION OF:

REGISTERED PROFESSIONAL ENGINEER — RICK KREUZER — NO. 42407 — EXP. 3-31-26 — CIVIL — STATE OF CALIFORNIA

CITY OF BREA
PUBLIC WORKS DEPARTMENT

STRIPING PLAN
BIRCH STREET
STA 99+00.00 TO STA 119+00.00

SHEET 18 OF 19

12/27/2024 2:35:14 PM – L:\112-BREA\035-BIRCH STREET REHAB PHASE 1\DESIGN\SHEETS\PHASE 1A\17-19_PHASE 1A_STRIPING.DWG – ROBBIE KREUZER

BID DOCUMENT 1-23-2025

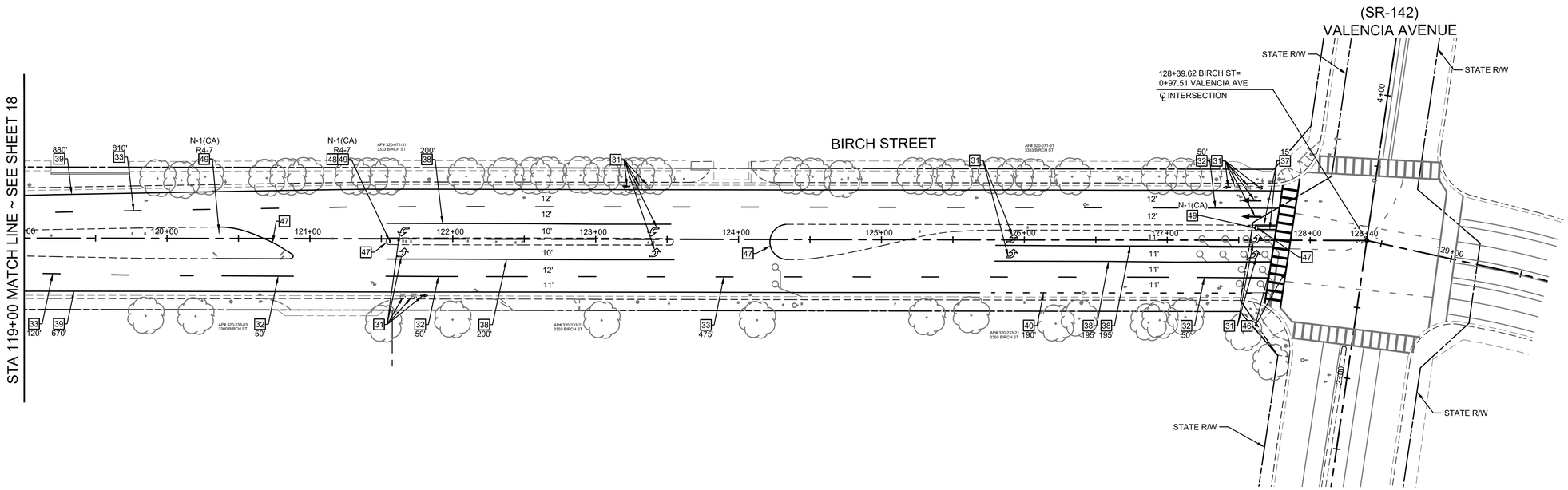

SIGNING & STRIPING CONSTRUCTION NOTES

30 — PROTECT IN PLACE.

31 — WHITE PAVEMENT LEGEND INDICATED PER CALTRANS STD. PLAN NOS. A24A THRU A24E.

32 — 8" SOLID WHITE CHANNELIZATION LINE PER CALTRANS STD. PLAN NO. A20D, DETAIL 38A.

33 — 6" BROKEN WHITE LANE LINE (W/RPM'S) PER CALTRANS STD. PLAN NO. A20A, DETAIL 9.

34 — 12" SOLID WHITE LIMIT LINE/STOP LINE/CROSSWALK.

35 — 6" SOLID DOUBLE YELLOW NO PASSING ZONE (W/RPM'S) PER CALTRANS STD. PLAN NO. A20A, DETAIL 22.

36 — 6" DOUBLE YELLOW TWO-WAY LEFT TURN LANE (W/RPM'S) PER CALTRANS STD. PLAN NO. A20B, DETAIL 32.

37 — 6" DOUBLE YELLOW MEDIAN ISLAND (W/RPM'S) PER CALTRANS STD. PLAN NO. A20B, DETAIL 29.

38 — 8" WHITE SOLID CHANNELIZATION LINE (W/RPM'S) PER CALTRANS STD. PLAN NO. A20D, DETAIL 38.

39 — 6" WHITE SOLID BIKE LANE LINE PER CALTRANS STD. PLAN NO. A20D, DETAIL 39.

40 — 6" WHITE SKIP BIKE LANE PER CALTRANS STD. PLAN NO A20D, DETAIL 39A.

41 — 12" SOLID YELLOW LIMIT LINE/STOP LINE/CROSSWALK.

42 — 12" WHITE CHEVRONS AT 25' OC.

43 — 6" DOUBLE YELLOW MEDIAN ISLAND PER CALTRANS STD. PLAN NO. A20B, DETAIL 28.

44 — 6" SOLID DOUBLE WHITE LINE (W/RPM'S).

45 — 6" WHITE CATTRACK IN INTERSECTION PER CALTRANS STD. PLAN A20D, DETAIL 40.

46 — WHITE LADDER CROSSWALK.

47 — CURB NOSE YELLOW AND INSTALL TYPE H RPM'S.

48 — REMOVE AND DISPOSE EXISTING SIGN.

49 — INSTALL SIGN. TYPE AS NOTED.

STRIPING GENERAL NOTES

1. ALL WORK TO CONFORM TO CALTRANS STANDARD PLANS.
2. REFLECTORIZE ALL STRIPES AND LEGEND. PAVEMENT LEGEND AND MARKINGS SHALL MATCH CITY STENCILS.
3. ALL CONFLICTING LINES, EXISTING CURB PAINT AND MARKINGS SHALL BE REMOVED BY WET SANDBLASTING OR OTHER APPROVED METHOD PRIOR TO INSTALLATION OF NEW STRIPING. ALL CONFLICTING RAISED PAVEMENT MARKERS HALL BE REMOVED. PAVEMENT THAT IS DAMAGED DUE TO REMOVAL OF MARKERS HALL BE REPAIRED TO THE SATISFACTION OF THE ENGINEER.
4. FIRST STRIPING COAT SHALL BE APPLIED WITHIN 72 HOURS OF SURFACE COURSE PLACEMENT OF STREETS OPEN TO PUBLIC. IN NO CASE SHALL A NEWLY PAVED STREET OPEN TO THE PUBLIC BE LEFT UNSTRIPED OVER WEEKEND OR HOLIDAY. SECOND STRIPING COAT SHALL BE APPLIED WITHIN 7 CALENDAR DAYS FROM COMPLETION OF PAVING.
5. ALL DETAILS AND MARKINGS NOTED HEREON SHALL CONFORM WITH CALTRANS STANDARD PLANS NOS. A20A THROUGH A20C AND A24A THROUGH A24E.
6. ALL PAVEMENT STRIPING AND MARKINGS SHALL BE THERMOPLASTIC.

N

SCALE: 1"= 40'

0 40 80 120

FOR REDUCED PLANS

811 Know what's below. Call before you dig.

REVISIONS

REV.	DATE	BY	DESCRIPTION	APP'V'D	REV.	DATE	BY	DESCRIPTION	APP'V'D

PLAN PREPARED BY:

KREUZER CONSULTING GROUP
18872 MacArthur Blvd, Suite 210
Irvine, CA. 92612
714-656-0160

10/28/24

RICK KREUZER, P.E.
R.C.E. NO. 42407

DATE

PREPARED UNDER THE SUPERVISION OF:

REGISTERED PROFESSIONAL ENGINEER — RICK KREUZER — No. 42407 — Exp. 3-31-26 — CIVIL — STATE OF CALIFORNIA

CITY OF BREA
PUBLIC WORKS DEPARTMENT

STRIPING PLAN

BIRCH STREET

STA 119+00.00 TO VALENCIA AVE

SHEET 19 OF 19

12/27/2024 2:35:18 PM – L:\112-BREA\035-BIRCH STREET REHAB PHASE 1\DESIGN\SHEETS\PHASE 1A\17-19 PHASE 1A STRIPING.DWG – ROBBIE KREUZER

BID DOCUMENT 1-23-2025

AC LEVEL COURSE 4.6 SF

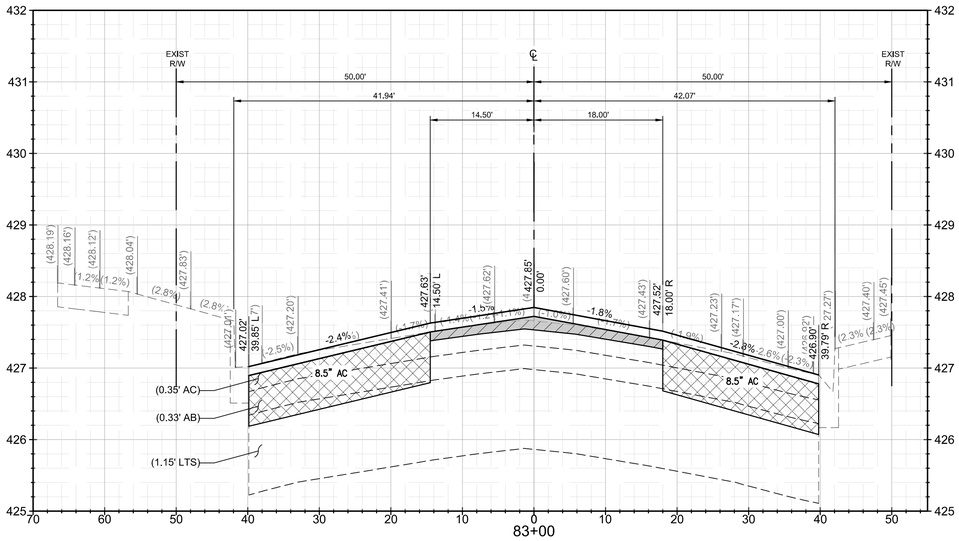

AC LEVEL COURSE 6.4 SF

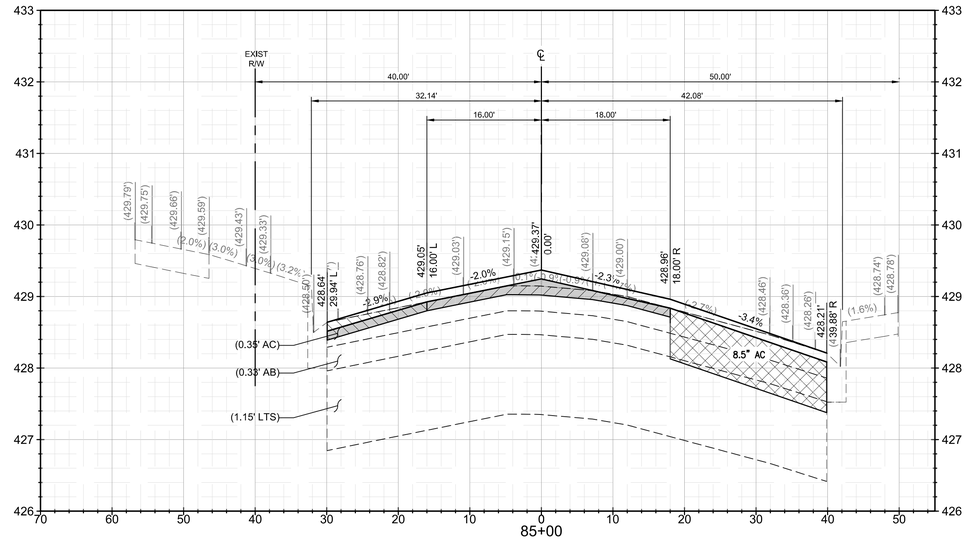

AC LEVEL COURSE 8.6 SF

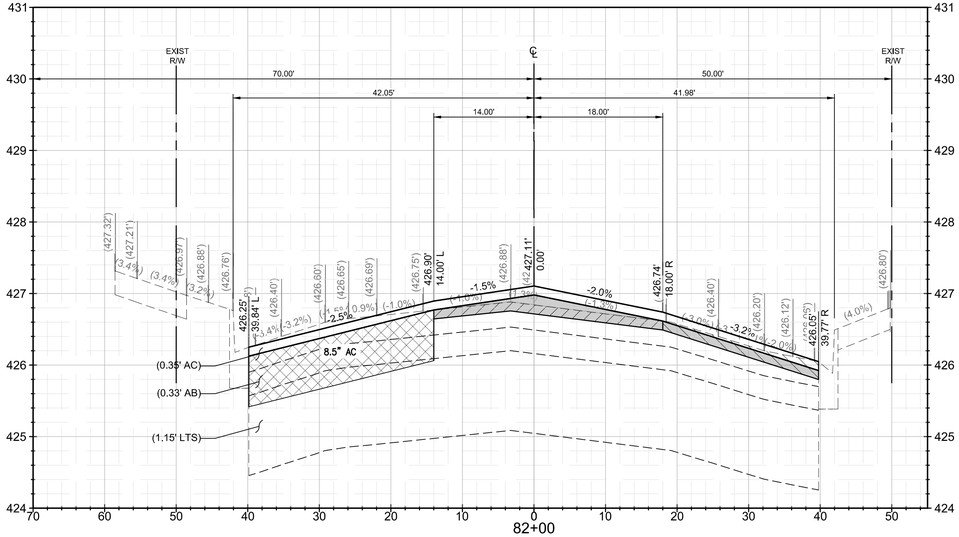

AC LEVEL COURSE 6.8 SF

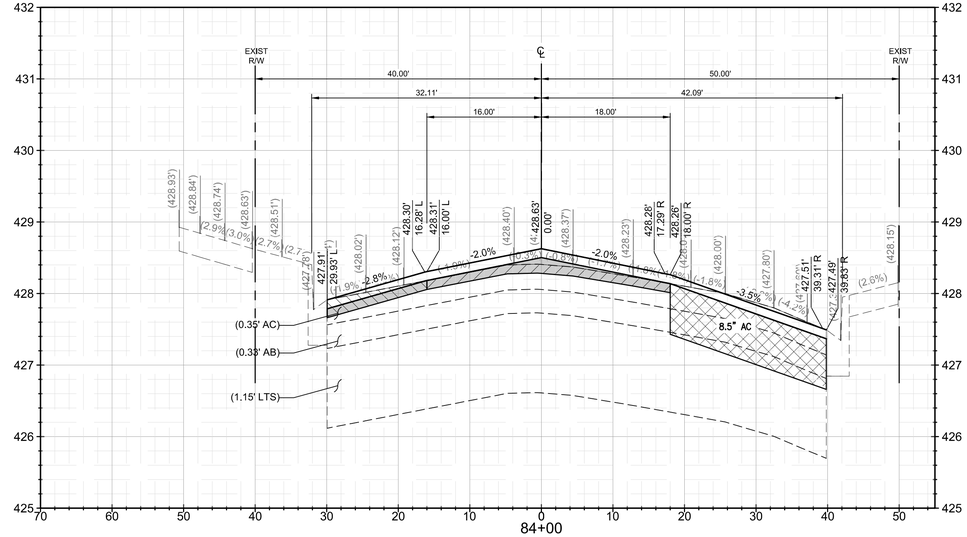

LEGEND

- 1.5" MILL
- VAR MILL (1.5" TO 3")
- ROADWAY R&R
- AC LEVEL COURSE
- SIDEWALK R&R

Know what's below. Call before you dig.

REV.	DATE	BY	DESCRIPTION	APP'VD	REV.	DATE	BY	DESCRIPTION	APP'VD

PLAN PREPARED BY:

KREUZER CONSULTING GROUP
18872 MacArthur Blvd, Suite 210
Irvine, CA. 92612
714-656-0160

CITY REVIEW BLOCK

	REVIEWED BY	DATE
MAINTENANCE OPERATIONS		
TRAFFIC/STREET LIGHTING		
ENGINEERING		
RIGHT-OF-WAY		

PREPARED UNDER THE SUPERVISION OF:

REGISTERED PROFESSIONAL ENGINEER
RICK KREUZER
No. 42407
Exp. 3-31-24
CIVIL
STATE OF CALIFORNIA

RICK KREUZER DATE
R.C.E. NO. 42407

CITY OF BREA

BREA CALIFORNIA

PUBLIC WORKS DEPARTMENT

BIRCH STREET IMPROVEMENTS FROM KRAEMER BLVD TO VALENCIA ST CROSS SECTION

STA 82+00 TO STA 85+00

SHEET X-1 OF 12

12/19/2024 12:48:08 PM - L:\112-BREA\035-BIRCH STREET REHAB PHASE I\DESIGN\SHEETS\PHASE I A - STXS (100') BIRCH SH01-06.DWG - ROBBIE KREUZER

AC LEVEL COURSE 2.3 SF

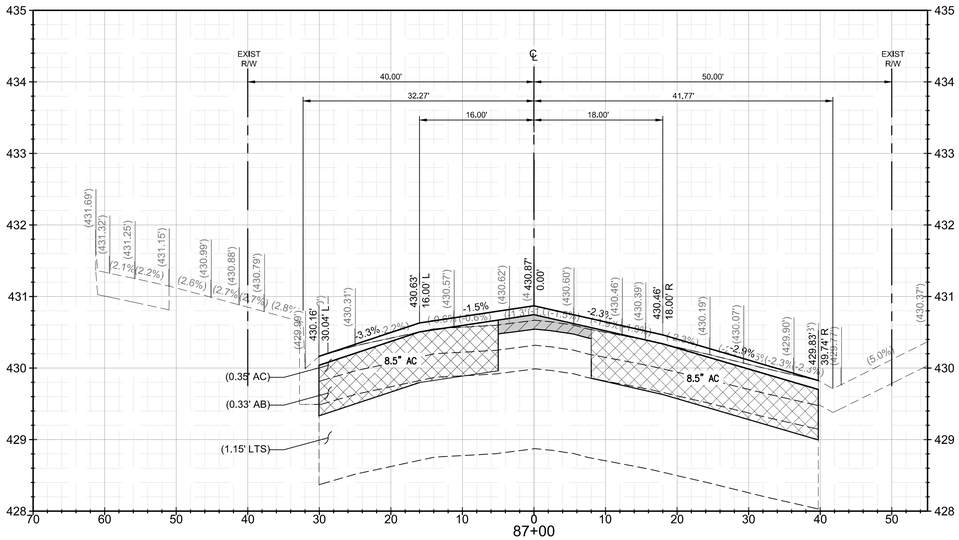

87+00

AC LEVEL COURSE 3.6 SF

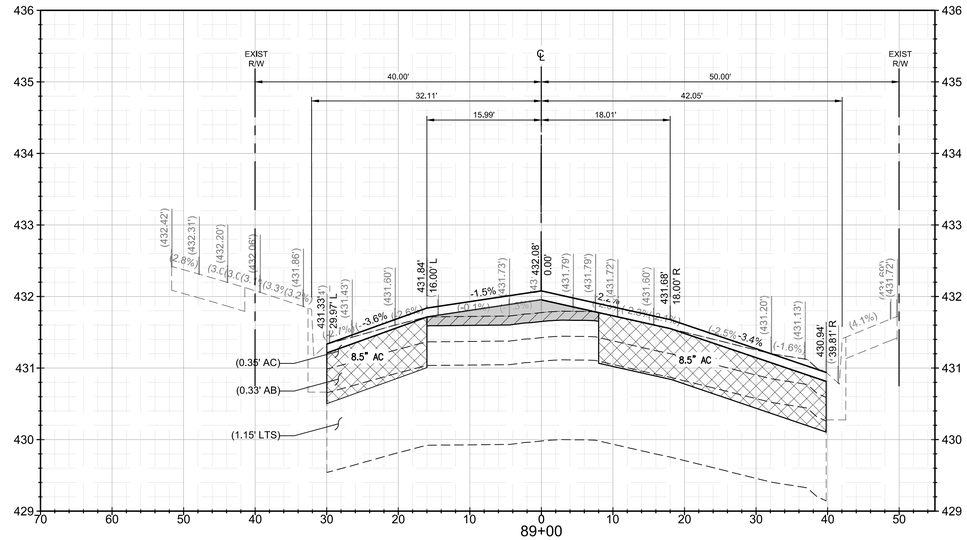

89+00

AC LEVEL COURSE 4.4 SF

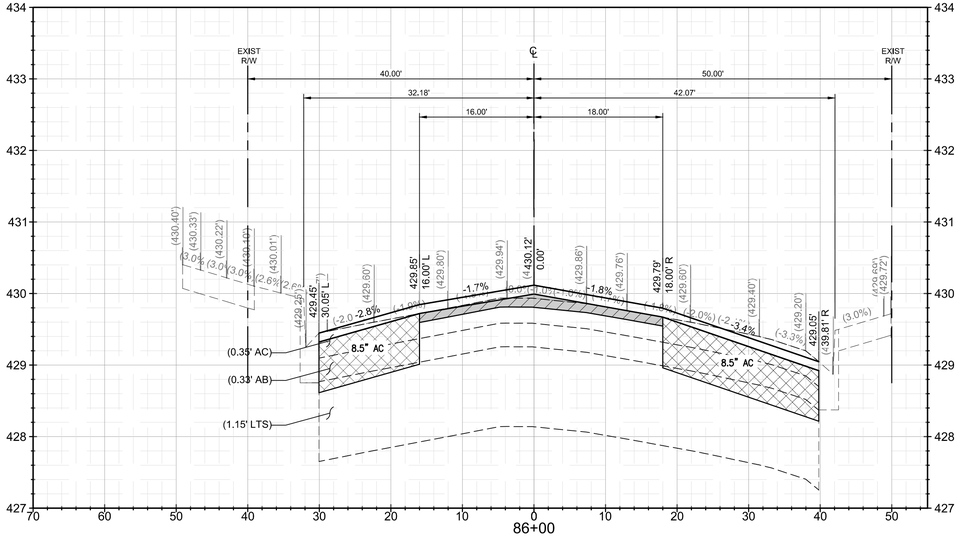

86+00

AC LEVEL COURSE 6.2 SF

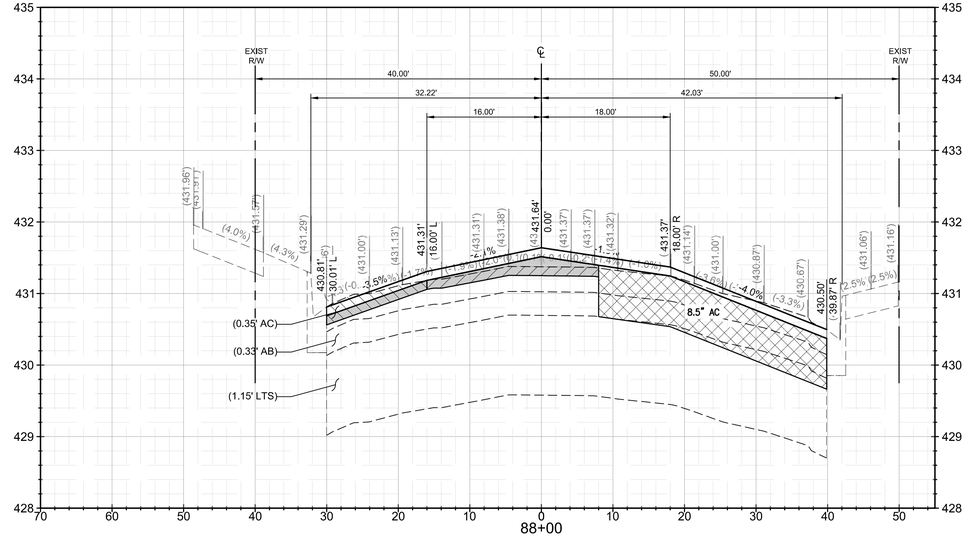

88+00

LEGEND

- 1.5" MILL
- VAR MILL (1.5" TO 3")
- ROADWAY R&R
- AC LEVEL COURSE
- SIDEWALK R&R

811 Know what's below. Call before you dig.

REV.	DATE	BY	DESCRIPTION	APP'V'D	REV.	DATE	BY	DESCRIPTION	APP'V'D

PLAN PREPARED BY:

KREUZER CONSULTING GROUP
18872 MacArthur Blvd, Suite 210
Irvine, CA. 92612
714-656-0160

CITY REVIEW BLOCK

	REVIEWED BY	DATE
MAINTENANCE OPERATIONS		
TRAFFIC/STREET LIGHTING		
ENGINEERING		
RIGHT-OF-WAY		

PREPARED UNDER THE SUPERVISION OF:

REGISTERED PROFESSIONAL ENGINEER
RICK KREUZER
No. 42407
Exp. 3-31-24
CIVIL
STATE OF CALIFORNIA

RICK KREUZER DATE
R.C.E. NO. 42407

CITY OF BREA

BREA CALIFORNIA

PUBLIC WORKS DEPARTMENT

BIRCH STREET IMPROVEMENTS
FROM KRAEMER BLVD TO VALENCIA ST
CROSS SECTION
STA 86+00 TO STA 89+00

SHEET X-2 OF 12

12/19/2024 12:48:17 PM - L:\112-BREA\035-BIRCH STREET REHAB PHASE 1\DESIGN\SHEETS\PHASE 1A\X-SECTIONS\PHASE 1A - STXS (100') BIRCH_SH01-06.DWG - ROBBIE KREUZER

AC LEVEL COURSE 5.5 SF

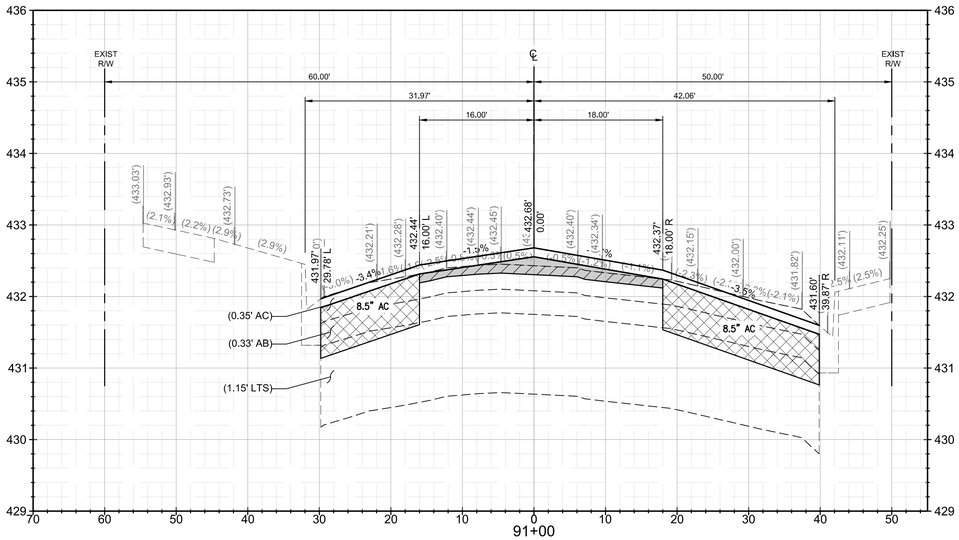

AC LEVEL COURSE 7.1 SF

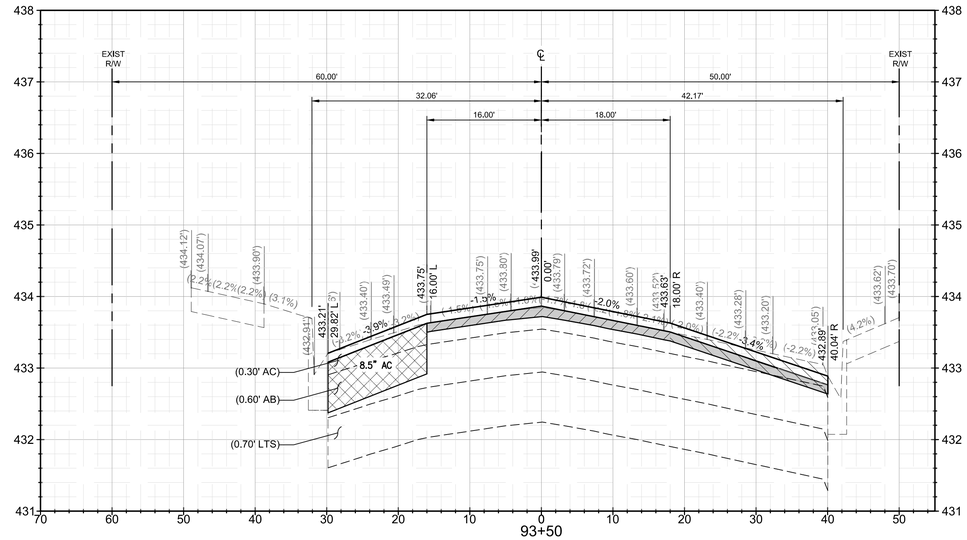

AC LEVEL COURSE 2.5 SF

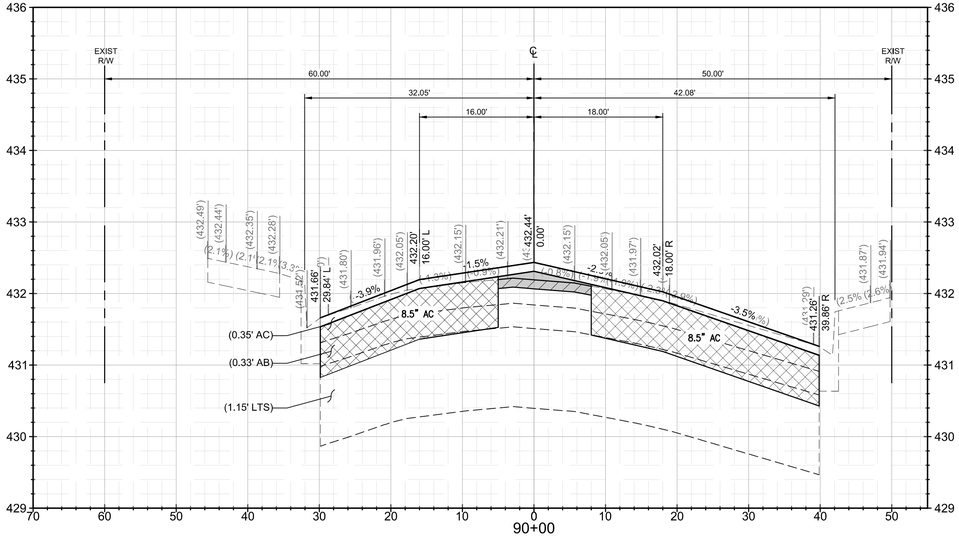

AC LEVEL COURSE 4.0 SF

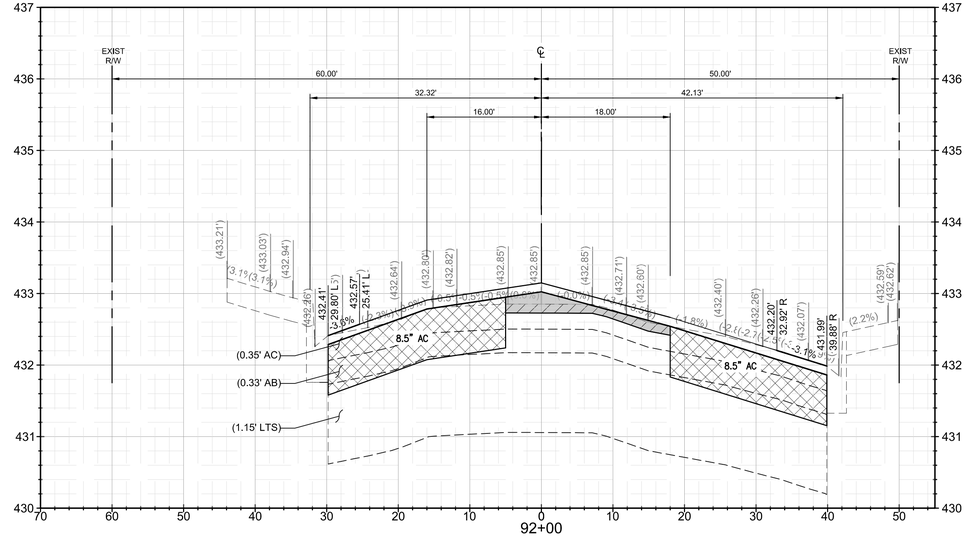

LEGEND

- 1.5" MILL
- VAR MILL (1.5" TO 3")
- ROADWAY R&R
- AC LEVEL COURSE
- SIDEWALK R&R

Know what's below. Call before you dig.

REV.	DATE	BY	DESCRIPTION	APP'VD	REV.	DATE	BY	DESCRIPTION	APP'VD

PLAN PREPARED BY:

KREUZER CONSULTING GROUP
18872 MacArthur Blvd, Suite 210
Irvine, CA. 92612
714-656-0160

CITY REVIEW BLOCK

	REVIEWED BY	DATE
MAINTENANCE OPERATIONS		
TRAFFIC/STREET LIGHTING		
ENGINEERING		
RIGHT-OF-WAY		

PREPARED UNDER THE SUPERVISION OF:

REGISTERED PROFESSIONAL ENGINEER
RICK KREUZER
No. 42407
Exp. 3-31-24
CIVIL
STATE OF CALIFORNIA

RICK KREUZER DATE
R.C.E. NO. 42407

CITY OF BREA

BREA CALIFORNIA

PUBLIC WORKS DEPARTMENT

BIRCH STREET IMPROVEMENTS FROM KRAEMER BLVD TO VALENCIA ST CROSS SECTION

STA 90+00 TO STA 93+50

SHEET X-3 OF 12

12/19/2024 12:48:26 PM - L:\112-BREA\005-BIRCH STREET REHAB PHASE I\DESIGN\SHEETS\PHASE I\AX-SECTIONS\PHASE 1A - STXS (100) BIRCH SH01-06.DWG - ROBBIE KREUZER

AC LEVEL COURSE 3.2 SF

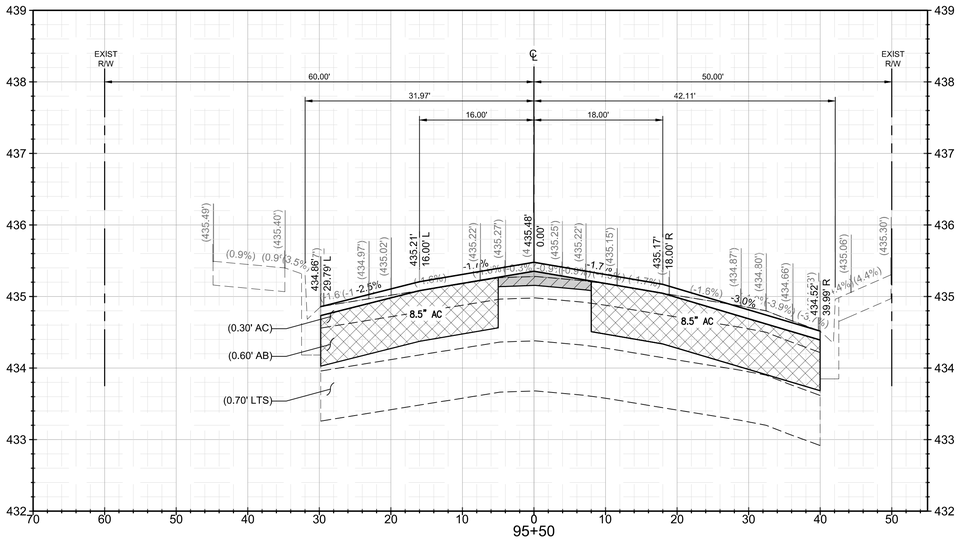

AC LEVEL COURSE 7.8 SF

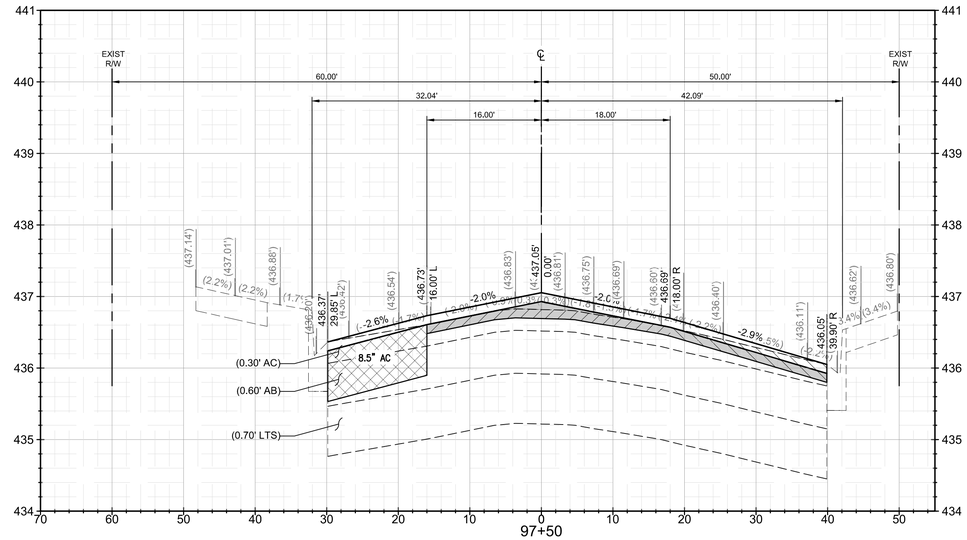

AC LEVEL COURSE 6.0 SF

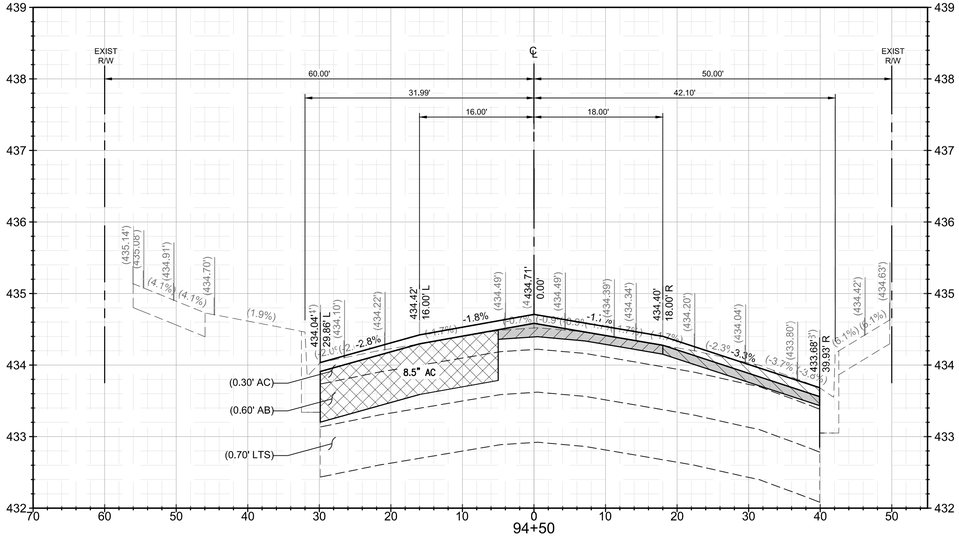

AC LEVEL COURSE 6.4 SF

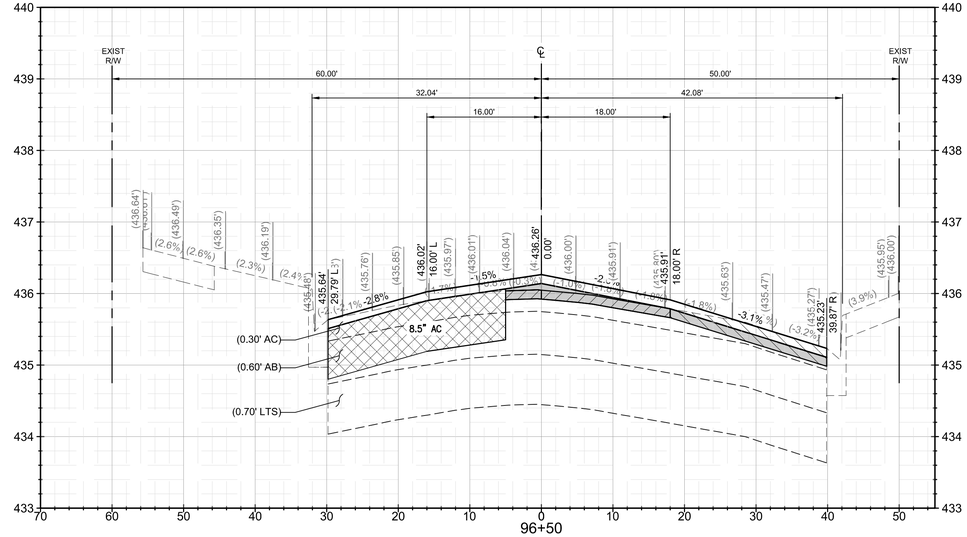

LEGEND

- 1.5" MILL
- VAR MILL (1.5" TO 3")
- ROADWAY R&R
- AC LEVEL COURSE
- SIDEWALK R&R

Know what's below. Call before you dig.

REV.	DATE	BY	DESCRIPTION	APP'V'D	REV.	DATE	BY	DESCRIPTION	APP'V'D

PLAN PREPARED BY:

KREUZER CONSULTING GROUP
18872 MacArthur Blvd, Suite 210
Irvine, CA. 92612
714-656-0160

CITY REVIEW BLOCK

	REVIEWED BY	DATE
MAINTENANCE OPERATIONS		
TRAFFIC/STREET LIGHTING		
ENGINEERING		
RIGHT-OF-WAY		

PREPARED UNDER THE SUPERVISION OF:

REGISTERED PROFESSIONAL ENGINEER
RICK KREUZER
No. 42407
Exp. 3-31-24
CIVIL
STATE OF CALIFORNIA

RICK KREUZER DATE
R.C.E. NO. 42407

CITY OF BREA

BREA CALIFORNIA

PUBLIC WORKS DEPARTMENT

BIRCH STREET IMPROVEMENTS FROM KRAEMER BLVD TO VALENCIA ST CROSS SECTION

STA 94+50 TO STA 97+50

SHEET X-4 OF 12

12/19/2024 12:48:35 PM - L:\112-BREA\035-BIRCH STREET REHAB PHASE I\DESIGN\SHEETS\PHASE I\AX-SECTIONS\PHASE 1A - STXS (100') BIRCH SH01-06.DWG - ROBBIE KREUZER

AC LEVEL COURSE 5.5 SF

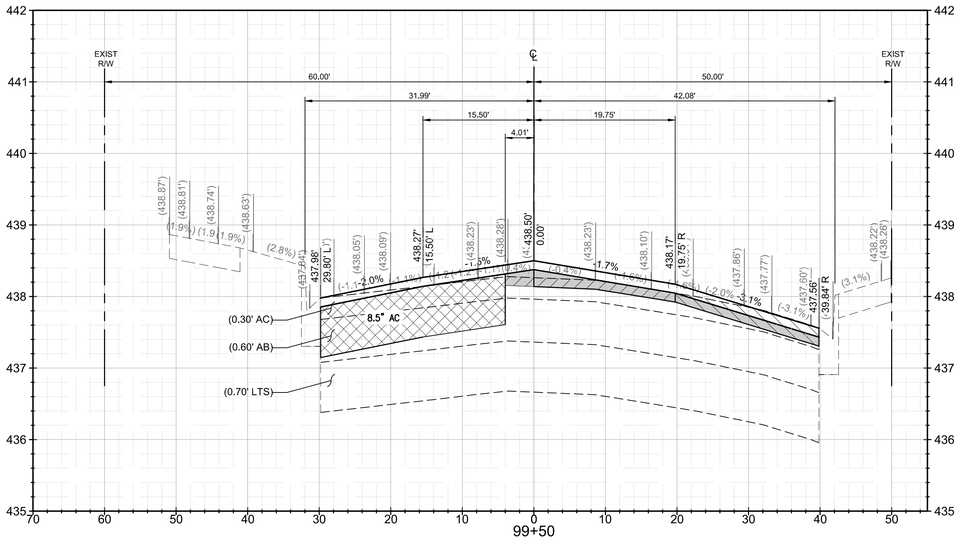

AC LEVEL COURSE 6.4 SF

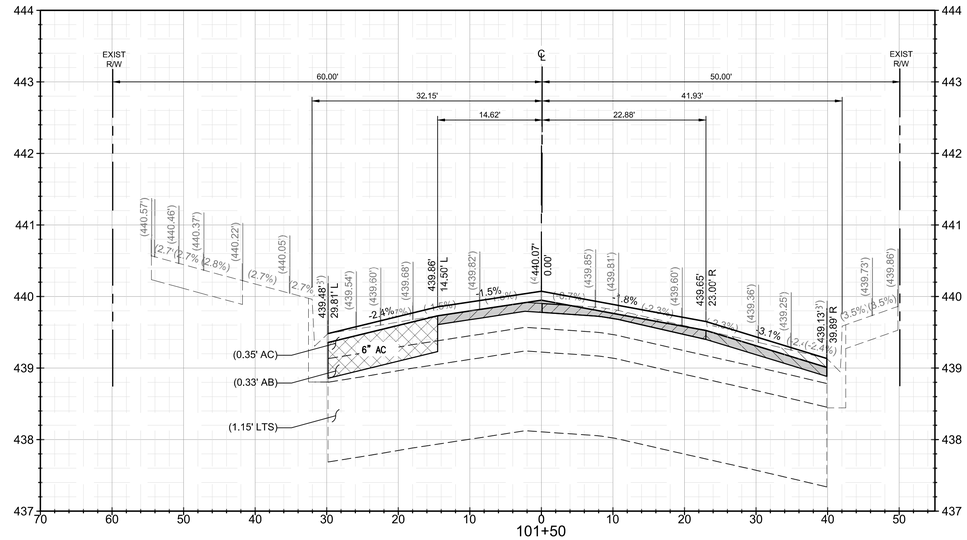

AC LEVEL COURSE 4.9 SF

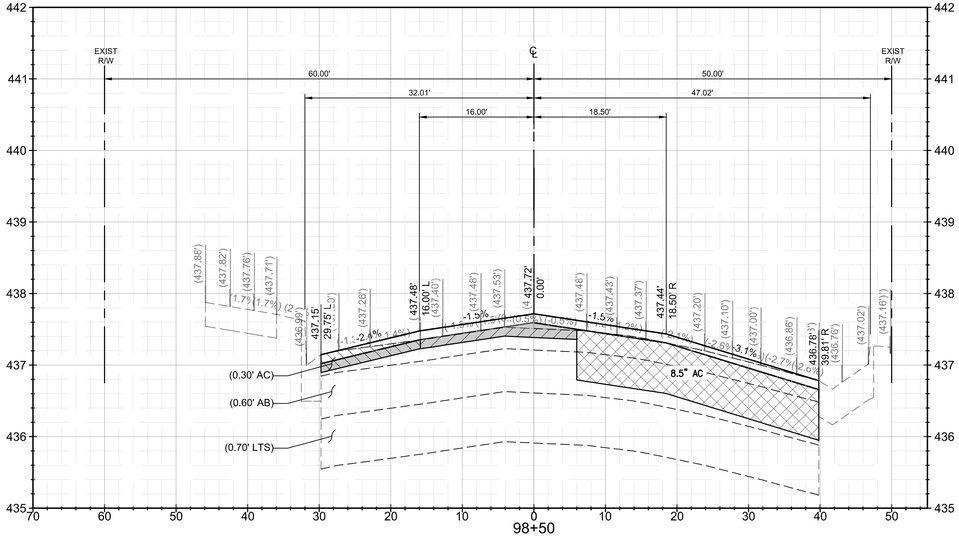

AC LEVEL COURSE 5.8 SF

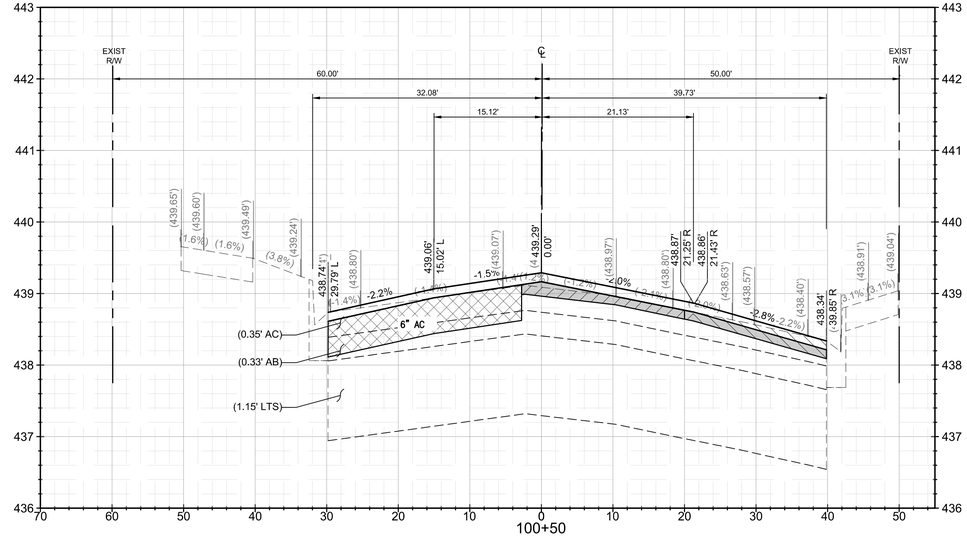

LEGEND

- 1.5" MILL
- VAR MILL (1.5" TO 3")
- ROADWAY R&R
- AC LEVEL COURSE
- SIDEWALK R&R

Know what's below. Call before you dig.

REV.	DATE	BY	DESCRIPTION	APP'V'D	REV.	DATE	BY	DESCRIPTION	APP'V'D

PLAN PREPARED BY:

KREUZER CONSULTING GROUP
18872 MacArthur Blvd, Suite 210
Irvine, CA. 92612
714-656-0160

CITY REVIEW BLOCK

	REVIEWED BY	DATE
MAINTENANCE OPERATIONS		
TRAFFIC/STREET LIGHTING		
ENGINEERING		
RIGHT-OF-WAY		

PREPARED UNDER THE SUPERVISION OF:

REGISTERED PROFESSIONAL ENGINEER — RICK KREUZER — No. 42407 — Exp. 3-31-24 — CIVIL — STATE OF CALIFORNIA

RICK KREUZER DATE
R.C.E. NO. 42407

CITY OF BREA

BREA CALIFORNIA

PUBLIC WORKS DEPARTMENT

BIRCH STREET IMPROVEMENTS FROM KRAEMER BLVD TO VALENCIA ST CROSS SECTION

STA 98+50 TO STA 101+50

SHEET X-5 OF 12

12/19/2024 12:48:44 PM - L:\112-BREA\005-BIRCH STREET REHAB PHASE I\DESIGN\SHEETS\PHASE I\AX-SECTIONS\PHASE 1A - STXS (100') BIRCH SH01-06.DWG - ROBBIE KREUZER

AC LEVEL COURSE 4.4 SF

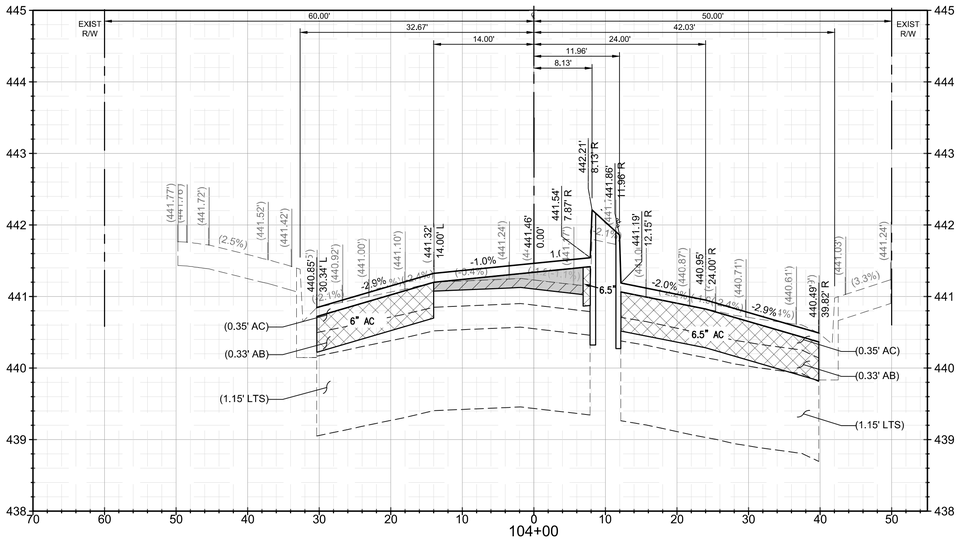

AC LEVEL COURSE = 0.0 SQUARE FEET

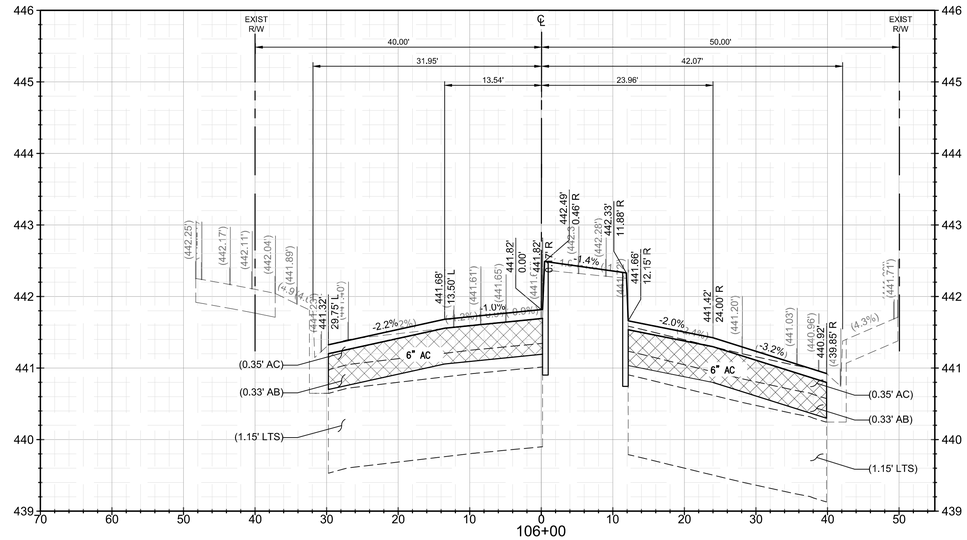

AC LEVEL COURSE 8.2 SF

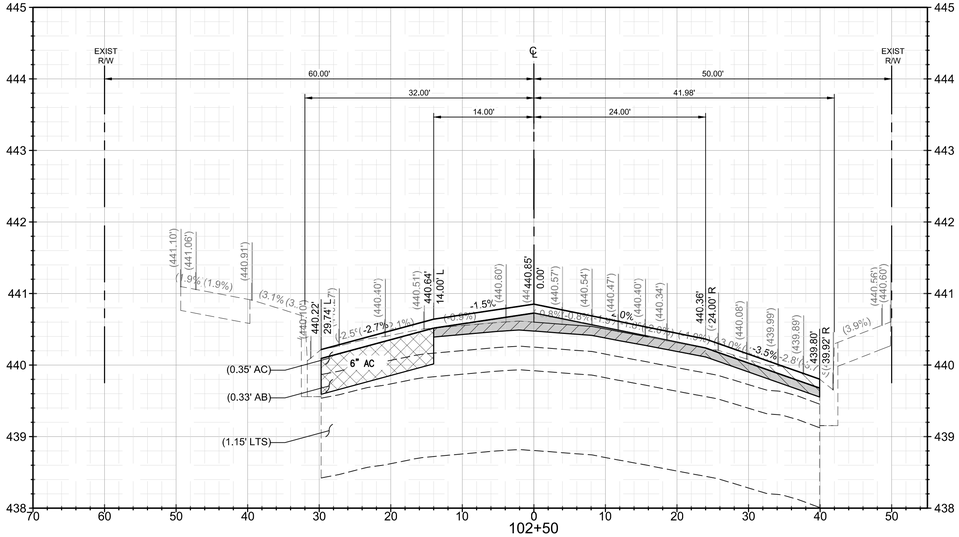

AC LEVEL COURSE 5.2 SF

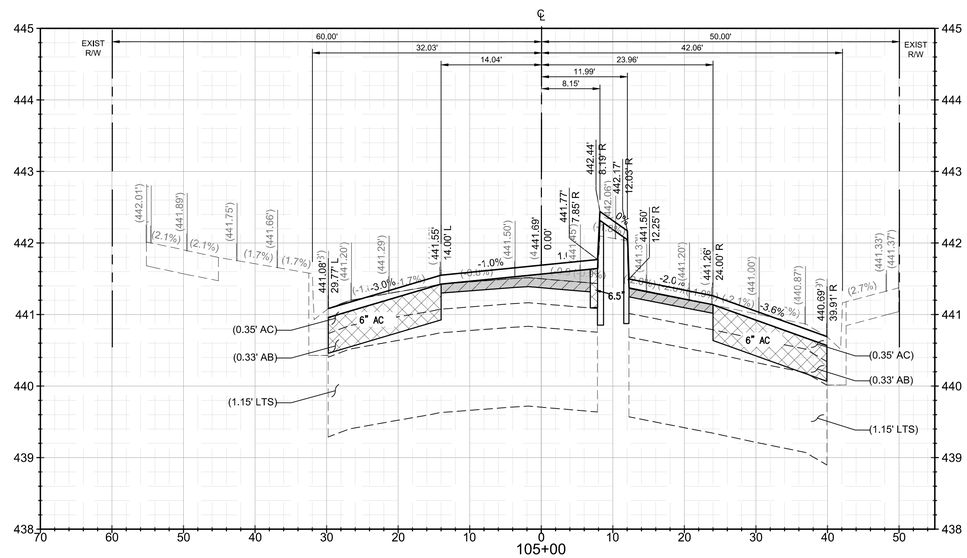

LEGEND

- 1.5" MILL
- VAR MILL (1.5" TO 3")
- ROADWAY R&R
- AC LEVEL COURSE
- SIDEWALK R&R

REV.	DATE	BY	DESCRIPTION	APP'V'D	REV.	DATE	BY	DESCRIPTION	APP'V'D

Know what's below. Call before you dig.

PLAN PREPARED BY:

KREUZER CONSULTING GROUP
18872 MacArthur Blvd, Suite 210
Irvine, CA. 92612
714-656-0160

CITY REVIEW BLOCK	REVIEWED BY	DATE
MAINTENANCE OPERATIONS		
TRAFFIC/STREET LIGHTING		
ENGINEERING		
RIGHT-OF-WAY		

PREPARED UNDER THE SUPERVISION OF:

REGISTERED PROFESSIONAL ENGINEER
RICK KREUZER
No. 42407
Exp. 3-31-24
CIVIL
STATE OF CALIFORNIA

RICK KREUZER DATE
R.C.E. NO. 42407

CITY OF BREA

BREA CALIFORNIA

PUBLIC WORKS DEPARTMENT

BIRCH STREET IMPROVEMENTS FROM KRAEMER BLVD TO VALENCIA ST CROSS SECTION

STA 102+50 TO STA 106+00

SHEET X-6 OF 12

12/19/2024 12:48:53 PM - L:\112-BREA\035-BIRCH STREET REHAB PHASE I\DESIGN\SHEETS\PHASE I\AX-SECTIONS\PHASE 1A - STXS (100) BIRCH SH01-06.DWG - ROBBIE KREUZER

AC LEVEL COURSE 2.1 SF

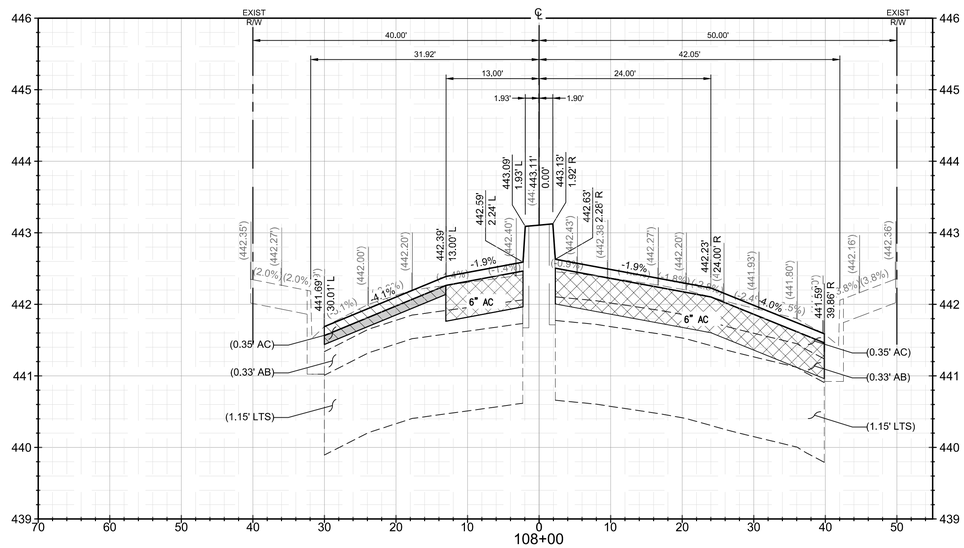

AC LEVEL COURSE 6.1 SF

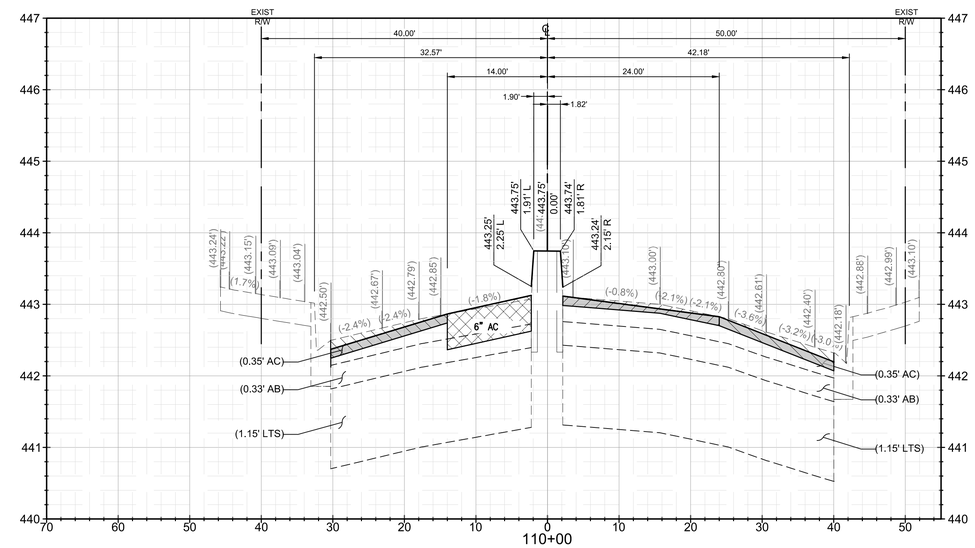

AC LEVEL COURSE 2.1 SF

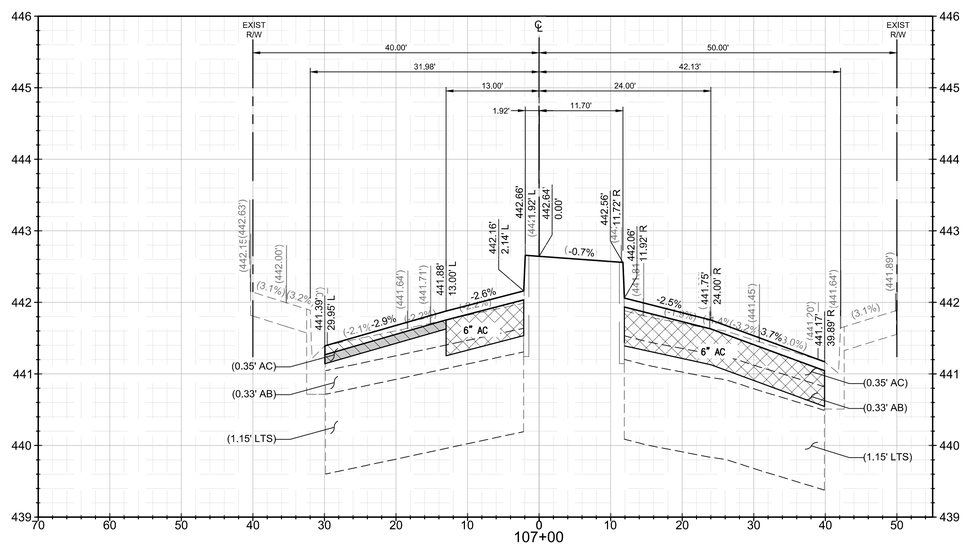

AC LEVEL COURSE 4.4 SF

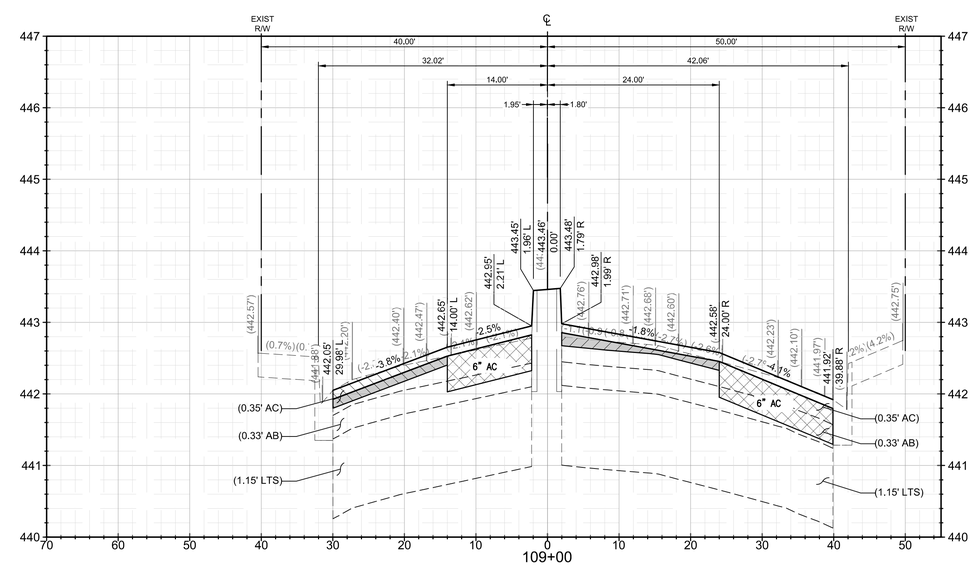

LEGEND

- 1.5" MILL
- VAR MILL (1.5" TO 3")
- ROADWAY R&R
- AC LEVEL COURSE
- SIDEWALK R&R

12/10/2024 12:49:10 PM - L:\112-BREA\035-BIRCH STREET REHAB PHASE 1\DESIGN\SHEETS\PHASE 1\XX-SECTIONS\PHASE 1A - STXS (100') BIRCH SH07-12.DWG - ROBBIE KREUZER

Know what's below. Call before you dig.

REV.	DATE	BY	DESCRIPTION	APP'V'D	REV.	DATE	BY	DESCRIPTION	APP'V'D

PLAN PREPARED BY:

KREUZER CONSULTING GROUP
18872 MacArthur Blvd, Suite 210
Irvine, CA. 92612
714-656-0160

CITY REVIEW BLOCK

	REVIEWED BY	DATE
MAINTENANCE OPERATIONS		
TRAFFIC/STREET LIGHTING		
ENGINEERING		
RIGHT-OF-WAY		

PREPARED UNDER THE SUPERVISION OF:

REGISTERED PROFESSIONAL ENGINEER
RICK KREUZER
No. 42407
Exp. 3-31-24
CIVIL
STATE OF CALIFORNIA

RICK KREUZER DATE
R.C.E. NO. 42407

CITY OF BREA

BREA CALIFORNIA

PUBLIC WORKS DEPARTMENT

BIRCH STREET IMPROVEMENTS FROM KRAEMER BLVD TO VALENCIA ST CROSS SECTION

STA 107+00 TO STA 110+00

SHEET X-7 OF 12

AC LEVEL COURSE 7.6 SF

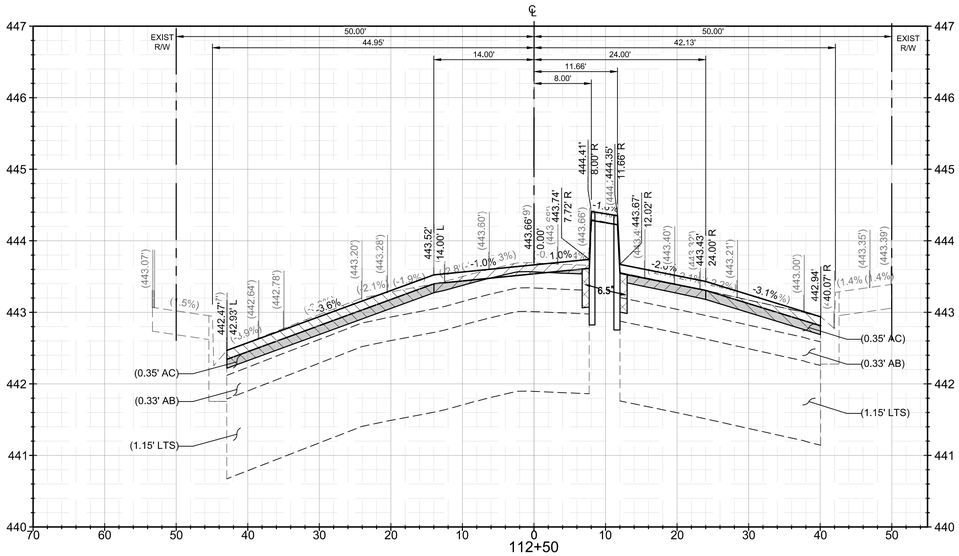

AC LEVEL COURSE 9.0 SF

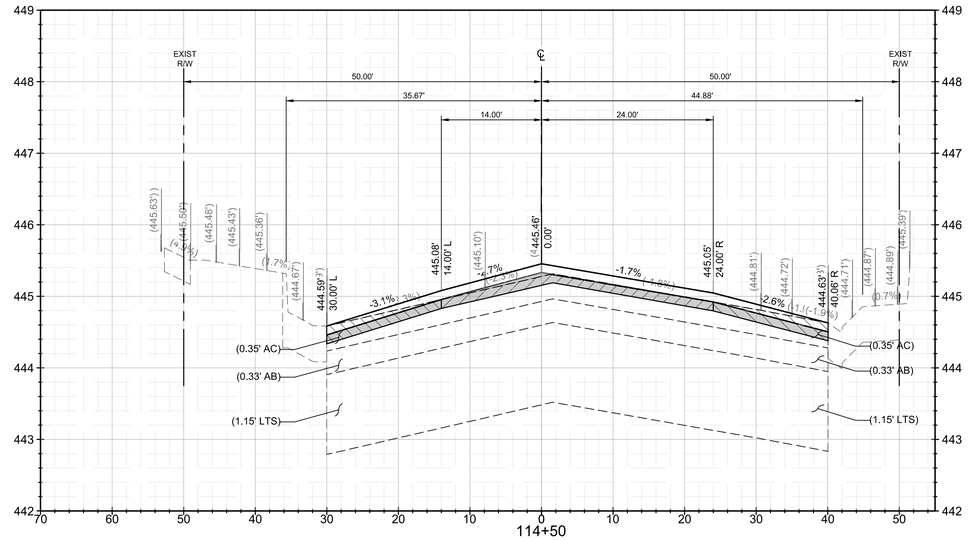

AC LEVEL COURSE 10.3 SF

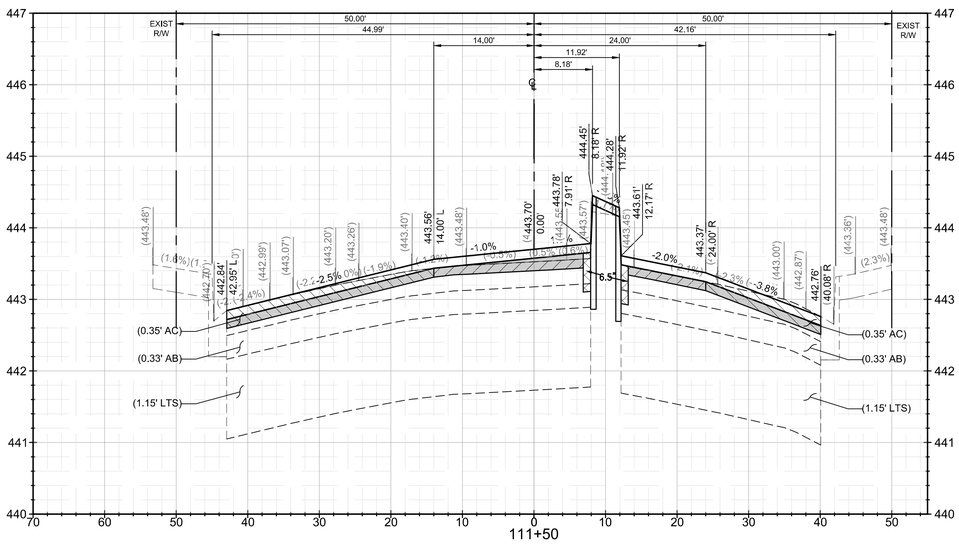

AC LEVEL COURSE 10.1 SF

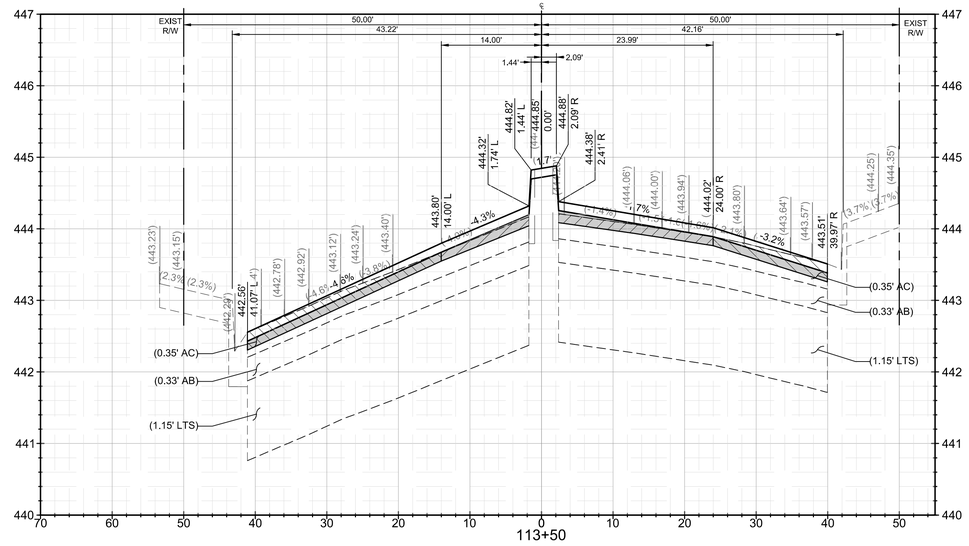

LEGEND

- 1.5" MILL
- VAR MILL (1.5" TO 3")
- ROADWAY R&R
- AC LEVEL COURSE
- SIDEWALK R&R

811 Know what's below. Call before you dig.

REV.	DATE	BY	DESCRIPTION	APP'V'D	REV.	DATE	BY	DESCRIPTION	APP'V'D

PLAN PREPARED BY:

KREUZER CONSULTING GROUP
18872 MacArthur Blvd, Suite 210
Irvine, CA. 92612
714-656-0160

CITY REVIEW BLOCK

	REVIEWED BY	DATE
MAINTENANCE OPERATIONS		
TRAFFIC/STREET LIGHTING		
ENGINEERING		
RIGHT-OF-WAY		

PREPARED UNDER THE SUPERVISION OF:

REGISTERED PROFESSIONAL ENGINEER
RICK KREUZER
No. 42407
Exp. 3-31-24
CIVIL
STATE OF CALIFORNIA

RICK KREUZER DATE
R.C.E. NO. 42407

CITY OF BREA

BREA CALIFORNIA

PUBLIC WORKS DEPARTMENT

BIRCH STREET IMPROVEMENTS FROM KRAEMER BLVD TO VALENCIA ST CROSS SECTION

STA 111+50 TO STA 114+50

SHEET X-8 OF 12

12/19/2024 12:49:19 PM - L:\112-BREA\035-BIRCH STREET REHAB PHASE 1\DESIGN\SHEETS\PHASE 1\AX-SECTIONS\PHASE 1A - STXS (100') BIRCH_SH07-12.DWG - ROBBIE KREUZER

AC LEVEL COURSE 8.0 SF

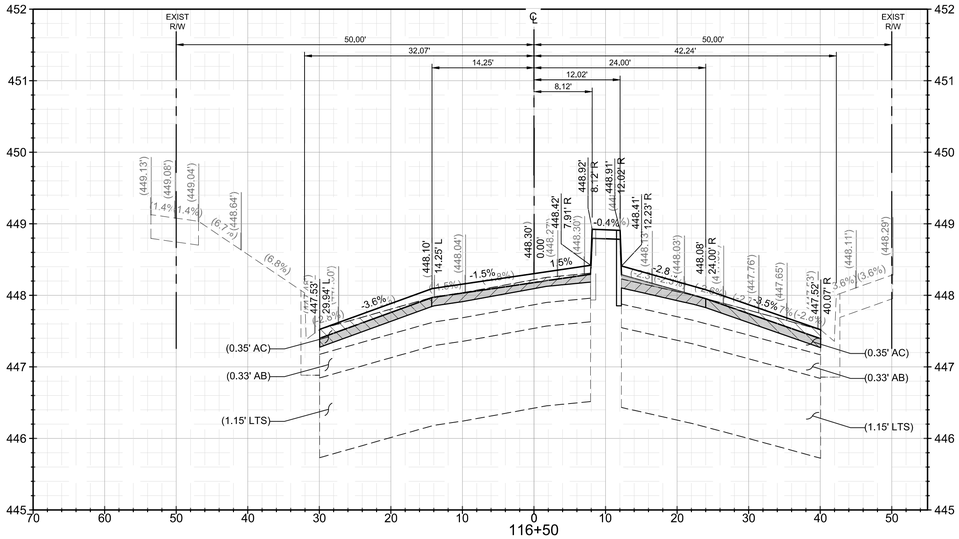

AC LEVEL COURSE 7.1 SF

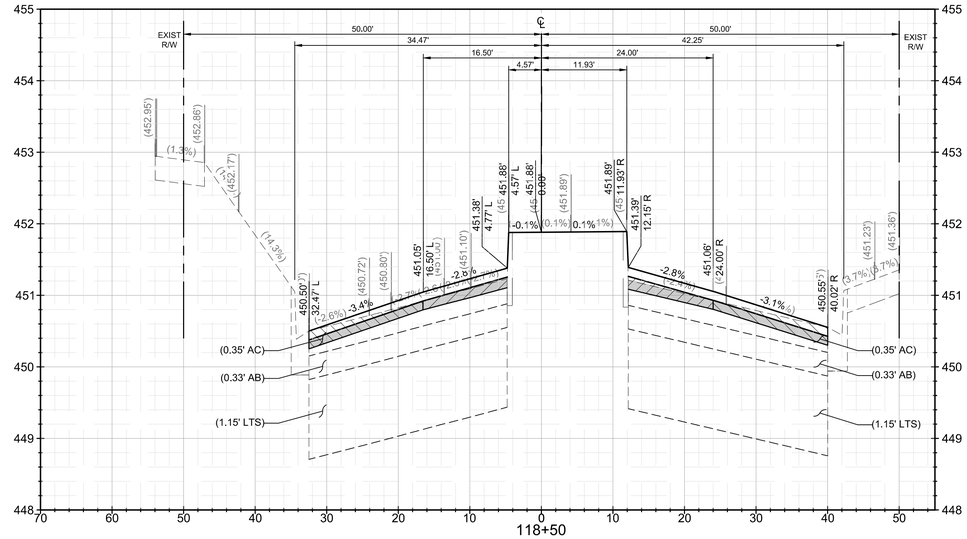

AC LEVEL COURSE 8.2 SF

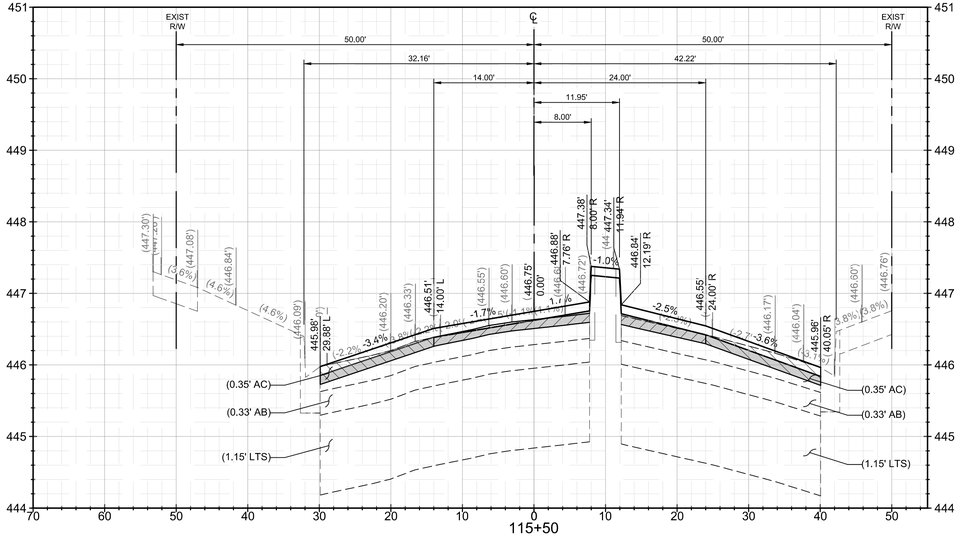

AC LEVEL COURSE 7.5 SF

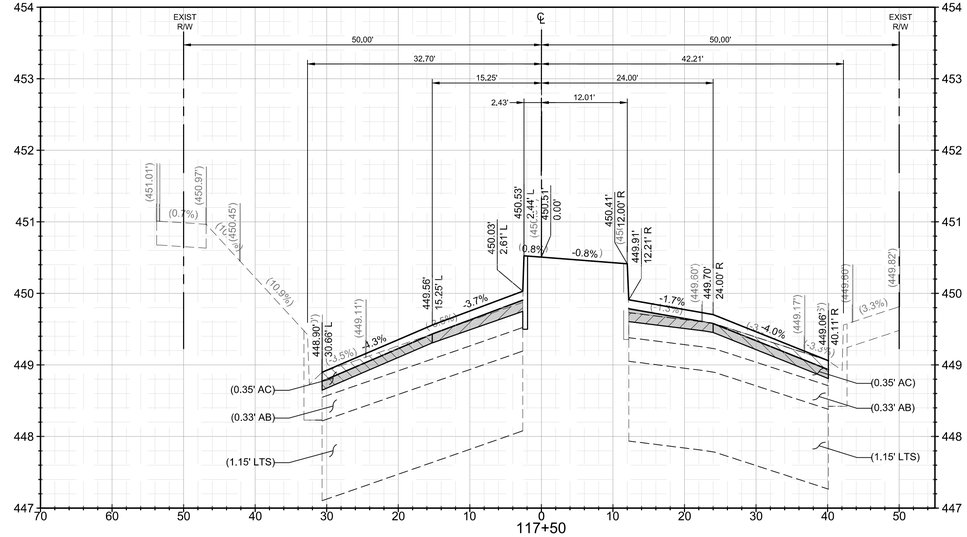

LEGEND

- 1.5" MILL
- VAR MILL (1.5" TO 3")
- ROADWAY R&R
- AC LEVEL COURSE
- SIDEWALK R&R

Know what's below. Call before you dig.

REV.	DATE	BY	DESCRIPTION	APP'V'D	REV.	DATE	BY	DESCRIPTION	APP'V'D

PLAN PREPARED BY:

KREUZER CONSULTING GROUP
18872 MacArthur Blvd, Suite 210
Irvine, CA. 92612
714-656-0160

CITY REVIEW BLOCK	REVIEWED BY	DATE
MAINTENANCE OPERATIONS		
TRAFFIC/STREET LIGHTING		
ENGINEERING		
RIGHT-OF-WAY		

PREPARED UNDER THE SUPERVISION OF:

REGISTERED PROFESSIONAL ENGINEER — RICK KREUZER — No. 42407 — Exp. 3-31-24 — CIVIL — STATE OF CALIFORNIA

RICK KREUZER DATE
R.C.E. NO. 42407

CITY OF BREA

BREA CALIFORNIA

PUBLIC WORKS DEPARTMENT

BIRCH STREET IMPROVEMENTS FROM KRAEMER BLVD TO VALENCIA ST CROSS SECTION

STA 115+50 TO STA 118+50

SHEET X-9 OF 12

12/19/2024 12:49:28 PM - L:\112-BREA\035-BIRCH STREET REHAB PHASE 1\DESIGN\SHEETS\PHASE 1A\X-SECTIONS\PHASE 1A - STXS (100) BIRCH SN07-12.DWG - ROBBIE KREUZER

AC LEVEL COURSE 5.0 SF

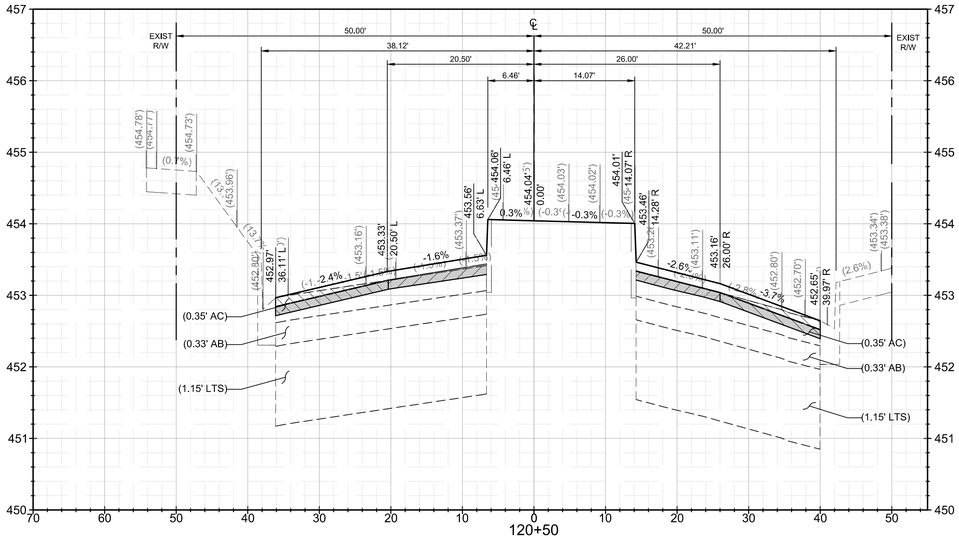

AC LEVEL COURSE 6.4 SF

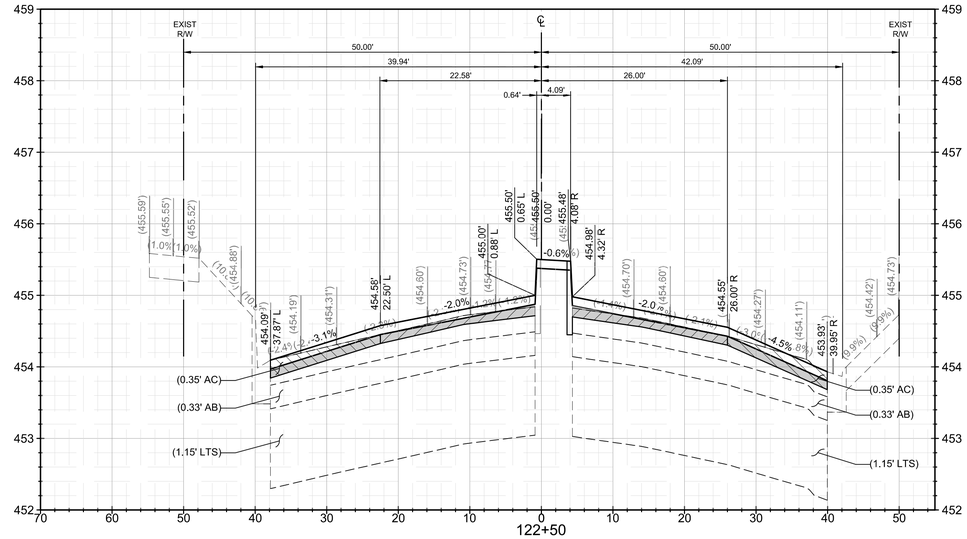

AC LEVEL COURSE 7.3 SF

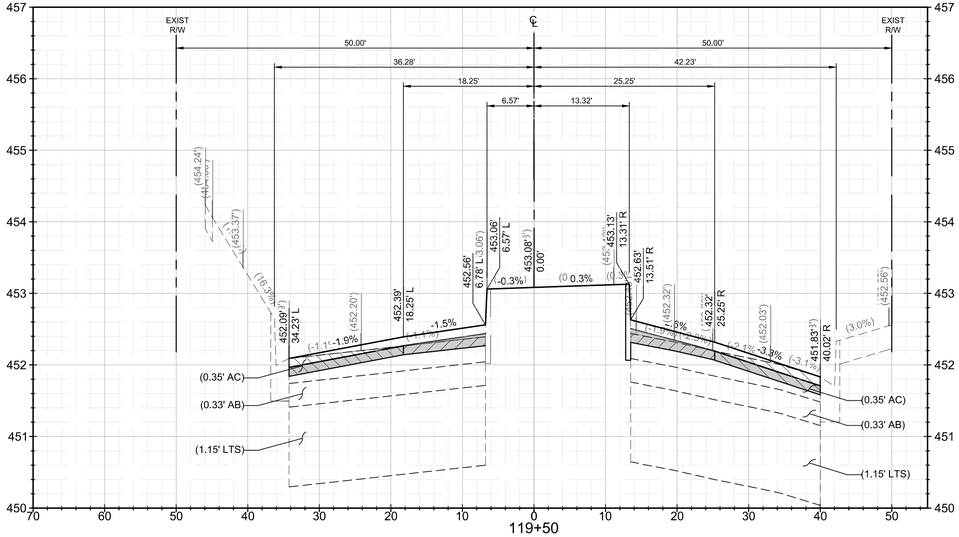

AC LEVEL COURSE 10.9 SF

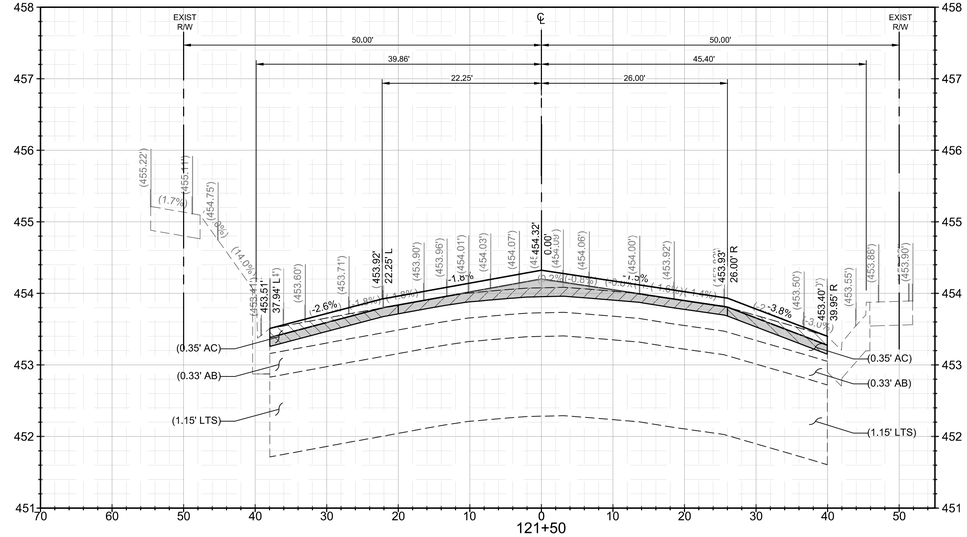

LEGEND

- 1.5" MILL
- VAR MILL (1.5" TO 3")
- ROADWAY R&R
- AC LEVEL COURSE
- SIDEWALK R&R

Know what's below. Call before you dig.

12/19/2024 12:49:38 PM - L:\112-BREA\03S-BIRCH STREET REHAB PHASE 1\DESIGN\SHEETS\PHASE 1A-XS\PHASE 1AX-SECTIONS\PHASE 1A - STXS (100) BIRCH SH07-12.DWG - ROBBIE KREUZER

REV.	DATE	BY	DESCRIPTION	APP'VD	REV.	DATE	BY	DESCRIPTION	APP'VD

PLAN PREPARED BY:

KREUZER CONSULTING GROUP
18872 MacArthur Blvd, Suite 210
Irvine, CA. 92612
714-656-0160

CITY REVIEW BLOCK

	REVIEWED BY	DATE
MAINTENANCE OPERATIONS		
TRAFFIC/STREET LIGHTING		
ENGINEERING		
RIGHT-OF-WAY		

PREPARED UNDER THE SUPERVISION OF:

REGISTERED PROFESSIONAL ENGINEER
RICK KREUZER
No. 42407
Exp. 3-31-24
CIVIL
STATE OF CALIFORNIA

RICK KREUZER
R.C.E. NO. 42407

DATE

CITY OF BREA

BREA CALIFORNIA

PUBLIC WORKS DEPARTMENT

BIRCH STREET IMPROVEMENTS FROM KRAEMER BLVD TO VALENCIA ST CROSS SECTION

STA 119+50 TO STA 122+50

SHEET X-10 OF 12

AC LEVEL COURSE 6.7 SF



AC LEVEL COURSE 8.1 SF

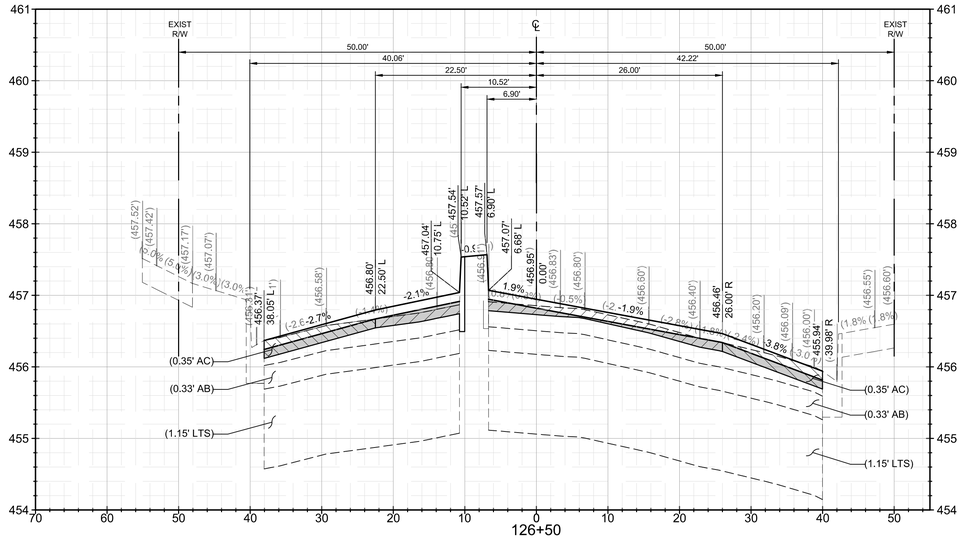

AC LEVEL COURSE 8.3SF

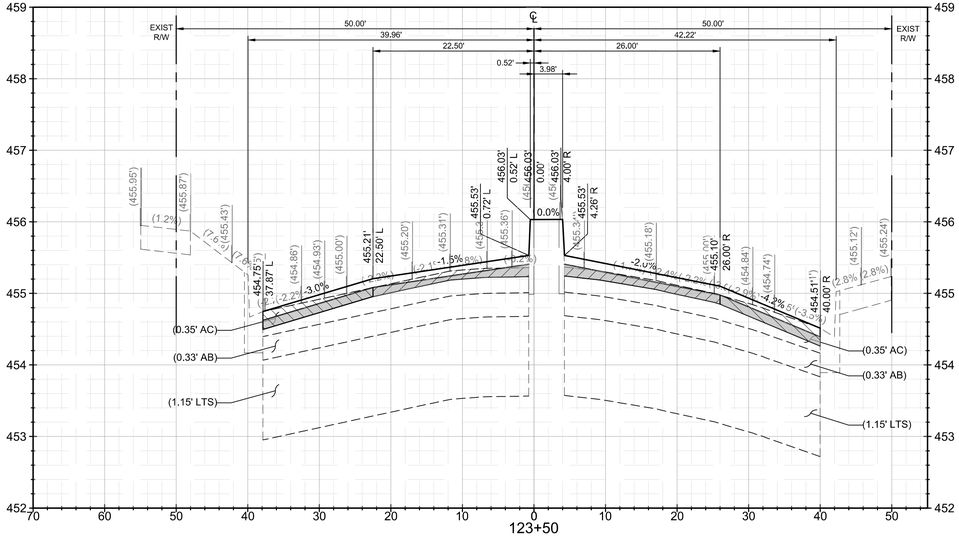

AC LEVEL COURSE 9.3 SF

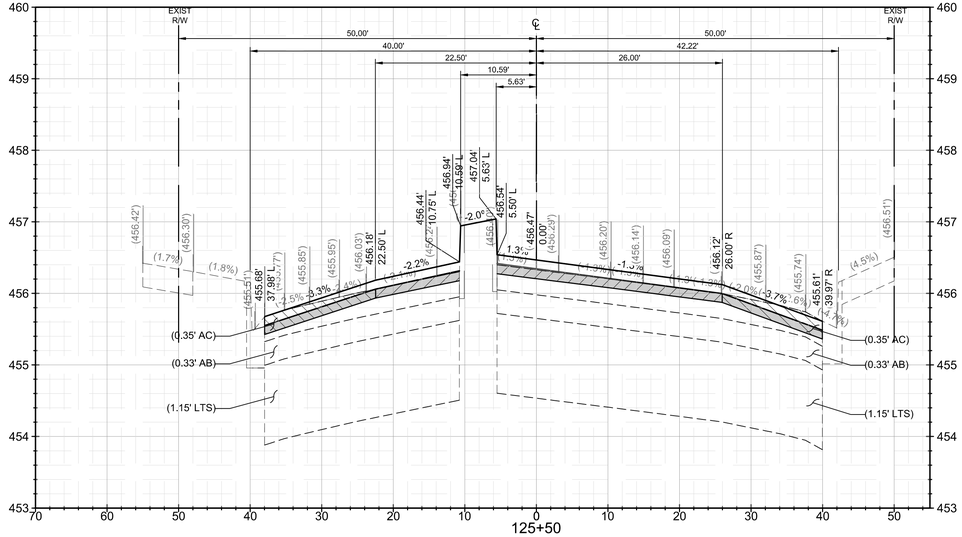

LEGEND

- 1.5" MILL
- VAR MILL (1.5" TO 3")
- ROADWAY R&R
- AC LEVEL COURSE
- SIDEWALK R&R

Know what's below. Call before you dig.

REV.	DATE	BY	DESCRIPTION	APP'VD	REV.	DATE	BY	DESCRIPTION	APP'VD

PLAN PREPARED BY:

KREUZER CONSULTING GROUP
18872 MacArthur Blvd, Suite 210
Irvine, CA. 92612
714-656-0160

CITY REVIEW BLOCK	REVIEWED BY	DATE
MAINTENANCE OPERATIONS		
TRAFFIC/STREET LIGHTING		
ENGINEERING		
RIGHT-OF-WAY		

PREPARED UNDER THE SUPERVISION OF:

REGISTERED PROFESSIONAL ENGINEER
RICK KREUZER
No. 42407
Exp. 3-31-24
CIVIL
STATE OF CALIFORNIA

RICK KREUZER DATE
R.C.E. NO. 42407

CITY OF BREA

BREA CALIFORNIA

PUBLIC WORKS DEPARTMENT

BIRCH STREET IMPROVEMENTS FROM KRAEMER BLVD TO VALENCIA ST CROSS SECTION

STA 123+50 TO STA 126+50

SHEET X-11 OF 12

12/19/2024 12:49:46 PM - L:\112-BREA\005-BIRCH STREET REHAB PHASE 1\DESIGN\SHEETS\PHASE 1A-STXS (100) BIRCH SN07-12.DWG - ROBBIE KREUZER

AC LEVEL COURSE 8.5 SF

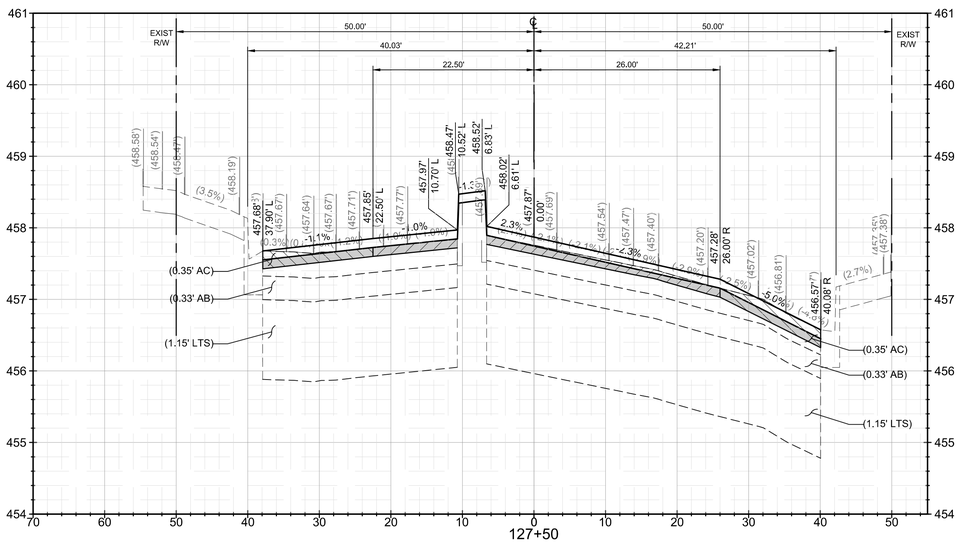

LEGEND

- 1.5" MILL
- VAR MILL (1.5" TO 3")
- ROADWAY R&R
- AC LEVEL COURSE
- SIDEWALK R&R

Know what's below. Call before you dig.

REV.	DATE	BY	DESCRIPTION	APP'VD	REV.	DATE	BY	DESCRIPTION	APP'VD

PLAN PREPARED BY:

KREUZER CONSULTING GROUP
18872 MacArthur Blvd, Suite 210
Irvine, CA. 92612
714-656-0160

CITY REVIEW BLOCK	REVIEWED BY	DATE
MAINTENANCE OPERATIONS		
TRAFFIC/STREET LIGHTING		
ENGINEERING		
RIGHT-OF-WAY		

PREPARED UNDER THE SUPERVISION OF:

REGISTERED PROFESSIONAL ENGINEER
RICK KREUZER
No. 42407
Exp. 3-31-24
CIVIL
STATE OF CALIFORNIA

RICK KREUZER
R.C.E. NO. 42407

DATE

CITY OF BREA

BREA CALIFORNIA

PUBLIC WORKS DEPARTMENT

BIRCH STREET IMPROVEMENTS FROM KRAEMER BLVD TO VALENCIA ST CROSS SECTION

STA 127+50

SHEET X-12 OF 12

12/19/2024 12:49:56 PM - L:\112-BREA\005-BIRCH STREET REHAB PHASE 1\DESIGN\SHEETS\PHASE 1AX-SECTIONS\PHASE 1A - STXS (100) BIRCH SN07-12.DWG - ROBBIE KREUZER

BIRCH STREET PHASE 1A STREET IMPROVEMENTS
FROM N. KRAEMER BOULEVARD TO VALENCIA AVENUE
CIP PROJECT NO. 7329

CITY OF BREA, CALIFORNIA

ADDENDUM NUMBER 01
February 20, 2025

Notice to All Bidders:

Please note the following clarifications have been made to the subject Bid Documents, which result in no changes to the Plans and Specifications as written:

RFI's

Bidder #1 Inquiry:

RFI#1 Question: *Please confirm where you would like "Reset spike and tag or iron pipe survey monument" paid (construction note #17).*

RFI#1 Answer: The bidder's attention is directed to refer to Section E, 2-9 SURVEYING and Section E, Section 9 MEASUREMENT AND PAYMENT, Bid Item No. 2 – Construction Survey Staking and Monument Protection, and Bid Item No. 20 – Adjust Survey Well Monument to Grade for all work related to protection and re-setting monumentation, and measurement and payment thereof within the Project limits. **No change to the Plans or Specifications.**
RFI#2 Question: *Will a tack truck suffice in lieu of the preco paving attachment called out on spec page E-46?*

RFI#2 Question (rescinded by Bidder and amended): *Please disregard question #2. However, in further reviewing the traffic control requirements of E-20 section 7-10.1, we would like to ask the following:*

1. *Please confirm that your intent of this section is that the contractor is only required to provide one lane of travel in each direction at all times.*

7-10 PUBLIC CONVENIENCE AND SAFETY

7-10.1 Traffic and Access
[Add the following:].

The AGENCY's intent is to restore all traffic lanes to workable condition as soon as possible. **One lane of traffic shall be maintained at all times.** Restriction of traffic lanes will only be allowed between **9:00 am** and **3:00 pm** Monday through Friday. Contractor may begin set-up for Traffic Control at **8:30 am.**

RFI#2 Answer: The intent of this one paragraph in Section E, 7-10 PUIBLIC CONVENIENCE AND SAFETY specification is to keep one lane of traffic open at all times during the work requiring Traffic Control associated with the Project. Bidder is further directed to the remaining paragraphs within Section 7-10 PUBLIC CONVENIENCE AND SAFETY for additional requirements. **No change to the Plans or Specifications.**

RFI#3 Question: *Per the existing structural pavement sections, much of the removed material will be CTB. Please confirm that portions of CTB will be removed in the deeplift sections and your intent is to replace this with asphalt.*

RFI#3 Answer: City is not clear how the bidder arrived at this statement. Bidder is directed to review the Plan Sections, Plans, Specifications, and Coring Report as provided to determine the work required for the unclassified excavated material to be removed and AC placed with respect to Bid Item 13 – Unclassified Excavation and Bid Item No.15 – Furnish and Place Asphalt Concrete Base Course for AC Deeplift Sections (Type B PG 64-10). **No change to the Plans or Specifications.**

RFI#4 Question: *Per the plans, deeplift areas will be removing up to 6.5" of CTB. The coring results suggests up to 12" of CTB exists. Please confirm that the CTB is to be removed within these deeplift sections. In the case of up to all 12" needing to removed, where will the payment for this removal be covered?*

RFI#4 Answer: City is not clear how the bidder arrived at this statement. Bidder is directed to review the Plan Sections, Plans, Specifications, and Coring Report as provided to determine the work required for the unclassified excavated material to be removed and AC placed with respect to Bid Item 13 – Unclassified Excavation and Bid Item No.15 – Furnish and Place Asphalt Concrete Base Course for AC Deeplift Sections (Type B PG 64-10). Measurement and Payment is defined within the cited bid items with respect to the work within Section E, Section 9 MEASUREMENT AND PAYMENT. **No change to the Plans or Specifications.**

PROJECT SPECIFICATIONS:
No Changes

PROJECT PLANS:
No Changes

CITY OF BREA
PUBLIC WORKS DEPARTMENT

Ryan Chapman, P.E., City Engineer

Cc: Lillian Harris-Neal, City Clerk
Michael S. Ho, P.E., Public Works Director

Attachments: None

This is to acknowledge receipt and review of Addendum No. 1, dated February 20, 2025. It is understood that this document shall be incorporated in the Contractor's bid. Please note: The bidding Contractor shall signify receipt of this Addendum No. 1 in the Contractor's Proposal, Page C-2.

BIRCH STREET PHASE 1A STREET IMPROVEMENTS
FROM N. KRAEMER BOULEVARD TO VALENCIA AVENUE
CIP PROJECT NO. 7329

CITY OF BREA, CALIFORNIA

ADDENDUM NUMBER 01
February 20, 2025

Notice to All Bidders:

Please note the following clarifications have been made to the subject Bid Documents, which result in no changes to the Plans and Specifications as written:

RFI's

Bidder #1 Inquiry:

RFI#1 Question: *Please confirm where you would like "Reset spike and tag or iron pipe survey monument" paid (construction note #17).*

RFI#1 Answer: The bidder's attention is directed to refer to Section E, 2-9 SURVEYING and Section E, Section 9 MEASUREMENT AND PAYMENT, Bid Item No. 2 – Construction Survey Staking and Monument Protection, and Bid Item No. 20 – Adjust Survey Well Monument to Grade for all work related to protection and re-setting monumentation, and measurement and payment thereof within the Project limits. **No change to the Plans or Specifications.**
RFI#2 Question: *Will a tack truck suffice in lieu of the preco paving attachment called out on spec page E-46?*

RFI#2 Question (rescinded by Bidder and amended): *Please disregard question #2. However, in further reviewing the traffic control requirements of E-20 section 7-10.1, we would like to ask the following:*

1. *Please confirm that your intent of this section is that the contractor is only required to provide one lane of travel in each direction at all times.*

7-10 PUBLIC CONVENIENCE AND SAFETY

7-10.1 Traffic and Access
[Add the following:].

The AGENCY's intent is to restore all traffic lanes to workable condition as soon as possible. **One lane of traffic shall be maintained at all times.** Restriction of traffic lanes will only be allowed between **9:00 am** and **3:00 pm** Monday through Friday. Contractor may begin set-up for Traffic Control at **8:30 am.**

RFI#2 Answer: The intent of this one paragraph in Section E, 7-10 PUIBLIC CONVENIENCE AND SAFETY specification is to keep one lane of traffic open at all times during the work requiring Traffic Control associated with the Project. Bidder is further directed to the remaining paragraphs within Section 7-10 PUBLIC CONVENIENCE AND SAFETY for additional requirements. **No change to the Plans or Specifications.**

RFI#3 Question: *Per the existing structural pavement sections, much of the removed material will be CTB. Please confirm that portions of CTB will be removed in the deeplift sections and your intent is to replace this with asphalt.*

RFI#3 Answer: City is not clear how the bidder arrived at this statement. Bidder is directed to review the Plan Sections, Plans, Specifications, and Coring Report as provided to determine the work required for the unclassified excavated material to be removed and AC placed with respect to Bid Item 13 – Unclassified Excavation and Bid Item No.15 – Furnish and Place Asphalt Concrete Base Course for AC Deeplift Sections (Type B PG 64-10). **No change to the Plans or Specifications.**

RFI#4 Question: *Per the plans, deeplift areas will be removing up to 6.5" of CTB. The coring results suggests up to 12" of CTB exists. Please confirm that the CTB is to be removed within these deeplift sections. In the case of up to all 12" needing to removed, where will the payment for this removal be covered?*

RFI#4 Answer: City is not clear how the bidder arrived at this statement. Bidder is directed to review the Plan Sections, Plans, Specifications, and Coring Report as provided to determine the work required for the unclassified excavated material to be removed and AC placed with respect to Bid Item 13 – Unclassified Excavation and Bid Item No.15 – Furnish and Place Asphalt Concrete Base Course for AC Deeplift Sections (Type B PG 64-10). Measurement and Payment is defined within the cited bid items with respect to the work within Section E, Section 9 MEASUREMENT AND PAYMENT. **No change to the Plans or Specifications.**

PROJECT SPECIFICATIONS:
No Changes

PROJECT PLANS:
No Changes

CITY OF BREA
PUBLIC WORKS DEPARTMENT

Ryan Chapman, P.E., City Engineer

Cc: Lillian Harris-Neal, City Clerk
Michael S. Ho, P.E., Public Works Director

Attachments: None

This is to acknowledge receipt and review of Addendum No. 1, dated February 20, 2025. It is understood that this document shall be incorporated in the Contractor's bid. Please note: The bidding Contractor shall signify receipt of this Addendum No. 1 in the Contractor's Proposal, Page C-2.

BIDDER: All American Asphalt

SECTION C

PROPOSAL

BIRCH STREET PHASE 1A STREET IMPROVEMENTS
FROM N. KRAEMER BOULEVARD TO VALENCIA AVENUE
CIP PROJECT NO. 7329

in the

CITY OF BREA

TO THE HONORABLE MAYOR AND MEMBERS OF THE COUNCIL OF BREA:

In compliance with the Notice Inviting Sealed Bids, the undersigned hereby proposes and agrees to perform all the work therein described, and to furnish all labor, material, equipment and incident insurance necessary therefor, in accordance with the plans and specifications on file in the office of the City Engineer of the City of Brea. The undersigned agrees to perform the work therein to the satisfaction of and under the supervision of the City Engineer of the City of Brea, and to enter into a contract at the following prices. The undersigned agrees to complete the work within **80 Working Days**, starting from the date of the Notice to Proceed.

BIDDER declares that this proposal is based upon careful examination of the work site, plans, specifications, Instructions to Bidders and all other contract documents. If this proposal is accepted for award, BIDDER agrees to enter into a contract with AGENCY at the unit and/or lump sum prices set forth in the following Bid Schedule. BIDDER understands that failure to enter into a contract in the manner and time prescribed will result in forfeiture to AGENCY of the guaranty accompanying this proposal.

BIDDER understands that a bid is required for the entire work that the estimated quantities set forth in the Bid Schedule are solely for the purpose of comparing bids and that final compensation under the contract will be based upon the actual quantities of work satisfactorily completed. **THE AGENCY RESERVES THE RIGHT TO DELETE ANY ITEM FROM THE CONTRACT.** It is agreed that the unit and/or lump sum prices bid include all appurtenant expenses, taxes, royalties, fees, etc., and will be guaranteed for a period of sixty days from the bid opening date. If at such time the contract is not awarded, the AGENCY will reject all bids and will re-advertise the project. In the case of discrepancies in the amounts bid, unit prices shall govern over extended amounts, and words shall govern over figures.

If awarded the Contract, the undersigned agrees that in the event of the BIDDER'S default in executing the required contract and filing the necessary bonds and insurance certificates within 10 working days after the date of the AGENCY'S notice of award of contract to the BIDDER, the proceeds of the security accompanying this bid shall become the property of the AGENCY and this bid and the acceptance hereof may, at the AGENCY'S option, be considered null and void.

Accompanying this proposal of bid, find ____ in the amount of $ 10% which said amount is not less than 10% of the aggregate of the total bid price, as required by the Notice Inviting Sealed Bids, payable to the AGENCY. (Please insert the words "Cash", "Certified Check", or "Bidder's Bond", as the case may be).

Bidder shall signify receipt of all Addenda here, if any:

Addenda No.	*Date Received*	*Bidder's Signature*
1	2/20/25	

BIRCH STREET PHASE 1A STREET IMPROVEMENTS
FROM N. KRAEMER BOULEVARD TO VALENCIA AVENUE
CIP PROJECT NO. 7329

PROJECT BID SCHEDULE

NO.	ITEM	UNIT	QUANTITY	UNIT PRICE	AMOUNT
1	Mobilization and Demobilization (5% Max)	LS	1		$ 53,000-
2	Construction Survey Staking and Monument Protection	LS	1		$ 54,750-
3	Stormwater Protection/BMP's	LS	1		$ 8,000-
4	Remove and Reconstruct Median Curb (8" cf) Per City of Brea Std. Plan 106-0	LF	740	80-	$ 59,200-
5	Remove and Reconstruct Median Curb (Variable Ht. cf) Per City of Brea Std. Plan 106-0	LF	150	80-	$ 12,000-
6	Remove and Reconstruct Median Hardscape, Planting and/or Irrigation in Kind	SF	1,630	24-	$ 39,120-
7	Remove and Reconstruct PCC Sidewalk Per City of Brea Std. Plan 103-0	SF	320	20-	$ 6,400-
8	Remove Access Ramp and Adjacent Sidewalk and Construct Access Ramp (Case B) and Adjacent Sidewalk	EA	2	16,000-	$ 32,000-
9	Remove and Dispose Existing Truncated Dome. Grind Concrete Surface and Install new Truncated Dome	EA	2	2,000-	$ 4,000-
10	Mill Existing AC Pavement (1.5" Depth)	SF	122,600	.41	$ 50,266-
11	Edge Mill Existing AC Pavement (Variable Depth from 1.5" to 3.0")	SF	84,400	.61	$ 51,484-
12	Mill Existing AC Pavement (Variable Depth)	SF	20,450	.41	$ 8,384.50
13	Unclassified Excavation	CY	2,800	85-	$ 238,000-
14	Furnish and Place Variable Depth Asphalt Concrete Level Course (Type III C3 PG 64-10)	TON	2,250	133-	$ 299,250-

NO.	ITEM	UNIT	QUANTITY	UNIT PRICE	AMOUNT
15	Furnish and Place Asphalt Concrete Base Course for AC Deeplift Sections (Type B PG 64-10)	TON	4,855	133-	$ 645,715-
16	Furnish and Place 1.5" ARHM Surface Course Overlay (Type ARHM-GG-C)	TON	3,060	135-	$ 413,100-
17	Double Adjust Water Valve to Grade	EA	66	1,350-	$89,100-
18	Double Adjust Manhole to Grade	EA	6	1,700-	$ 10,200-
19	Adjust Pull Box to Grade	EA	9	800-	$7,200-
20	Adjust Survey Well Monument to Grade	EA	3	1,350-	$ 4,050-
21	Reconstruct Traffic Loop Detector in Kind	EA	12	450-	$ 5,400-
22	Construct Type 2 Loop Detector	EA	12	450-	$5,400
23	Signing and Striping	LS	1		$31,850-
24	Traffic Control and Construction Phasing	LS	1		$ 171,996.50
25	Allowance For Extra Work	Allowance	1	$50,000	$50,000
Total: Bid in Figures:		$ 2,349,866.00			
Total: Bid in Words: Two million, three hundred forty-nine thousand eight hundred sixty-six dollars even					

1. **Bidder understands that the basis of the bid award will be on the lowest responsive and responsible bidders Bid Amount. However, the City Council at its discretion may elect to award the Bid or reject all bids _____ (Bidders Initials).**

2. **Bidder declares that (I)(we)(it) has read and understand the Scope of Work as defined in Item 1 of Section A - Notice Inviting Sealed Bids and Item 1 and Item 12 of Section B - Instructions to Bidders _____ (Bidders Initials).**

3. **Bidder understands that full descriptions of each bid item listed in the Bid Schedule(s) are included in Section 9 of the Special Provisions; and, Bidder has read said bid descriptions; and, bidder understands the scope of work contained within each bid item; and, that (I)(we)(it) have included all costs within said bid items accordingly within the bid schedule(s)_____ (Bidders Initials).**

LIST OF SUBCONTRACTORS

In accordance with Government Code Section 4104, the Bidder shall set forth the name, business address, license number, class and Department of Industrial Relations (DIR) registration number of each subcontractor who will perform work or render service to the bidder on said contract in an amount in excess of one-half of one percent of the total bid and the portion of the work to be done by such subcontractor.

Bid Item (s) Number	% Portion of Work/($)	Name, Address and E-mail of Subcontractor	State License Number	Class	DIR Registration Number
EC ~~2~~	~~2.3%~~	~~Caseland Surveying; Orange, CA 92868~~ ~~clsi@caseland surveying.com~~	~~L5411~~	~~–~~	~~1000001533~~
EC ~~19,21,22~~	~~.70%~~	~~California Proffesional Engineering La puente, CA 91748~~ ~~estimating@cp engineering.com~~	~~793907~~	~~A, C10 C-20~~	~~1000377609~~
EC ~~23~~	~~1.3%~~				
EC ~~23~~	~~1.3%~~	~~Cat Tracking Inc Riverside, CA 92507~~ ~~alex@cattracking inc.com~~	~~991122~~	~~–~~	~~1000011750~~
2	2.3%	Caseland Surveying Orange, CA 92868 clsi@caseland surveying.com	L5411	–	1000001533
19, 21, 22	.70%	California Proffesional Engineering La puente, CA 91748 estimating@cpengineering.com	793907	A, C-10, C-20	1000377609
23	1.3%	Cat Tracking Inc; Riverside, CA 92507 alex@cattrackinginc.com	991122	–	1000011750

By submission of this proposal, the Bidder certifies:

1. That (I)(we)(it) is able to and will perform the balance of all work which is not covered in the above subcontractors listing pursuant to the required self-performing percentage requirements within the Special Provisions.

2. That the AGENCY will be furnished copies of all subcontracts entered into by subcontractor for this project 10 WD's after award of Contract.

_____ **(Bidders Initials)**

NON-COLLUSION DECLARATION
TO BE SUBMITTED WITH PROPOSAL

I, Edward J Carlson, am the
(Print Name)
Vice President of All American Asphalt,
(Position/Title) (Name of Company)

the party making the foregoing bid that the bid is not made in the interest of, or on behalf of, any undisclosed person, partnership, company, association, organization, or corporation; that the bid is genuine and not collusive or sham; that the BIDDER has not directly or indirectly induced or solicited any other bidder to put in a false or sham bid; that the BIDDER has not directly or indirectly colluded, conspired, connived, or agreed with any bidder or anyone else to put in a sham bid, or to refrain from bidding; that the BIDDER has not in any manner, directly or indirectly, sought by agreement, communication, or conference with anyone to fix the bid price of the BIDDER or any other bidder, or to fix any overhead, profit, or cost element of the bid price, or of that of any other bidder; that all statements contained in the bid are true; and, the BIDDER has not, directly or indirectly, submitted his or her bid price or any breakdown thereof, or the contents thereof, or divulged information or data relative thereto, to any corporation, partnership, company, association, organization, bid depository, or to any member or agent thereof, to effectuate a collusive or sham bid, and has not paid, and will not pay, any person or entity for such purpose.

Any person executing this declaration on behalf of a bidder that is a corporation, partnership, joint venture, limited liability company, limited liability partnership, or any other entity, hereby represents that he or she has full power to execute, and does execute, this declaration on behalf of the BIDDER.

I declare under penalty of perjury under the Laws of the State of California that the foregoing is true and correct and that this declaration is executed on this 30 day of January, 2025.

All American Asphalt
Name of Bidder

Signature of Bidder Edward J Carlson, Vice President

400 East Sixth Street Corona, CA 92879
Address of Bidder

CALIFORNIA ALL-PURPOSE ACKNOWLEDGEMENT — CIVIL CODE § 1189

A notary public or other officer completing this certificate verifies only the identity of the individual who signed the document to which this certificate is attached, and not the truthfulness, accuracy, or validity of that document.

State of California

County of Riverside

On 01/30/2025 (Date) before me, Kathryn Marconi, Notary Public (Here Insert name and Title of the Officer),

personally appeared Edward J. Carlson (Name(s) of Signer(s)),

who proved to me on the basis of satisfactory evidence to be the person(s) whose name(s) is/~~are~~ subscribed to the within instrument and acknowledged to me that he/~~she/they~~ executed the same in his/~~her/their~~ authorized capacity(~~ies~~), and that by his/~~her/their~~ signature(s) on the instrument the person(s), or the entity upon behalf of which the person(s) acted, executed the instrument.

I certify under PENALTY OF PERJURY under the laws of the State of California that the forgoing paragraph is true and correct.

WITNESS my hand and official seal.

Signature: Kathryn Marconi
Signature of Notary Public

KATHRYN MARCONI
Notary Public - California
Riverside County
Commission # 2490731
My Comm. Expires May 21, 2028

Place Notary Seal Above

OPTIONAL

Though the information below is not required by law, it may prove valuable to person relying on the document and could prevent fraudulent removal and reattachment of this form to another document.

Description of Attached Document

Title or Type of Document: Non-Collusion Declaration

Document Date: 01/30/2025 Number of Pages: One (1)

Signer(s) Other Than Named Above: N/A

Capacity(~~ies~~) Claimed by Signer(s)

Signer's Name: Edward J. Carlson
- ☐ Individual
- X Corporate Officer — Title(s): Vice President
- ☐ Partner ☐ ☐ Limited ☐ General
- ☐ Attorney in Fact
- ☐ Trustee
- ☐ Other: _____

Signer is Representing: All American Asphalt

RIGHT THUMBPRINT OF SIGNER
Top of thumb here

Signer's Name: _____
- ☐ Individual
- ☐ Corporate Officer — Title(s): _____
- ☐ Partner ☐ ☐ Limited ☐ General
- ☐ Attorney in Fact
- ☐ Trustee
- ☐ Other: _____

Signer is Representing: _____

RIGHT THUMBPRINT OF SIGNER
Top of thumb here

BIDDER'S STATEMENT REGARDING "ANTI-KICKBACK" REQUIREMENTS

The undersigned is submitting this proposal for performing by contract the work required by these bid documents, agrees to comply with the Copeland "Anti-Kickback" Act (18 USC 74) as supplemented in the Department of Labor regulations (29 CFR, Part 3). This act provides that each contractor or subcontractor shall be prohibited from inducing, by any means, any person employed in the construction or repair of public work, to give up any part of the compensation to which he/she is otherwise entitled.

Signed _____

Title Edward J Carlson, Vice President

Firm All American Asphalt

Date 1/30/25

UTILITY AGREEMENT

HONORABLE MAYOR AND CITY COUNCIL
CITY OF BREA, CALIFORNIA

Gentlemen:

The undersigned hereby promises and agrees that in the performance of the work specified in the contract, known as the **BIRCH STREET PHASE 1A STREET IMPROVEMENTS FROM N. KRAEMER BOULEVARD TO VALENCIA AVENUE, CIP NO 7329**, (I)(we)(it) will employ and utilize only qualified persons, as hereinafter defined, to work in proximity to any electrical secondary or transmission facilities. The term "Qualified Person" is defined in Title 8, California Administrative Code, Section 2700, as follows:

"**Qualified Person:** *A person who, by reason of experience or instruction, is familiar with the operation to be performed and the hazards involved."*

The undersigned also promised and agrees that all such work shall be performed in accordance with all applicable electrical utility company's requirements, Public Utility Commission orders, and State of California Cal-OSHA requirements.

The undersigned further promises and agrees that the provisions herein shall be and are binding upon any subcontractor or subcontractors that may be retained or employed by the undersigned, and that the undersigned shall take steps as are necessary to assure compliance by any said subcontractor or subcontractors with the requirements contained herein.

All American Asphalt
Contractor

By

Edward J Carlson, Vice President
Title

Date: 1/30/25

DISQUALIFICATION QUESTIONNAIRE

In accordance with Government Code Section 14310.5, the Bidder shall complete, under penalty of perjury, the following questionnaire.

QUESTIONNAIRE

Has the Bidder, any officer of the Bidder or any employee of the Bidder who has a proprietary interest in the Bidder ever been disqualified, removed or otherwise prevented from bidding on or completing a Federal, State or local government project because of a violation of law or a safety regulation?

☐ Yes ☑ No

If the answer is yes, explain the circumstances in the space provided.

N/A

Note: This questionnaire constitutes a part of the Proposal, and a signature portion of the Proposal shall constitute signature of this questionnaire.

COMPENSATION INSURANCE CERTIFICATE

Pursuant to Section 1861 of the State Labor Code, each contractor to whom a public works contract has been awarded shall sign the following certificate.

> I am aware of the provisions of Section 3700 of the Labor Code which require every employer to be insured against liability for worker's compensation or to undertake self-insurance in accordance with the provisions of that code, and I will comply with such provisions before commencing the performance of the work of this contract.

All American Asphalt
Contractor

By

Edward J Carlson, Vice President
Title

Date: 1/30/25

BIDDER'S INFORMATION

BIDDER certifies that the following information is true and correct:

All American Asphalt
Bidder Name

400 East Sixth Street
Business Address

Corona, CA 92879
City, State Zip

(951)736-7600
Telephone Number

publicworks@allamericanasphalt.com
Email Address

267073 A,C-12
State Contractor's License No. and Class

1000001051
DIR Registration Number

1/19/71
Original Date Issued (State Contractor's License)

1/31/26
Expiration Date

The work site was inspected by Maurice Ramirez,Project Manager of our office on 2/18, 2025

The following are persons, firms, and corporations having a principal interest in this proposal:

Mark Luer, President

Edward J Carlson, Vice President

Michael Farkas, Secretary

The undersigned is prepared to satisfy the Council of the City of Brea of its ability, financially or otherwise, to perform the contract for the proposed work and improvements in accordance with the plans and specifications set forth.

All American Asphalt

Company Name

Signature of Bidder

~~ar arls ice resi e~~ Edward J Carlson, VP

Printed or Typed Signature

Subscribed and sworn to before me this 30 day of January, 2015.

NOTARY PUBLIC Please See Attached

NOTARY SEAL

2CALIFORNIA JURAT **GOV CODE § 8202**

A notary public or other officer completing this certificate verifies only the identity of the individual who signed the document to which this certificate is attached, and not the truthfulness, accuracy, or validity of that document.

State of California

County of Riverside

Subscribed and sworn to (or affirmed) before me on this 30TH (Date) day of January (Month), 2025,

By (1) Edward J. Carlson (Name of Signer),

Proved to me on the basis of satisfactory evidence be the person who appeared before me (.) (,)

(and

(2) N/A (Name of Signer),

Proved to me on the basis of satisfactory evidence be the person who appeared before me.)

KATHRYN MARCONI
Notary Public - California
Riverside County
Commission # 2490731
My Comm. Expires May 21, 2028

Signature Kathryn Marconi
Signature of Notary Public

Place Notary Seal Above

OPTIONAL

Though the information below is not required by law, it may prove valuable to person relying on the document and could prevent fraudulent removal and reattachment of this form to another document.

Further Description of Any Attached Document

Title or Type of Document Bidder's Information (City of Brea)

Document Date: 01/30/2025 Number of Pages: Two (2)

Signer(s) Other Than Named Above: N/A

RIGHT THUMBPRINT OF SIGNER	RIGHT THUMBPRINT OF SIGNER
Top of thumb here	Top of thumb here

REQUIRED PAST PROJECT EXPERIENCE

Bidder shall list below the names, address, telephone numbers, and projects completed for **three** public agencies for which the bidder has performed similar work with a total construction contract of **$1,500,000** or more within the past **Five** years:

1. CITY OF RIVERSIDE 3900 MAIN STREET RIVERISDE,CA 92502

   Name and Address of Public Agency

   Name and Telephone No. of Public Agency Project Manager: MARK MESEN 951-826-5311

Contract Amount	Type of Work	Date Completed
8,965,842.76	SB-1 ST IMPROVEMENT	1/2024

2. CITY OF MONTEREY PARK 320 W NEWMARK AVE, MONTERY PARK, CA 91754

   Name and Address of Public Agency

   Name and Telephone No. of Public Agency Project Manager: ANTHONY BENDEZU 626-307-1283

Contract Amount	Type of Work	Date Completed
1,498,887.89	2023-24 STREET REHABILITATION VARIOUS LOCATION	12/2024

3. CITY OF CORONA 400 S VICENTIA AVE, CORONA, CA 92882

   Name and Address of Public Agency

   Name and Telephone No. of Public Agency Project Manager: ISMAEL RIVERA 951-736-2400

Contract Amount	Type of Work	Date Completed
14,236,115.51	CITYWIDE STREET PAVEMENT REHAB PROJECT ST-2101-01	

Inaccurate or failure to provide the required information shall result in bidder's proposal being non-responsive.

2024
PAST WORK REFERENCES

City of Riverside
3900 Main St.
Riverside, CA 92502
Contact: Mark Mesen (951) 826-5311
mmensen@riversideca.gov

SB-1 St. Improvement
Contract Amount: $8,965,842.76
Start Date: 4/2023
End Date: 1/2024

Lewis Management Corporation
1156 N. Mountain Ave.
Upland, CA 91786
Contact: Daniel Coburn (909) 985-0971
Daniel.coburn@lewismc.com

Haven Avenue and Fourth Street Improvements
Contract Amount: $1,338,174.90
Start Date: 6/2023
End Date: 7/2024

City of Irvine
1 Civic Center Plaza
Irvine, CA 92606
Contact: Stacy Delong (949) 724-7365
sdelong@cityofirvine.org

Jamboree Pavement Rehabilitation
Contract Amount: $7,869,222.00
Start Date: 6/2023
End Date: 12/2024

City of Duarte
1600 Huntington Dr.
Duarte, CA 91010
Contact: Brian Chau (626)357-7938
bchau@accessduarte.com

FY 23-24 Street Rehabilitation Project 24-3
Contract Amount: $1,199,199.00
Start Date: 4/2024
End Date: 12/2024

City of Norwalk
12700 Norwalk Blvd.
Norwalk, CA 90650
Contact: Glen W.C. Kau (562) 929-5723
gkau@norwalkca.gov

Local Streets Rehab Program Ph II Zone 19
Contract Amount: $7,869,222.00
Start Date: 6/2023
End Date: 12/2024

2024
PAST WORK REFERENCES

City of Monterey Park
320 W Newmark Ave.
Monterey Park, CA 91754
Contact: Anthony Bendezu (626) 307-1283
abendezy@monterypark.ca.gov

2023-24 Street Rehabilitation Various Locations
Contract Amount: $1,498,887.89
Start Date: 9/2023
End Date: 12/2024

Lennar Homes
4140 Temescal Canyon RD#410
Corona, CA. 92883
Contact: Tom Ontiveros (951) 817-3595
Thomas.ontiveros@Lennar.com

Goetz Road Improvements
Contract Amount: $1,322,050.15
Start Date: 5/2024
End Date: 12/2024

City of El Monte
11333 Valley Blvd.
El Monte, CA 91731
Contact: Kevin Ko (626) 580-2058
Kko@elmonteca.gov.

Lower Azusa RD St. Improvements
Contract Amount: $2,194,194.00
Start Date: 5/2024
End Date: 12/2024

City of Costa Mesa
77 Fair Drive
Costa Mesa, CA 92626
Contact: Cristina Oquendo (714) 754-5015
cristina.oquendo@costamesaca.gov

Placentia Ave. W 19th St & E 19th St. Pavement Rehabilitation 22-08
Contract Amount: $2,745,547.20
Start Date: 2/2023
End Date: 7/2024

City of Corona
400 S. Vicentia Ave.
Corona, CA 92882
Contact: Ismael Rivera (951) 736-2400
Ismael.Rivera@CoronaCA.gov

Citywide Street Pavement Rehabilitation Project ST-2101-01
Contract Amount: $14,236,115.51
Start Date: 12/2023
End Date: 7/2025

2023
PAST WORK REFERENCES

City of Loma Linda
25541 Barton Road
Loma Linda, CA 92354
Manhattan Beach, CA 90266
Contact: Jarb Thaipejr (909) 799-2811
jthaipejr@lomalinda-ca.gov

Pavement Rehab. at Various Locations
Contract Amount: $1,476,363.00
Start Date: 9/1/2023
End Date: 12/2023

Euclid Land Venture, LLC
4450 Macarthur Blvd., Ste 100
Newport Beach, CA 92693
Contact: Scott Kendall (949) 783-5341
khaymes@ranchomv.com

Merrill Ave. Street Widening
Contract Amount: $915,915.00
Start Date: 4/2022
End Date: 2/2023

City of Aliso Viejo
12 Journey Ste #100
Aliso Viejo, Va 92656
Contact: Shaun Pelletier (949) 425-2531
spelletier@avcity.org

FY22-23 Slurry Seal & Rehab Project
Contract Amount: $1,595,650.00
Start Date: 5/2022
End Date: 5/2023

RMV Realty, Inc.
28811 Ortega HWY
San Juan Capistrano, CA 92693
Contract: Jeff Ford (949) 413-8899
jford@ranchomv.com

PA 3.2A Street Improvement
Contract Amount: $1,244,244.00
Start Date: 4/2022
End Date: 8/2023

City of Monterey Park
320 W. Newmark Avenue
Monterey Park, CA 91754
Contact: Anthony Bendezu (626) 307-1283
abendezy@montereypark.ca.gov

2023 Street Rehabilitation Project
Contract Amount: $6,865,699.00
Start Date: 8/2023
End Date: 12/2023

2023
PAST WORK REFERENCES

City of Fullerton
303 W. Commonwealth Ave
Fullerton, CA 92632
Contact: Joseph Hernandez (714) 773-0049
JHernandez@cityoffullerton.com

Brookhurst Rd., SR91 St. Rehab
Contract Amount: $325,825.00
Start Date: 5/2023
End Date: 12/2023

City of Ontario
303 East B Street
Ontario, CA 91764
Contact: Leonard Lui (909) 295-2401
LLui@ontarioca.gov.

2023 Fall Pavement Rehabilitation Project
Contract Amount: $4,569,222.00
Start Date: 08/2023
End Date: 11/2023

City of Riverside
2900 Main St.
Riverside, CA 92522
Contact: Maria Lamping (951) 826-5146
mlamping@riversideca.gov

Permanent Trench Resurfacing
Contract Amount: $455,150.00
Start Date: 1/2023
End Date: 6/2023

City of Ontario
825 East Third Street
San Bernardino, CA 92415
Contact: Samuel E. Nicorici (909) 387-7960
bdavis@newportbeachca.gov

Chino & Montclair Area Variours Roads Overlay Project
Contract Amount: $5,639,575.88
Start Date: 9/2022
End Date: 7/2023

City of Costa Mesa
77 Fair Drive
Costa Mesa, CA 92626
Contact: Cristina Oquendo (714) 754-5015
cristina.oquendo@costamesaca.gov

Citywide Parkway Maintenance St. Rehab Slurry Seal Project
Contract Amount: $2,828,001.50
Start Date: 1/2022
End Date: 7/2023

2022
PAST WORK REFERENCES

City of Manhattan Beach
1400 Highland Ave.
Manhattan Beach, CA 90266
Contact: Bianca Cardenas (310) 802-5357
bcardenas@manhattanbeach.gov

Slurry Seal of Central Area of Sands Section
Contract Amount: $730,251.42
Start Date: 12/2021
End Date: 7/2022

RMV Realty, Inc.
28811 Ortega Hwy
San Juan Capistrano, CA 92693
Contact: Kelly Haymes
khaymes@ranchomv.com

Planning Area 3.1 Street Improvement
Contract Amount: $3,996,996.00
Start Date: 4/2021
End Date: 4/2022

City of Westlake Village
31200 Oak Crest Dr.
Westlake Village, CA 91361
Contact: Roxanne Hughes (805) 890-8885
rhughes@willdan.com

Dales Dr. and Parkridge Ave Street Improv.
Amount: $1,025,336.00
Start Date: 5/2022
End Date: 6/2022

City of Burbank
275 E Olive
Burbank, CA 91502
Contact: Artin Megerdichian (818) 238-3942
amegerdichian@burbankca.gov

Local Residential St. Improv. Project
Contract Amount: $7,761,320.00
Start Date: 1/2022
End Date: 12/2022

City of Highland
27215 Base Line St.
Highland, CA 92346
Contact: Amanda Perez (909) 864-6861
aperez@cityofhighland.org

Pavement Management Program
Contract Amount: $2,082,099.00
Start Date: 10/2021
End Date: 12/2022

Responsible Bidder – Supplemental Questionnaire

1. How many years has your organization been in business in California as a contractor under your present business name and license number?

   55 Years

2. Is your firm currently the debtor in a bankruptcy case?

   ☐ Yes ☑ No

If " yes," indicate the case number, bankruptcy court, and the date on which the petition was filed.

Case Number	**N/A** Bankruptcy Court	Date Filed

3. Was your firm in bankruptcy any time during the last five years? (This question refers only to a bankruptcy action that was not described in answer to question 2, above.)

   ☐ Yes ☑ No

If " yes," indicate the case number, bankruptcy court, and the date on which the petition was filed.

Case Number	**N/A** Bankruptcy Court	Date Filed

4. Has any CSLB license held by your firm or its Responsible Managing Employee (RME) or Responsible Managing Officer (RMO) been suspended within the last five years?

   ☐ Yes ☑ No

5. At any time in the last five years, has your firm been assessed and paid liquidated damages after completion of a project, under a construction contract with either a public or private owner?

   ☐ Yes ☑ No

6. Has your firm ever defaulted on a construction contract?

   ☐ Yes ☑ No

If "yes," explain on a separate page.

7. In the last five years has your firm, or any firm with which any of your company's owners, officers or partners was associated, been debarred, disqualified, removed or otherwise prevented from bidding on, or completing, any government agency or public works project for any reason?

☐ Yes ☐ No

If "yes," explain on a separate page. State the name of the organization debarred, the year of the event, the owner of the project, and the basis for the action.

8. In the last five years, has your firm been denied an award of a public works contract based on a finding by a public agency that your company was not a responsible bidder?

☐ Yes ☐ No

If "yes," on a separate page identify the year of the event, the entity denied the award, the owner, the project, and the basis for the finding by the public agency.

9. In the past five years, has any claim against your firm concerning your firm's work on a construction project, been filed in court or arbitration?

☐ Yes ☐ No

If "yes," on a separate page identify the claim(s) by providing the project name, date of the claim, name of the claimant, the name of the entity the claim was filed against, a brief description of the nature of the claim, the court and case number, and a brief description of the status of the claim (pending or, if resolved, a brief description of the resolution).

10. In the past five years, has your firm made any claim against a project owner concerning work on a project or payment for a contract, and filed that claim in court or arbitration?

☐ Yes ☐ No

If "yes," on a separate page identify the claim be providing the name of claimant, the project name, date of the claim, name of the entity (or entities) against whom the claim was filed, a brief description of the nature of the claim, the court and case number, and a brief description of the status of the claim (pending, or if resolved, a brief description of the resolution.

11. At any time during the past five years, has any surety company made any payments on your firm's behalf as a result of a default, to satisfy any claims made against a performance or payment bond issued on your firm's behalf in connection with a construction project, either public or private?

☐ Yes ☐ No

12. In the last five years, has any insurance carrier, for any form of insurance, refused to renew the insurance policy for your firm?

☐ Yes ☑ No

13. Has your firm, or any of its owners, officers, or partners ever been liable in a civil suit, or found guilty in a criminal action, for making any false claim or material misrepresentation to any public agency or entity?

☐ Yes ☑ No

14. Has your firm, or any of its owners, officers or partners ever been convicted of a crime involving any federal, state, or local law related to construction?

☐ Yes ☑ No

If "yes," explain on a separate page, including identifying who was convicted, the name of the victim, the date of the conviction, the court and case number, the crimes, and the grounds for the conviction.

15. Has your firm or any of its owners, officers or partners ever been convicted of a federal or state crime of fraud, theft, or any other act of dishonesty?

☐ Yes ☑ No

If "yes," identify on a separate page, the person or persons convicted, the court and case number, the crimes, and the year convicted.

16. If your firm was required to pay a premium of more than one per cent for a performance and payment bond on any project(s) on which your firm worked at any time during the last three years, state the percentage that your firm was required to pay. You may provide an explanation for a percentage rate higher than one per cent, if you wish to do so.

N/A %

17. During the last five years, has your firm ever been denied bond credit by a surety company, or has there ever been a period of time when your firm has no surety bond in place during a public construction project when on was required?

☐ Yes ☑ No

18. Has CAL OSHA cited and assessed penalties against the General Contractor or its associates for any "serious," "willful" or "repeat" violations of its safety or health regulations in the past five years?

(Note: If you have filed an appeal of a citation, and the Occupational Safety and Health Appeals Board has not yet ruled on your appeal, you need not include information about it.)

☐ Yes ☐ No

If "yes," on separate page describe the citations, the party against whom the citation was made, date of citation, nature of the violation, project on which the citation was issued, owner of project, and the amount of penalty paid, if any. State the case number and date of any OSHAB decision.

19. Has the Federal Occupational Safety and Health Administration cited and assessed penalties against the General Contractor or its associates in the past five years?

(Note: If an appeal of the citation has been filed and the Appeals Board has not yet ruled, or there is a court appeal pending, you need not include information about the citation.)

☐ Yes ☐ No

If "yes," on separate page describe the citation, the party against whom the citation was made, date of citation, nature of the violation, project on which the citation was issued, owner of project, and the amount of penalty paid, if any. State the case number and date of any decision.

20. Has there been more than one occasion during the last five years in which the General Contractor or its associates was required to pay either back wages or penalties for failure to comply with the **state's** prevailing wage laws?

☐ Yes ☐ No

If "yes," on separate page, describe the violator, nature of each violation, name of the project, date of its completion, the public agency for which it was constructed, the number of employees who were initially underpaid an the amount of back wages and penalties that were assessed.

21. During the last five years, has there been more than one occasion in which the General Contractor or its associates have been penalized or required to pay back wages for failure to comply with the Federal Davis-Bacon prevailing wage requirements?

☐ Yes ☐ No

If "yes," on separate page, describe the violator, nature of each violation, name of the project, date of its completion, the public agency for which it was constructed, the number of employees who were initially underpaid an the amount of back wages and penalties that were assessed.

Inaccurate response to this questionnaire could result in bidder's proposal being non-responsive.

Bond No. 08597423

BID BOND

KNOW ALL MEN BY THESE PRESENTS, THAT WE All American Asphalt as PRINCIPAL, and Fidelity and Deposit Company of Maryland as SURETY, are held and firmly bound unto the CITY OF BREA, CALIFORNIA, hereinafter referred to as the "City", in the penal sum of ten percent (10%) of the total amount of the bid of the principal above named, submitted by said principal to said City, for the work described below, for payment of which sum in lawful money of the United States of America, well and truly to be made, we bind ourselves, our heirs, executors, administrators and successors, jointly and severally, firmly by these presents.

In no case shall the liability of the surety hereunder exceed the sum of $ 10% of Bid-----Ten Percent of Total Amount Bid . THE CONDITIONS OF THIS OBLIGATION ARE SUCH, that whereas, said Principal has submitted the same mentioned bid to said City, for construction of the work under the City's specification entitled " BIRCH STREET PHASE 1A STREET IMPROVEMENTS FROM N. KRAEMER BOULEVARD TO VALENCIA AVE CIP PROJECT NO. 7329

"For which bids are to be opened in the Council Chambers of the City Hall of said City at 2:00 PM on February 25, 2025.

NOW, THEREFORE, if said Principal is awarded the contract, and within the time and manner required under the heading "Instructions to Bidders", after the prescribed forms are presented to him for signature, enters into a written contract, in the form of agreement bound herein, in accordance with the bid, and files the two bonds with said City, one to guarantee faithful performance and the other to guarantee payment for labor and materials, then this obligation shall be null and void; otherwise, it shall be and remain in full force and effect until released by the City.

In the event suit is brought upon this bond by the Obligee and judgment is recovered, said Surety shall pay all costs incurred by the Obligee in such suit, including a reasonable attorney's fee to be fixed by the court.

IN WITNESS WHEREOF, we have hereunto set our hands and seals this 29th day of January, 2025.

All American Asphalt
Principal

By: Edward J Carlson, Vice President

Fidelity and Deposit Company of Maryland
Surety

Rebecca Haas-Bates
Rebecca Haas-Bates, Attorney-in-Fact

BID BOND
ACKNOWLEDGMENT OF SURETY

A notary public or other officer completing this certificate verifies only the identity of the individual who signed the document to which this certificate is attached, and not the truthfulness, accuracy, or validity of that document.

ACKNOWLEDGMENT

State of California)
County of _____) ****Please See Attached****
)

On _____ before me, ____
_____
(insert name and title of the officer)

personally appeared _____
_____,

who proved to me on the basis of satisfactory evidence to be the person(s) whose name(s) is/are subscribed to the within instrument and acknowledged to me that he/she/they executed the same in his/her/their authorized capacity(ies), and that by his/her/their signature(s) on the instrument the person(s), or the entity upon behalf of which the person(s) acted, executed the instrument.

I certify under PENALTY OF PERJURY under the laws of the State of California that the foregoing paragraph is true and correct.

WITNESS my hand and official seal.

Signature_____(Seal)
Signature of Notary Public

CALIFORNIA ALL-PURPOSE ACKNOWLEDGEMENT — CIVIL CODE § 1189

A notary public or other officer completing this certificate verifies only the identity of the individual who signed the document to which this certificate is attached, and not the truthfulness, accuracy, or validity of that document.

State of California

County of Riverside

On 01/30/2025 (Date) before me, Kathryn Marconi, Notary Public (Here Insert name and Title of the Officer),

personally appeared Edward J. Carlson (Name(s) of Signer(s)),

who proved to me on the basis of satisfactory evidence to be the person(~~s~~) whose name(~~s~~) is/~~are~~ subscribed to the within instrument and acknowledged to me that he/~~she/they~~ executed the same in his/~~her/their~~ authorized capacity(~~ies~~), and that by his/~~her/their~~ signature(~~s~~) on the instrument the person(~~s~~), or the entity upon behalf of which the person(~~s~~) acted, executed the instrument.

I certify under PENALTY OF PERJURY under the laws of the State of California that the forgoing paragraph is true and correct.

WITNESS my hand and official seal.

Signature: Kathryn Marconi
Signature of Notary Public

KATHRYN MARCONI
Notary Public - California
Riverside County
Commission # 2490731
My Comm. Expires May 21, 2028

Place Notary Seal Above

OPTIONAL

Though the information below is not required by law, it may prove valuable to person relying on the document and could prevent fraudulent removal and reattachment of this form to another document.

Description of Attached Document

Title or Type of Document: Bid Bond

Document Date: 01/29/2025 Number of Pages: Two (2)

Signer(~~s~~) Other Than Named Above: Rebecca Haas-Bates (Attorney in Fact)

Capacity(~~ies~~) Claimed by Signer(~~s~~)

Signer's Name: Edward J. Carlson
- ☐ Individual
- X Corporate Officer — Title(~~s~~): Vice President
- ☐ Partner ☐ ☐ Limited ☐ General
- ☐ Attorney in Fact
- ☐ Trustee
- ☐ Other: _____

Signer is Representing: All American Asphalt

RIGHT THUMBPRINT OF SIGNER
Top of thumb here

Signer's Name: _____
- ☐ Individual
- ☐ Corporate Officer — Title(s): _____
- ☐ Partner ☐ ☐ Limited ☐ General
- ☐ Attorney in Fact
- ☐ Trustee
- ☐ Other: _____

Signer is Representing: _____

RIGHT THUMBPRINT OF SIGNER
Top of thumb here

CALIFORNIA ALL-PURPOSE ACKNOWLEDGMENT **CIVIL CODE § 1189**

A notary public or other officer completing this certificate verifies only the identity of the individual who signed the document to which this certificate is attached, and not the truthfulness, accuracy, or validity of that document.

State of California)
County of Orange)

On 01/29/2025 before me, Alma Karen Hernandez, Notary Public,
Date *Here Insert Name and Title of the Officer*

personally appeared Rebecca Haas-Bates
Name(s) of Signer(s)

,

who proved to me on the basis of satisfactory evidence to be the person(s) whose name(s) is/are subscribed to the within instrument and acknowledged to me that he/she/they executed the same in his/her/their authorized capacity(ies), and that by his/her/their signature(s) on the instrument the person(s), or the entity upon behalf of which the person(s) acted, executed the instrument.

I certify under PENALTY OF PERJURY under the laws of the State of California that the foregoing paragraph is true and correct.

WITNESS my hand and official seal.

ALMA KAREN HERNANDEZ
Notary Public - California
Orange County
Commission # 2390908
My Comm. Expires Jan 16, 2026

Signature
Signature of Notary Public

Place Notary Seal Above

OPTIONAL

Though this section is optional, completing this information can deter alteration of the document or fraudulent reattachment of this form to an unintended document.

Description of Attached Document

Title or Type of Document: Bid Bond Document Date: 01/29/2025
Number of Pages: Two (2) Signer(s) Other Than Named Above: All American Asphalt

Capacity(ies) Claimed by Signer(s)

Signer's Name: Rebecca Haas-Bates	Signer's Name:
☐ Corporate Officer — Title(s):	☐ Corporate Officer — Title(s):
☐ Partner — ☐ Limited ☐ General	☐ Partner — ☐ Limited ☐ General
☐ Individual ☑ Attorney in Fact	☐ Individual ☐ Attorney in Fact
☐ Trustee ☐ Guardian or Conservator	☐ Trustee ☐ Guardian or Conservator
☐ Other:	☐ Other:
Signer Is Representing: Fidelity and Deposit Company of Maryland	Signer Is Representing:

©2014 National Notary Association • www.NationalNotary.org • 1-800-US NOTARY (1-800-876-6827) Item #5907

EXTRACT FROM BY-LAWS OF THE COMPANIES

"Article V, Section 8, Attorneys-in-Fact. The Chief Executive Officer, the President, or any Executive Vice President or Vice President may, by written instrument under the attested corporate seal, appoint attorneys-in-fact with authority to execute bonds, policies, recognizances, stipulations, undertakings, or other like instruments on behalf of the Company, and may authorize any officer or any such attorney-in-fact to affix the corporate seal thereto; and may with or without cause modify of revoke any such appointment or authority at any time."

CERTIFICATE

I, the undersigned, Vice President of the ZURICH AMERICAN INSURANCE COMPANY, the COLONIAL AMERICAN CASUALTY AND SURETY COMPANY, and the FIDELITY AND DEPOSIT COMPANY OF MARYLAND, do hereby certify that the foregoing Power of Attorney is still in full force and effect on the date of this certificate; and I do further certify that Article V, Section 8, of the By-Laws of the Companies is still in force.

This Power of Attorney and Certificate may be signed by facsimile under and by authority of the following resolution of the Board of Directors of the ZURICH AMERICAN INSURANCE COMPANY at a meeting duly called and held on the 15th day of December 1998.

RESOLVED: "That the signature of the President or a Vice President and the attesting signature of a Secretary or an Assistant Secretary and the Seal of the Company may be affixed by facsimile on any Power of Attorney...Any such Power or any certificate thereof bearing such facsimile signature and seal shall be valid and binding on the Company."

This Power of Attorney and Certificate may be signed by facsimile under and by authority of the following resolution of the Board of Directors of the COLONIAL AMERICAN CASUALTY AND SURETY COMPANY at a meeting duly called and held on the 5th day of May, 1994, and the following resolution of the Board of Directors of the FIDELITY AND DEPOSIT COMPANY OF MARYLAND at a meeting duly called and held on the 10th day of May, 1990.

RESOLVED: "That the facsimile or mechanically reproduced seal of the company and facsimile or mechanically reproduced signature of any Vice-President, Secretary, or Assistant Secretary of the Company, whether made heretofore or hereafter, wherever appearing upon a certified copy of any power of attorney issued by the Company, shall be valid and binding upon the Company with the same force and effect as though manually affixed.

IN TESTIMONY WHEREOF, I have hereunto subscribed my name and affixed the corporate seals of the said Companies, this 29th day of January, 2025.

Mary Jean Pethick
Vice President

TO REPORT A CLAIM WITH REGARD TO A SURETY BOND, PLEASE SUBMIT A COMPLETE DESCRIPTION OF THE CLAIM INCLUDING THE PRINCIPAL ON THE BOND, THE BOND NUMBER, AND YOUR CONTACT INFORMATION TO:

Zurich Surety Claims
1299 Zurich Way
Schaumburg, IL 60196-1056
reportsfclaims@zurichna.com
800-626-4577

Authenticity of this bond can be confirmed at bondvalidator.zurichna.com or 410-559-8790

ZURICH AMERICAN INSURANCE COMPANY
COLONIAL AMERICAN CASUALTY AND SURETY COMPANY
FIDELITY AND DEPOSIT COMPANY OF MARYLAND
POWER OF ATTORNEY

KNOW ALL MEN BY THESE PRESENTS: That the ZURICH AMERICAN INSURANCE COMPANY, a corporation of the State of New York, the COLONIAL AMERICAN CASUALTY AND SURETY COMPANY, a corporation of the State of Illinois, and the FIDELITY AND DEPOSIT COMPANY OF MARYLAND a corporation of the State of Illinois (herein collectively called the "Companies"), by Christopher Nolan, Vice President, in pursuance of authority granted by Article V, Section 8, of the By-Laws of said Companies, which are set forth on the reverse side hereof and are hereby certified to be in full force and effect on the date hereof, do hereby nominate, constitute, and appoint **William SYRKIN, Richard ADAIR, Rebecca HAAS-BATES of Irvine, California,,** its true and lawful agent and Attorney-in-Fact, to make, execute, seal and deliver, for, and on its behalf as surety, and as its act and deed: **any and all bonds and undertakings,** and the execution of such bonds or undertakings in pursuance of these presents, shall be as binding upon said Companies, as fully and amply, to all intents and purposes, as if they had been duly executed and acknowledged by the regularly elected officers of the ZURICH AMERICAN INSURANCE COMPANY at its office in New York, New York., the regularly elected officers of the COLONIAL AMERICAN CASUALTY AND SURETY COMPANY at its office in Owings Mills, Maryland., and the regularly elected officers of the FIDELITY AND DEPOSIT COMPANY OF MARYLAND at its office in Owings Mills, Maryland., in their own proper persons.

The said Vice President does hereby certify that the extract set forth on the reverse side hereof is a true copy of Article V, Section 8, of the By-Laws of said Companies, and is now in force.

IN WITNESS WHEREOF, the said Vice-President has hereunto subscribed his/her names and affixed the Corporate Seals of the said **ZURICH AMERICAN INSURANCE COMPANY, COLONIAL AMERICAN CASUALTY AND SURETY COMPANY, and FIDELITY AND DEPOSIT COMPANY OF MARYLAND,** this 7th day of January A.D. 2025.

ATTEST:
ZURICH AMERICAN INSURANCE COMPANY
COLONIAL AMERICAN CASUALTY AND SURETY COMPANY
FIDELITY AND DEPOSIT COMPANY OF MARYLAND

By: Christopher Nolan
Vice President

By: Dawn E. Brown
Secretary

State of Maryland
County of Baltimore

On this 7th day of January A.D. 2025, before the subscriber, a Notary Public of the State of Maryland, duly commissioned and qualified, **Christopher Nolan, Vice President and Dawn E. Brown, Secretary** of the Companies, to me personally known to be the individuals and officers described in and who executed the preceding instrument, and acknowledged the execution of same, and being by me duly sworn, deposeth and saith, that he/she is the said officer of the Company aforesaid, and that the seals affixed to the preceding instrument are the Corporate Seals of said Companies, and that the said Corporate Seals and the signature as such officer were duly affixed and subscribed to the said instrument by the authority and direction of the said Corporations.

IN TESTIMONY WHEREOF, I have hereunto set my hand and affixed my Official Seal the day and year first above written.

Genevieve M. Maison
Notary Public
My Commission Expire January 27, 2029

Authenticity of this bond can be confirmed at bondvalidator.zurichna.com or 410-559-8790

CONSTRUCTION AGREEMENT

BIRCH STREET PHASE 1A STREET IMPROVEMENTS FROM N. KRAMER BOULEVARD TO VALENCIA AVENUE, CIP 7329

This Construction Agreement ("Agreement") is dated _____, 20____ for reference purposes and is executed by the City of Brea, a California municipal corporation, and All American Asphalt, a CA Corporation ("Contractor"). Contractor's CSLB license number is 267073 A, C-12. Contractor's DIR registration number is 1000001051.

RECITALS

A. City duly solicited, received, publicly opened, and declared bids for the following public works project: **BIRCH STREET PHASE 1A STREET IMPROVEMENTS FROM N. KRAMER BOULEVARD TO VALENCIA AVENUE, CIP 7329** ("Project").

B. City selected Contractor as the lowest responsive and responsible bidder for the Project.

C. The parties are executing this Agreement to provide for Contractor's furnishing of labor, equipment, and material for the construction of the Project.

NOW, THEREFORE, in consideration of the mutual covenants herein contained, City and Contractor hereby agree as follows:

1. GENERAL SCOPE OF WORK: Contractor shall furnish all necessary labor, tools, materials, appliances, and equipment and shall do the work for the construction of the **BIRCH STREET PHASE 1A STREET IMPROVEMENTS FROM N. KRAMER BOULEVARD TO VALENCIA AVENUE, CIP NO. 7329, CIP 7329** ("Project"). Such work shall be performed in accordance with contract documents for this Project on file in the office of the City Engineer and in accordance with bid prices, plans, and specifications more fully described in Section 4, below, and in accordance with the instructions of the Public Works Director (collectively, "Work"). Contractor shall at all times comply with applicable laws and City policies.

2. CONTRACT PRICE AND PAYMENT:

A. As total and complete compensation for satisfactorily completing the Work, City shall pay to Contractor the prices set forth in Contractor's bid amount of **$2,349,866.00**. Progress payments shall be made for each portion of the Work satisfactorily completed. Notwithstanding the foregoing, City shall be authorized to withhold a retention from payments in the maximum amount permitted by law.

B. At the written request and expense of Contractor, securities equivalent to any moneys withheld by City to ensure performance of this Agreement shall be deposited with City, or with a state or federally chartered bank in the State of California as the escrow agent, that shall then pay those moneys to Contractor. Upon satisfactory completion of this Agreement, the securities shall be returned to Contractor. Alternatively, Contractor may request that City make payment of retentions earned directly to the escrow agent at the expense of Contractor. At the expense of Contractor, Contractor may direct the investment of the payments into securities, and

Contractor shall receive the interest earned on the investments upon the same terms provided for securities deposited by Contractor.

C. Upon satisfactory completion of this Agreement, Contractor shall receive from the escrow agent all securities, interest, and payments received by the escrow agent from City pursuant to the terms of this Section. Securities eligible for investment shall include those listed in Government Code Section 16430, bank or savings and loan certificates of deposit, interest-bearing demand deposit accounts, standby letters of credit, or any other security to which the parties agree in writing. Contractor shall be the beneficial owner of any securities substituted for moneys withheld and shall receive any interest thereon.

D. If Contractor elects to receive interest on moneys withheld in retention by City, then Contractor shall, at the request of any subcontractor performing more than five percent of Contractor's total bid amount, make that option available to the subcontractor regarding any moneys withheld in retention by Contractor from the subcontractor. Further mandatory details are provided in Public Contract Code Section 22300(d).

E. The escrow agreement for security deposits in lieu of retention shall be substantially similar to the form provided in Public Contract Code Section 22300(f).

3. CUSTOMER CARE: Contractor, while fulfilling the terms of this Agreement, shall provide exceptional customer care. Any negative contact with City staff, residents, businesses, visitors, or other contractors shall be reported by Contractor immediately to City. Contractor's management and supervisory personnel shall intercede to resolve or mitigate the negative contact in conjunction with City staff. The parties may agree in advance to a single person contact, a representative of either City or Contractor, for the investigation and response to complaints.

4. INCORPORATED DOCUMENTS: The plans and specifications referenced in Section 1, above, the Notice Inviting Sealed Bids attached hereto, the Instructions to Bidders (including attachments), and, unless omitted from such Notice, the 2018 edition of "Standard Specifications for Public Works Construction" ("Standard Specifications"), as amended by the Contract Documents, all of which are incorporated by reference herein, and this written agreement (collectively, "Contract Documents"), shall constitute the entire agreement between the parties. This Agreement is intended to require a complete and finished piece of work, and Contractor shall perform all work necessary to properly complete the Work and the Project in accordance with applicable laws, whether set out specifically in the Contract Documents or not. Should it be ascertained that any inconsistency exists between any of the Contract Documents, the provisions of this Agreement shall control.

5. COMPLETION DATE / LIQUIDATED DAMAGES:

A. The Total Contract Working Days shall not exceed **80** Working Days From the date of the Notice To Proceed issued for the Project ("Project Completion Date")

B. Liquidated damages will be assessed in the amount of **$1,750.00 for each calendar day** in excess of the contract time for the Project beyond the Project Completion Date. City may deduct liquidated damages from any monies due or that may become due Contractor. Progress payments made after the completion date shall not constitute a waiver of liquidated damages.

6. TERMINATION:

A. City may terminate this Agreement for convenience without penalty at any time upon 30 days' written notice to Contractor. In such event, City shall pay Contractor for all services satisfactorily rendered prior to date of termination, which in any case shall not exceed the total contract price, and such payment shall be in full satisfaction of all services rendered.

B. If Contractor breaches this Agreement and fails to cure such breach within seven days of written notice, then City may immediately terminate this Agreement for cause.

7. INSURANCE:

A. Contractor shall not commence work until it has obtained all insurance required hereunder from a company or companies acceptable to City, nor shall Contractor allow any subcontractor to commence work on its subcontract until all insurance required of the subcontractor has been obtained. Contractor shall take maintain the following policies of insurance:

i. Compensation insurance: Before beginning work, Contractor shall furnish to City a certificate of insurance as proof that it has taken out full compensation insurance for all persons whom Contractor may employ directly or through subcontractors in carrying out the Work, in accordance with the laws of the State of California. Such insurance shall be maintained in full force and effect during the period covered by this Agreement. Further, such policy of insurance shall provide that the insurer waives all rights of subrogation against City and its elected officials, officers, employees and agents. In accordance with the provisions of Labor Code Section 3700, every contractor shall secure the payment of compensation to its employees. Contractor, prior to commencing work, shall sign and file with City a certification as follows:

> "I am aware of the provisions of Section 3700 of the Labor Code which require every employer to be insured against liability for worker's compensation or to undertake self-insurance in accordance with the provisions of that Code, and I will comply with such provisions before commencing the performance of work of this contract."

ii. For all operations of Contractor or any subcontractor in performing the Work, insurance with the following minimum limits and coverage:

a. Commercial General Liability (occurrence) - for bodily injury, death, and property damage products/completed operations and all other activities undertaken by Contractor in the performance of this Agreement.

b. Comprehensive Automobile Liability (occurrence) - for bodily injury, death, and property damage, insuring against all liability arising out of the use of any vehicle.

c. Owner's and Contractor's Protective (occurrence) - for bodily injury, death, and property damage arising out of any activities undertaken by Contractor in the performance of this Agreement.

d. Other required insurance, endorsement, or exclusions, as required by the Contract Documents.

B. The policies of insurance required in paragraph (A)(ii) above shall have no less than the following limits of coverage:

i. $2,000,000 for bodily injury or death;

ii. $2,000,000 for property damage; and

iii. The total of the limits specified in subsections (i) and (ii) above, where a combined single limit is provided.

C. Each such policy of insurance required in paragraph (A)(ii) above shall:

i. Be subject to no deductible amount unless otherwise provided, or approved in writing by City.

ii. Be issued by an insurance company approved in writing by City, which is admitted and licensed to do business in the State of California and which is rated A/VII or better according to the most recent A.M. Best Co. Rating Guide.

iii. Name as additional insureds City, its elected officials, officers, employees, attorneys, and agents, and any other parties including subcontractors, specified by City to be included.

iv. Specify that it acts as primary insurance and that no insurance held or owned by the designated additional insureds shall be called upon to cover a loss under such policy.

v. Specify that it applies separately to each insured against whom claim is made or suit is brought, except with respect to the limits of the insurer's liability.

vi. Contain a clause substantially in the following words:

> "It is hereby understood and agreed that this policy may not be canceled nor the amount of coverage thereof reduced until 30 days after receipt by the City of Brea of written notice of such cancellation or reduction of coverage as evidenced by receipt of such notice by registered letter."

vii. Specify that any failure to comply with reporting or other provisions of the required policy, including breaches of warranty, shall not affect the coverage required to be provided.

viii. Specify that the insurer waives all rights of subrogation against the named additional insureds.

ix. Specify that any and all costs of adjusting and/or defending any claim against any insured, including court costs and attorneys' fees, shall be paid in addition to and shall not deplete any policy limits.

x. Otherwise be in form satisfactory to City.

D. Prior to commencing performance under this Agreement, Contractor shall furnish City with original endorsements, or copies of each required policy, effecting and evidencing the insurance coverage required by this Agreement. The endorsements shall be signed

by a person authorized by the insurer(s) to bind coverage on its behalf. All endorsements or policies shall be received and approved by City before Contractor commences performance. If performance of this Agreement shall extend beyond one year, Contractor shall provide City with the required policies or endorsements evidencing renewal of the required policies of insurance prior to their expiration of any required policies of insurance.

E. The insurance obligations under this Agreement shall be: (i) all the insurance coverage and/or limits carried by or available to Contractor; or (ii) the minimum insurance coverage requirements and/or limits shown in this Agreement; whichever is greater. Any insurance proceeds in excess of or broader than the minimum required coverage and/or minimum required limits, which are applicable to a given loss, shall be available to City. No representation is made that the minimum insurance requirements of this Agreement are sufficient to cover the obligations of Contractor under this Agreement.

8. LABOR CODE COMPLIANCE:

A. Contractor acknowledges that the Work required is a "public work" as defined in Labor Code Section 1720 et seq. Contractor is required to pay not less than the general prevailing rate of per diem wages for work of a similar character in locality in which the public work is performed, and not less than the general prevailing rate of per diem wages for holiday and overtime work. In that regard, the Director of the Department of Industrial Relations of the State of California is required to and has determined such general prevailing rates of per diem wages. The applicable prevailing rates can be found on the following website: http://www.dir.ca.gov/OPRL/pwd/. For federally funded projects, Davis-Bacon requirements apply, and the appropriate wage determinations can be found in the project specifications. Contractor shall ascertain all prevailing wages applicable to the Project and shall cause a copy of such wage determinations to be posted at the job site.

B. Pursuant to Labor Code Section 1775, Contractor and all subcontractors shall, as a penalty to City, forfeit not more than $200 for each calendar day, or portion thereof, for each worker paid less than the prevailing wage rates as determined by the Director of Industrial Relations for the work or craft in which the worker is employed for work done under this Agreement by Contractor or, except as provided in Section 1775(b), by any subcontractor.

C. Contractor shall comply with and be bound by the provisions of Labor Code Section 1777.5 concerning the employment of apprentices on public works projects. Contractor shall be responsible for compliance with Section 1777.5 for all apprenticeable occupations. Prior to commencing the Work, Contractor shall provide City with a copy of the information submitted to any applicable apprenticeship program. Within 60 days after concluding work pursuant to this Agreement, Contractor and each of its subcontractors shall submit to City a verified statement of the journeyman and apprentice hours performed under this Agreement.

D. Eight hours of labor shall constitute a legal day's work for all workmen employed in the execution of this Agreement, and Contractor and all subcontractors shall comply with and be governed by the laws of the State of California having to do with working hours.

E. Contractor and all subcontractors shall, as a penalty to City, forfeit $25 for each worker employed in the execution of this Agreement by Contractor or a subcontractor for each calendar day during which the worker is required or permitted to work more than eight hours in any one calendar day and 40 hours in any one calendar week in violation of the Labor Code.

F. Contractor shall comply with and be bound by the provisions of Labor Code Section 1776, which requires Contractor and each subcontractor to: (i) keep accurate payroll records and verify such records in writing under penalty of perjury, as specified in Section 1776; (ii) certify and make such payroll records available for inspection as provided by Section 1776; and (iii) inform City of the location of the records. Contractor and each subcontractor shall comply with and be bound by the provisions of Labor Code Section 1771.4(a)(3), which requires that each contractor and each subcontractor shall furnish the records specified in Section 1776 directly to the Labor Commissioner at least monthly, in a format prescribed by the Labor Commissioner.

G. For every subcontractor who will perform work on the Project, Contractor shall be responsible for such subcontractor's compliance with Labor Code Sections 1771, 1775, 1776, 1777.5, 1813, and 1815, and Contractor shall include in the written contract between it and each subcontractor copies of Labor Code Sections 1771, 1775, 1776, 1777.5, 1813, and 1815 and a requirement that each subcontractor shall comply with these statutes. Contractor shall be required to take all actions necessary to enforce such contractual provisions and ensure each subcontractor's compliance, including conducting a periodic review of the certified payroll records of the subcontractor. Upon becoming aware of a failure of the subcontractor to pay its workers the specified prevailing rate of wages, Contractor shall diligently take corrective action to halt or rectify the failure.

H. Contractor truthfully represents that at the time Contractor submitted its bid for this Project, and thereafter, Contractor possessed, and now possesses the required license(s) from the State Contractors State Licensing Board, and as required in the Contract Documents, as well as all permits, qualifications, insurance and approvals of any nature that are legally required of Contractor to practice its trade(s) and complete the Project. Contractor agrees to not be debarred at any time through the duration of this Agreement. Contractor has investigated and represents and will ensure that all subcontractors possessed and now possess a valid specialty trade license in its trade, as well as all permits, qualifications, insurance and approvals of any nature that are legally required of the subcontractor to practice its trade during the term of this Agreement and at the time Contractor's bid was submitted. All general building contractor licensees must comply with Business and Professions Code Section 7057. Contractor and all subcontractors must comply with business license requirements of City. Contractor shall not perform work with any debarred subcontractor pursuant to Labor Code Section 1777.1 or 1777.7.

9. UNRESOLVED DISPUTES:

A. In the event that a dispute arises between the parties regarding whether the conditions materially differ, involve hazardous waste, or cause a decrease or increase in Contractor's cost of or time required for performance of any part of the Work, Contractor shall not be excused from the Completion Date, but shall proceed with all work to be performed under the Agreement. Contractor shall retain any and all rights provided that pertain to the resolution of disputes and protests between the parties. In the event of any dispute or controversy with City over any matter whatsoever, Contractor shall not cause any delay or cessation in or of work, but shall proceed with the performance of the work in dispute. This includes disputed time extension requests and prices for changes. The disputed work will be categorized as an "unresolved dispute" and payment, if any, shall be as later determined by agreement or a court of law. Contractor shall keep accurate, detailed records of all disputed work, claims and other disputed matters.

B. All claims arising out of or related to the Contract Documents or this Project, and the consideration and payment of such claims, are subject to the Government Claims Act (Government Code Section 810 et seq.) with regard to filing claims. All such claims are also subject to the dispute procedures set forth in Public Contract Code Section 9204 and Public

Contract Code Section 20104 et seq., to the extent each is applicable. This Agreement hereby incorporates those provisions as through fully set forth herein. Thus, Contractor or any subcontractor must file a claim in accordance with the Government Claims Act as prerequisite to filing a construction claim in compliance with Section 9204 and Section 20104 et seq. (if applicable), and must then adhere to Section 20104 et seq. and Section 9204, as applicable, with respect to any asserted "claim," as individually defined in those Sections.

10. ANTI-TRUST CLAIMS: In entering into this Agreement, Contractor offers and agrees to assign to City all rights, title, and interest in and to all causes of action it may have under Section 4 of the Clayton Act (15 U.S.C. Sec. 15) or under the Cartwright Act (Business and Professions Code Section 16700 et seq.) arising from purchases of goods, services, or materials pursuant to this Agreement. This assignment shall be made and become effective at the time City tenders final payment to Contractor without further action or acknowledgment by the parties.

11. THIRD PARTY CLAIMS: Pursuant to Public Contract Code Section 9201, City has full authority to compromise or otherwise settle any claim relating to this Agreement at any time. City shall timely notify Contractor of the receipt of any third-party claim relating to this Agreement. City shall be entitled to recover its reasonable costs incurred in providing the notification required by Public Contract Code Section 9201(b).

12. RIGHT TO AUDIT: City or its representative shall have the option of inspecting and/or auditing all records and other written materials used by Contractor in preparing its billings to City as a condition precedent to any payment to Contractor. Contractor will promptly furnish documents requested by City. Additionally, pursuant to Government Code Section 8546.7, if this Agreement involves the expenditure of public funds in excess of $10,000, Contractor shall be subject to State Auditor examination and audit at the request of City or as part of any audit of City, for a period of three years after final payment under this Agreement.

13. TRENCHING AND EXCAVATIONS:

A. If the Project involves trenching more than four feet deep, Contractor shall promptly and before the following conditions are disturbed notify City in writing of any: (i) material that Contractor believes may be material that is hazardous waste, as defined in California Health and Safety Code Section 25117, that is required to be removed to a Class I, Class II, or Class III disposal site in accordance with provisions of existing law; (ii) subsurface or latent physical conditions at the site differing from those indicated; or (iii) unknown physical conditions at the site of any unusual nature, different materially from those ordinarily encountered and generally recognized as inherent in work of the character provided for in this Agreement. City shall investigate the conditions, and if City finds that the conditions do materially differ or do involve hazardous waste and cause a decrease or increase in Contractor's cost of or the time required for performance of any part of the Work, City shall issue a change order.

B. In addition, whenever work under this Agreement involves an estimated expenditure in excess of $25,000 for the excavation of any trench or trenches five (5) feet or more in depth, Contractor shall submit for acceptance by City or by a registered civil or structural engineer employed by City to whom authority to accept has been delegated, in advance of excavation, a detailed plan showing the design of shoring, bracing, sloping, or other provisions to be made for worker protection from the hazard of caving ground during the excavation, of such trench or trenches. If such plan varies from the shoring system standards established by the Construction Safety Orders of the Division of Industrial Safety, the plan shall be prepared by a registered civil or structural engineer employed by Contractor, and all costs therefor shall be included in the contract price herein for completion of the Work as set forth in this Agreement.

Nothing in this provision shall be deemed to allow the use of a shoring, sloping, or other protective system less effective than that required by the Construction Safety Orders. Nothing in this provision shall be construed to impose tort liability on City or on any City officer, agent, or employee. All plans, plan review, processing, and shoring costs are Contractor's financial and legal responsibility.

14. UTILITIES: City acknowledges its responsibilities under Government Code Section 4215 concerning existing utilities.

15. LOCATION OF EXISTING ELEMENTS: The methods used and costs involved to locate existing elements, points of connection and all construction methods are Contractor's sole responsibility. Accuracy of information furnished, as to existing conditions, is not guaranteed by City. Contractor must strictly comply with all applicable requirements of Government Code Section 4216 et seq. Prior to commencement of the Work, Contractor, at its sole expense, must make all investigations necessary to determine locations of existing elements, which may include contacting Underground Service Alert and other private underground locating firm(s), utilizing specialized locating equipment, hand trenching, or both. Contractor must provide City with every Dig Alert Identification Number issued by Underground Service Alert during the course of the Project. Contractor shall be responsible for preserving the integrity of the existing underground utilities and elements at the site.

16. CONTRACTOR'S LIABILITY:

A. City and its officers, agents, and employees shall not be answerable or accountable in any manner for any loss or damage that may happen to the Work or any part thereof, or for any of the materials or other things used or employed in performing the Work; or for injury or damage to any person or persons, either workers, employees of Contractor or its subcontractors or the public, or for damage to adjoining or other property from any cause whatsoever arising out of or in connection with the performance of the Work. Contractor shall be responsible for all damage or injury to any person or property resulting from defects or obstructions or from any cause whatsoever, except the sole negligence or willful misconduct of City, its employees, servants, or independent contractors who are directly responsible to City during the progress of the Work or at any time before its completion and final acceptance.

B. To the maximum extent permitted by law, Contractor will defend, indemnify, and hold City, its elected officials, officers, employees, agents, and volunteers (collectively, "Indemnitees") free and harmless with respect to any and all actions, claims, liens, stop notices, damages to persons or property, penalties, obligations, and liabilities that may be asserted or claimed by any person, firm, entity, corporation, political subdivision, or other entity in any way arising out of or in connection with the acts, omissions, willful misconduct, work, operations, breach of this Agreement, violation of the Labor Code or any other code or regulation, and/or activities of Contractor, its agents, employees, subcontractors, or invitees in or related to the performance of this Agreement (collectively, "Claims"), whether or not there is concurrent passive or active negligence on the part of any of the Indemnitees, but excluding such actions, claims, damages to persons or property, penalties, obligations, or liabilities arising from the sole negligence or willful misconduct of any of the Indemnitees, as determined by a final court decision or agreement of the parties.

C. Contractor will defend any action or actions filed in connection with any Claims and will pay all costs and expenses, including actual attorneys' fees incurred in connection therewith.

D. Contractor will promptly pay any judgment rendered against Contractor or any of the Indemnitees as a result of any Claims, and Contractor agrees to indemnify and save and hold the Indemnitees harmless therefrom.

E. In the event any Indemnitee is made a party to any action or proceeding filed or prosecuted against Contractor in connection with any Claims, Contractor shall pay to the Indemnitees any and all costs and expenses incurred by the Indemnitees in such action or proceeding together with actual attorneys' fees.

F. So much of the money due to Contractor under and by virtue of this Agreement, as shall be considered necessary by City, may be retained by City until Contractor has satisfied its indemnity obligations under this Section.

17. ASSIGNMENT: Contractor shall not assign or transfer any interest in this Agreement or any part thereof, whether by assignment or novation, without City's prior written consent. Any purported assignment without written consent shall be null, void, and of no effect, and Contractor shall hold harmless, defend and indemnify City and its officers, officials, employees, agents, and representatives with respect to any claim, demand, or action arising from or relating to any unauthorized assignment.

18. CONTRACTOR'S REPRESENTATIONS: Contractor represents, covenants and agrees that: (i) Contractor is qualified and capable of furnishing the labor, materials, and expertise necessary to perform the Work in accordance with the terms and conditions set forth in this Agreement; (ii) there are no obligations, commitments, or impediments of any kind that will limit or prevent Contractor's full performance under this Agreement; (iii) there is no litigation pending against Contractor or any owner or officer thereof, involving alleged theft, dishonesty, or fraud involving a public works project, and neither Contractor nor any owner or officer thereof is the subject of any criminal investigation or proceeding involving a public works project; and (iv) to Contractor's actual knowledge, neither Contractor nor any owner or officer thereof has been convicted of a felony involving theft, dishonesty, or fraud in connection with a public works project, within the last 10 years.

19. NOTICES: Except as otherwise required by law, any notice, payment, or other communication authorized or required by this Agreement shall be in writing and shall be deemed received on (i) the day of delivery if delivered by hand or overnight courier service during City's regular business hours or (ii) on the third business day following deposit in the United States mail, postage prepaid, to the addresses listed below, or at such other address as one party may notify the other:

To City:
Director of Public Works
City of Brea
1 Civic Center Circle
Brea, California 92821

To Contractor:
All American Asphalt
400 East Sixth Street
Corona, California 92879

20. NON-DISCRIMINATION: No discrimination shall be made in the employment of persons upon public works because of the race, color, or religion of such persons, or on any other basis specified in Government Code Section 12940. Every contractor for public works violating this section is subject to all the penalties imposed for a violation of Labor Code Section 1720 et seq. in accordance with the provisions of Section 1735 of such Code.

21. APPLICABLE LAW: The validity, interpretation, and performance of this Agreement shall be controlled by and construed under the laws of the State of California, excluding the choice of law rules. Venue for any such action relating to this Agreement shall be in the Orange County Superior Court.

22. INCORPORATION OF MANDATORY LANGUAGE: Each and every provision required by law to be inserted in this Agreement shall be deemed to be inserted and this Agreement shall be read and enforced as though such provision were included. If through mistake or otherwise any such provision is not inserted, or is not correctly inserted, then upon request of either party this Agreement shall promptly be amended to make such insertion or correction.

23. ENTIRE AGREEMENT: This Agreement, including the Contract Documents, and any other documents incorporated herein by specific reference, represents the entire and integrated agreement between the parties. This Agreement supersedes all prior oral or written negotiations, representations or agreements. This Agreement may not be modified or amended, nor any provision or breach waived, except in a writing signed by both parties which expressly refers to this Agreement.

24. NON-WAIVER OF TERMS: Waiver by either party of any one or more of the conditions of performance under this Agreement shall not be a waiver of any other condition of performance under this Agreement. In no event shall the making by City of any payment to Contractor constitute or be construed as a waiver by City of any breach of covenant, or any default which may then exist on the part of Contractor, and the making of any such payment by City shall in no way impair or prejudice any right or remedy available to City with regard to such breach or default.

25. AUTHORITY: Any person executing this Agreement on behalf of Contractor warrants and represents that he or she has the authority to execute this Agreement on behalf of Contractor and has the authority to bind Contractor to the performance of its obligations hereunder.

26. COUNTERPARTS: This Agreement may be executed in counterpart originals, duplicate originals, or both, each of which is deemed to be an original for all purposes.

[SIGNATURES ON FOLLOWING PAGE]

TO EXECUTE THIS AGREEMENT, the parties have caused their authorized representatives to sign below.

ALL AMERICAN ASPHALT

_____	_____
□ Chairperson □ President ☑ Vice President	☑ Secretary □ Asst. Secretary
Edward J Carlson	□ Chief Finance Officer □ Asst. Treasurer
	Michael Farkas

[Pursuant to California Corporations Code Section 313, both signature lines must be executed unless the signatory holds at least one of the offices designated on each line.]

CITY OF BREA

By: _____
Mayor

Attest: _____
City Clerk

CALIFORNIA ALL-PURPOSE ACKNOWLEDGEMENT — CIVIL CODE § 1189

A notary public or other officer completing this certificate verifies only the identity of the individual who signed the document to which this certificate is attached, and not the truthfulness, accuracy, or validity of that document.

State of California

County of Riverside

On 03/31/2025 (Date) before me, Kathryn Marconi, Notary Public (Here Insert name and Title of the Officer),

personally appeared Edward J. Carlson and Michael Farkas (Name(s) of Signer(s)),

who proved to me on the basis of satisfactory evidence to be the person(s) whose name(s) ~~is~~/are subscribed to the within instrument and acknowledged to me that ~~he/she~~/they executed the same in ~~his/her~~/their authorized capacity(ies), and that by ~~his/her~~/their signature(s) on the instrument the person(s), or the entity upon behalf of which the person(s) acted, executed the instrument.

I certify under PENALTY OF PERJURY under the laws of the State of California that the forgoing paragraph is true and correct.

WITNESS my hand and official seal.

Signature Kathryn Marconi (Signature of Notary Public)

KATHRYN MARCONI
Notary Public - California
Riverside County
Commission # 2490731
My Comm. Expires May 21, 2028

Place Notary Seal Above

OPTIONAL

Though the information below is not required by law, it may prove valuable to person relying on the document and could prevent fraudulent removal and reattachment of this form to another document.

Description of Attached Document

Title or Type of Document: Construction Agreement - City of Brea

Document Date: 03/31/2025 Number of Pages: Eleven (11)

Signer(s) Other Than Named Above: City of Brea

Capacity(ies) Claimed by Signer(s)

Signer's Name: Edward J. Carlson
- ☐ Individual
- X Corporate Officer — Title(s): Vice President
- ☐ Partner ☐ ☐ Limited ☐ General
- ☐ Attorney in Fact
- ☐ Trustee
- ☐ Other: _____

Signer is Representing: All American Asphalt

RIGHT THUMBPRINT OF SIGNER
Top of thumb here

Signer's Name: Michael Farkas
- ☐ Individual
- X Corporate Officer — Title(s): Secretary
- ☐ Partner ☐ ☐ Limited ☐ General
- ☐ Attorney in Fact
- ☐ Trustee
- ☐ Other: _____

Signer is Representing: All American Asphalt

RIGHT THUMBPRINT OF SIGNER
Top of thumb here

Premium: $9,282.00
Premium is for contract term and is subject to adjustment based on final contract price
Executed in: 2 Counterparts

Bond No. 7673742

PERFORMANCE BOND

KNOW ALL PERSONS BY THESE PRESENTS that:

WHEREAS the City of **Brea** ("Public Agency"), State of California, has awarded to **All American Asphalt** ("Principal") a contract (the "Contract") for the Work described as follows:

BIRCH STREET PHASE 1A STREET IMPROVEMENTS FROM N. KRAEMER BOULEVARD TO VALENCIA AVENUE, CIP PROJECT NO. 7329 ("Project").

(Project name)

WHEREAS, Principal is required under the terms of the Contract to furnish a Bond for the faithful performance of the Contract.

NOW, THEREFORE, we, the undersigned Principal, and Fidelity and Deposit Company of Maryland
777 S. Figueroa Street, Suite 3900, Los Angeles, CA 90017

(Name and address of Surety)

("Surety") a duly admitted surety insurer under the laws of the State of California, as Surety, are held and firmly bound unto the Public Agency in the penal sum of **Two Million, Three Hundred Forty-Nine Thousand, Eight Hundred Sixty-Six dollars and zero cents ($2,349,866.00)**, this amount being not less than the total Contract Price, in lawful money of the United States of America, for the payment of which sum well and truly to be made, we bind ourselves, our heirs, successors executors and administrators, jointly and severally, firmly by these presents.

THE CONDITION OF THIS OBLIGATION IS SUCH THAT, if the hereby bounded Principal, his, her or its heirs, executors, administrators, successors or assigns, shall in all things stand to and abide by, and well and truly keep and perform the covenants, conditions and provisions in the Contract and any alteration thereof made as therein provided, on the Principal's part, to be kept and performed at the time and in the manner therein specified, and in all respects according to their true intent and meaning, and shall indemnify and save harmless the Public Agency, its officers, agents and employees, as therein stipulated, then this obligation shall become null and void; otherwise, it shall be and remain in full force and effect.

As a part of the obligation secured hereby and in addition to the face amount specified therefor, there shall be included costs and reasonable expenses and fees, including reasonable attorneys' fees, incurred by Public Agency in successfully enforcing such obligation, all to be taxed as costs and included in any judgment rendered. Surety hereby waives any statute of limitations as it applies to an action on this Bond.

The Surety hereby stipulates and agrees that no change, extension of time, alteration or addition to the terms of the Contract or of the Work to be performed thereunder or the specifications accompanying the same shall in anywise affect its obligations under this Bond, and it does

hereby waive notice of any such change, extension of time, alteration or addition to the terms of the Contract or to the Work or to the specifications. Surety hereby waives the provisions of California Civil Code §§ 2845 and 2849. The City is the principal beneficiary of this Bond and has all rights of a party hereto.

IN WITNESS WHEREOF, two (2) identical counterparts of this instrument, each of which shall for all purposes be deemed an original hereof, have been duly executed by Principal and Surety, on the date set forth below, the name of each corporate party being hereto affixed and these presents duly signed by its undersigned representative(s) pursuant to authority of its governing body.

Dated: March 26, 2025

"Principal"	"Surety"
All American Asphalt	Fidelity and Deposit Company of Maryland
By:	By: Rebecca Haas-Bates
Its Edward J Carlson, VP	Its Rebecca Haas-Bates, Attorney-in-Fact
By:	By:
Its Mark Lver, President	Its
(Seal)	*(Seal)*

Note: This Bond must be executed in duplicate and dated, all signatures must be notarized, and evidence of the authority of any person signing as attorney-in-fact must be attached. IF CONTRACTOR IS A PARTNERSHIP, ALL PARTNERS MUST EXECUTE BOND. DATE OF BOND MUST NOT BE BEFORE DATE OF CONTRACT. Surety companies executing Bonds must appear on the Treasury Department's most current list (Circular 570 as amended) and be authorized to transact business in the State where the project is located.

CALIFORNIA ALL-PURPOSE ACKNOWLEDGEMENT — CIVIL CODE § 1189

A notary public or other officer completing this certificate verifies only the identity of the individual who signed the document to which this certificate is attached, and not the truthfulness, accuracy, or validity of that document.

State of California

County of Riverside

On 03/31/2025 (Date) before me, Kathryn Marconi, Notary Public (Here Insert name and Title of the Officer),

personally appeared Edward J. Carlson and Mark Luer (Name(s) of Signer(s)),

who proved to me on the basis of satisfactory evidence to be the person(s) whose name(s) ~~is~~/are subscribed to the within instrument and acknowledged to me that ~~he/she~~/they executed the same in ~~his/her~~/their authorized capacity(ies), and that by ~~his/her~~/their signature(s) on the instrument the person(s), or the entity upon behalf of which the person(s) acted, executed the instrument.

I certify under PENALTY OF PERJURY under the laws of the State of California that the forgoing paragraph is true and correct.

WITNESS my hand and official seal.

Signature Kathryn Marconi (Signature of Notary Public)

KATHRYN MARCONI
Notary Public - California
Riverside County
Commission # 2490731
My Comm. Expires May 21, 2028

Place Notary Seal Above

OPTIONAL

Though the information below is not required by law, it may prove valuable to person relying on the document and could prevent fraudulent removal and reattachment of this form to another document.

Description of Attached Document

Title or Type of Document: Performance Bond #7673742

Document Date: 03/26/2025 Number of Pages: Two (2)

Signer(s) Other Than Named Above: Rebecca Haas-Bates (Attorney in Fact)

Capacity(ies) Claimed by Signer(s)

Signer's Name: Edward J. Carlson
- ☐ Individual
- X Corporate Officer — Title(s): Vice President
- ☐ Partner ☐ ☐ Limited ☐ General
- ☐ Attorney in Fact
- ☐ Trustee
- ☐ Other: _____

Signer is Representing: All American Asphalt

RIGHT THUMBPRINT OF SIGNER
Top of thumb here

Signer's Name: Mark Luer
- ☐ Individual
- X Corporate Officer — Title(s): President
- ☐ Partner ☐ ☐ Limited ☐ General
- ☐ Attorney in Fact
- ☐ Trustee
- ☐ Other: _____

Signer is Representing: All American Asphalt

RIGHT THUMBPRINT OF SIGNER
Top of thumb here

CALIFORNIA ALL-PURPOSE ACKNOWLEDGMENT **CIVIL CODE § 1189**

A notary public or other officer completing this certificate verifies only the identity of the individual who signed the document to which this certificate is attached, and not the truthfulness, accuracy, or validity of that document.

State of California)
County of Orange)

On 03/26/2025 before me, Alma Karen Hernandez, Notary Public,
Date *Here Insert Name and Title of the Officer*

personally appeared Rebecca Haas-Bates
Name(s) of Signer(s)

,

who proved to me on the basis of satisfactory evidence to be the person(s) whose name(s) is/are subscribed to the within instrument and acknowledged to me that he/she/they executed the same in his/her/their authorized capacity(ies), and that by his/her/their signature(s) on the instrument the person(s), or the entity upon behalf of which the person(s) acted, executed the instrument.

I certify under PENALTY OF PERJURY under the laws of the State of California that the foregoing paragraph is true and correct.

WITNESS my hand and official seal.

ALMA KAREN HERNANDEZ
Notary Public - California
Orange County
Commission # 2390908
My Comm. Expires Jan 16, 2026

Signature
Signature of Notary Public

Place Notary Seal Above

OPTIONAL

Though this section is optional, completing this information can deter alteration of the document or fraudulent reattachment of this form to an unintended document.

Description of Attached Document

Title or Type of Document: Performance Bond No. 7673742 Document Date: 03/26/2025
Number of Pages: Two(2) Signer(s) Other Than Named Above: All American Asphalt

Capacity(ies) Claimed by Signer(s)

Signer's Name: Rebecca Haas-Bates
☐ Corporate Officer — Title(s):
☐ Partner — ☐ Limited ☐ General
☐ Individual ☑ Attorney in Fact
☐ Trustee ☐ Guardian or Conservator
☐ Other:
Signer Is Representing:
Fidelity and Deposit Company of Maryland

Signer's Name:
☐ Corporate Officer — Title(s):
☐ Partner — ☐ Limited ☐ General
☐ Individual ☐ Attorney in Fact
☐ Trustee ☐ Guardian or Conservator
☐ Other:
Signer Is Representing:

©2014 National Notary Association • www.NationalNotary.org • 1-800-US NOTARY (1-800-876-6827) Item #5907

EXTRACT FROM BY-LAWS OF THE COMPANIES

"Article V, Section 8, Attorneys-in-Fact. The Chief Executive Officer, the President, or any Executive Vice President or Vice President may, by written instrument under the attested corporate seal, appoint attorneys-in-fact with authority to execute bonds, policies, recognizances, stipulations, undertakings, or other like instruments on behalf of the Company, and may authorize any officer or any such attorney-in-fact to affix the corporate seal thereto; and may with or without cause modify of revoke any such appointment or authority at any time."

CERTIFICATE

I, the undersigned, Vice President of the ZURICH AMERICAN INSURANCE COMPANY, the COLONIAL AMERICAN CASUALTY AND SURETY COMPANY, and the FIDELITY AND DEPOSIT COMPANY OF MARYLAND, do hereby certify that the foregoing Power of Attorney is still in full force and effect on the date of this certificate; and I do further certify that Article V, Section 8, of the By-Laws of the Companies is still in force.

This Power of Attorney and Certificate may be signed by facsimile under and by authority of the following resolution of the Board of Directors of the ZURICH AMERICAN INSURANCE COMPANY at a meeting duly called and held on the 15th day of December 1998.

RESOLVED: "That the signature of the President or a Vice President and the attesting signature of a Secretary or an Assistant Secretary and the Seal of the Company may be affixed by facsimile on any Power of Attorney...Any such Power or any certificate thereof bearing such facsimile signature and seal shall be valid and binding on the Company."

This Power of Attorney and Certificate may be signed by facsimile under and by authority of the following resolution of the Board of Directors of the COLONIAL AMERICAN CASUALTY AND SURETY COMPANY at a meeting duly called and held on the 5th day of May, 1994, and the following resolution of the Board of Directors of the FIDELITY AND DEPOSIT COMPANY OF MARYLAND at a meeting duly called and held on the 10th day of May, 1990.

RESOLVED: "That the facsimile or mechanically reproduced seal of the company and facsimile or mechanically reproduced signature of any Vice-President, Secretary, or Assistant Secretary of the Company, whether made heretofore or hereafter, wherever appearing upon a certified copy of any power of attorney issued by the Company, shall be valid and binding upon the Company with the same force and effect as though manually affixed.

IN TESTIMONY WHEREOF, I have hereunto subscribed my name and affixed the corporate seals of the said Companies, this 26th day of March, 2025.

Colonial American Casualty and Surety Company CORPORATE SEAL

ZURICH AMERICAN INSURANCE COMPANY CORPORATE SEAL 1972 NEW YORK

Fidelity & Deposit Company of Maryland CORPORATE SEAL 1890

MJ Pethick

Mary Jean Pethick
Vice President

TO REPORT A CLAIM WITH REGARD TO A SURETY BOND, PLEASE SUBMIT A COMPLETE DESCRIPTION OF THE CLAIM INCLUDING THE PRINCIPAL ON THE BOND, THE BOND NUMBER, AND YOUR CONTACT INFORMATION TO:

Zurich Surety Claims
1299 Zurich Way
Schaumburg, IL 60196-1056
reportsfclaims@zurichna.com
800-626-4577

Authenticity of this bond can be confirmed at bondvalidator.zurichna.com or 410-559-8790

ZURICH AMERICAN INSURANCE COMPANY
COLONIAL AMERICAN CASUALTY AND SURETY COMPANY
FIDELITY AND DEPOSIT COMPANY OF MARYLAND
POWER OF ATTORNEY

KNOW ALL MEN BY THESE PRESENTS: That the ZURICH AMERICAN INSURANCE COMPANY, a corporation of the State of New York, the COLONIAL AMERICAN CASUALTY AND SURETY COMPANY, a corporation of the State of Illinois, and the FIDELITY AND DEPOSIT COMPANY OF MARYLAND a corporation of the State of Illinois (herein collectively called the "Companies"), by Christopher Nolan, Vice President, in pursuance of authority granted by Article V, Section 8, of the By-Laws of said Companies, which are set forth on the reverse side hereof and are hereby certified to be in full force and effect on the date hereof, do hereby nominate, constitute, and appoint **William SYRKIN, Richard ADAIR, Rebecca HAAS-BATES of Irvine, California,,** its true and lawful agent and Attorney-in-Fact, to make, execute, seal and deliver, for, and on its behalf as surety, and as its act and deed: **any and all bonds and undertakings,** and the execution of such bonds or undertakings in pursuance of these presents, shall be as binding upon said Companies, as fully and amply, to all intents and purposes, as if they had been duly executed and acknowledged by the regularly elected officers of the ZURICH AMERICAN INSURANCE COMPANY at its office in New York, New York., the regularly elected officers of the COLONIAL AMERICAN CASUALTY AND SURETY COMPANY at its office in Owings Mills, Maryland., and the regularly elected officers of the FIDELITY AND DEPOSIT COMPANY OF MARYLAND at its office in Owings Mills, Maryland., in their own proper persons.

The said Vice President does hereby certify that the extract set forth on the reverse side hereof is a true copy of Article V, Section 8, of the By-Laws of said Companies, and is now in force.

IN WITNESS WHEREOF, the said Vice-President has hereunto subscribed his/her names and affixed the Corporate Seals of the said **ZURICH AMERICAN INSURANCE COMPANY, COLONIAL AMERICAN CASUALTY AND SURETY COMPANY, and FIDELITY AND DEPOSIT COMPANY OF MARYLAND**, this 7th day of January A.D. 2025.

ATTEST:
ZURICH AMERICAN INSURANCE COMPANY
COLONIAL AMERICAN CASUALTY AND SURETY COMPANY
FIDELITY AND DEPOSIT COMPANY OF MARYLAND

By: Christopher Nolan
Vice President

By: Dawn E. Brown
Secretary

State of Maryland
County of Baltimore

On this 7th day of January A.D. 2025, before the subscriber, a Notary Public of the State of Maryland, duly commissioned and qualified, **Christopher Nolan, Vice President and Dawn E. Brown, Secretary** of the Companies, to me personally known to be the individuals and officers described in and who executed the preceding instrument, and acknowledged the execution of same, and being by me duly sworn, deposeth and saith, that he/she is the said officer of the Company aforesaid, and that the seals affixed to the preceding instrument are the Corporate Seals of said Companies, and that the said Corporate Seals and the signature as such officer were duly affixed and subscribed to the said instrument by the authority and direction of the said Corporations.

IN TESTIMONY WHEREOF, I have hereunto set my hand and affixed my Official Seal the day and year first above written.

Genevieve M. Malson
Notary Public
My Commission Expire January 27, 2029

Authenticity of this bond can be confirmed at bondvalidator.zurichna.com or 410-559-8790

No. 2479-4

STATE OF CALIFORNIA

DEPARTMENT OF INSURANCE

SAN FRANCISCO

Amended

Certificate of Authority

THIS IS TO CERTIFY *that, pursuant to the Insurance Code of the State of California,*

Fidelity and Deposit Company of Maryland

*of **Illinois**, organized under the laws of **Illinois**, subject to its Articles of Incorporation or other fundamental organizational documents, is hereby authorized to transact within this State, subject to all provisions of this Certificate, the following classes of insurance:*

Fire, Marine, Surety, Plate Glass, Liability, Workers' Compensation, Boiler and Machinery, Burglary, Credit, Sprinkler, Team and Vehicle, Automobile, Aircraft and Miscellaneous

as such classes are now or may hereafter be defined in the Insurance Laws of the State of California.

THIS CERTIFICATE *is expressly conditioned upon the holder hereof now and hereafter being in full compliance with all, and not in violation of any, of the applicable laws and lawful requirements made under authority of the laws of the State of California as long as such laws or requirements are in effect and applicable, and as such laws and requirements now are, or may hereafter be changed or amended.*

IN WITNESS WHEREOF, *effective as of the 12th day of March, 2019, I have set my hand and caused my official seal to be affixed this 12th day of March, 2019.*

Ricardo Lara
Insurance Commissioner

By

Valerie Sarfaty
for Catalina Hayes-Bautista
Insurance Chief Deputy

NOTICE:
Qualification with the Secretary of State must be accomplished as required by the California Corporations Code promptly after issuance of this Certificate of Authority. Failure to do so will be a violation of Insurance Code section 701 and will be grounds for revoking this Certificate of Authority pursuant to the covenants made in the application therefor and the conditions contained herein.

Premium is included in the performance bond
Executed in: 2 Counterparts

Bond No. 7673742

PAYMENT BOND
(LABOR AND MATERIALS)

KNOW ALL PERSONS BY THESE PRESENTS that:

WHEREAS the City of **Brea** ("Public Agency"), State of California, has awarded to **All American Asphalt** ("Principal") a contract (the "Contract") for the Work described as follows:

BIRCH STREET PHASE 1A STREET IMPROVEMENTS FROM N. KRAEMER BOULEVARD TO VALENCIA AVENUE, CIP PROJECT NO. 7329 ("Project").

(Project name)

WHEREAS, under the terms of the Contract, the Principal is required before entering upon the performance of the Work, to file a good and sufficient payment Bond with the Public Agency to secure the claims to which reference is made in Title 3 (commencing with Section 9000) of Part 6 of Division 4 of the Civil Code.

NOW, THEREFORE, we, the undersigned Principal, and Fidelity and Deposit Company of Maryland 777 S. Figueroa Street, Suite 3900, Los Angeles, CA 90017
(Name and address of Surety)

("Surety") a duly admitted surety insurer under the laws of the State of California, as Surety, are held and firmly bound unto the Public Agency and all contractors, subcontractors, laborers, material suppliers, and other persons employed in the performance of the Contract and referred to in Title 3 (commencing with Section 9000) of Part 6 of Division 4 of the Civil Code in the penal sum of **Two Million, Three Hundred Forty-Nine Thousand, Eight Hundred Sixty-Six dollars and zero cents ($2,349,866.00)**, for materials furnished or labor thereon of any kind, or for amounts due under the Unemployment Insurance Act with respect to this Work or labor, that the Surety will pay the same in an amount not exceeding the amount hereinabove set forth, and also in case suit is brought upon this bond, will pay, in addition to the face amount thereof, costs and reasonable expenses and fees, including reasonable attorneys' fees, incurred by Public Agency in successfully enforcing this obligation, to be awarded and fixed by the court, and to be taxed as costs and to be included in the judgment therein rendered.

It is hereby expressly stipulated and agreed that this Bond shall inure to the benefit of any and all persons, companies, and corporations entitled to file claims under Title 3 (commencing with Section 9000) of Part 6 of Division 4 of the Civil Code, so as to give a right of action to them or their assigns in any suit brought upon this Bond.

Upon expiration of the time within which the California Labor Commissioner may serve a civil wage and penalty assessment against the principal, any of its subcontractors, or both the principal and its subcontractors pursuant to Labor Code Section 1741, and upon expiration of the time within which a joint labor management committee may commence an action against the principal, any of its subcontractors, or both the principal and its subcontractors pursuant to Labor

Code Section 1771.2, if the condition of this Bond be fully performed, then this obligation shall become null and void; otherwise, it shall be and remain in full force and effect.

The Surety hereby stipulates and agrees that no change, extension of time, alteration, or addition to the terms of the Contract or the Specifications accompanying the same shall in any manner affect its obligations on this Bond, and it does hereby waive notice of any such change, extension, alteration, or addition.

IN WITNESS WHEREOF, two (2) identical counterparts of this instrument, each of which shall for all purposes be deemed an original hereof, have been duly executed by Principal and Surety, on the date set forth below, the name of each corporate party being hereto affixed and these presents duly signed by its undersigned representative(s) pursuant to authority of its governing body.

Dated: March 26, 2025

"Principal"	"Surety"
All American Asphalt	Fidelity and Deposit Company of Maryland
By:	By: Rebecca Haas-Bates
Its Edward J Carlson, VP	Its Rebecca Haas-Bates, Attorney-in-Fact
By:	By:
Its Mark Luer, President	Its
(Seal)	*(Seal)*

Note: *This Bond must be executed in duplicate and dated, all signatures must be notarized, and evidence of the authority of any person signing as attorney-in-fact must be attached.* IF CONTRACTOR IS A PARTNERSHIP, ALL PARTNERS MUST EXECUTE BOND. DATE OF BOND MUST NOT BE BEFORE DATE OF CONTRACT. Surety companies executing Bonds must appear on the Treasury Department's most current list (Circular 570 as amended) and be authorized to transact business in the State where the project is located.

CALIFORNIA ALL-PURPOSE ACKNOWLEDGEMENT — CIVIL CODE § 1189

A notary public or other officer completing this certificate verifies only the identity of the individual who signed the document to which this certificate is attached, and not the truthfulness, accuracy, or validity of that document.

State of California

County of Riverside

On 03/31/2025 (Date) before me, Kathryn Marconi, Notary Public (Here Insert name and Title of the Officer),

personally appeared Edward J. Carlson and Mark Luer (Name(s) of Signer(s)),

who proved to me on the basis of satisfactory evidence to be the person(s) whose name(s) ~~is~~/are subscribed to the within instrument and acknowledged to me that ~~he/she~~/they executed the same in ~~his/her~~/their authorized capacity(ies), and that by ~~his/her~~/their signature(s) on the instrument the person(s), or the entity upon behalf of which the person(s) acted, executed the instrument.

I certify under PENALTY OF PERJURY under the laws of the State of California that the forgoing paragraph is true and correct.

WITNESS my hand and official seal.

Signature Kathryn Marconi (Signature of Notary Public)

KATHRYN MARCONI
Notary Public - California
Riverside County
Commission # 2490731
My Comm. Expires May 21, 2028

Place Notary Seal Above

OPTIONAL

Though the information below is not required by law, it may prove valuable to person relying on the document and could prevent fraudulent removal and reattachment of this form to another document.

Description of Attached Document

Title or Type of Document: Payment Bond #7673742

Document Date: 03/26/2025 Number of Pages: Two (2)

Signer(s) Other Than Named Above: Rebecca Haas-Bates (Attorney in Fact)

Capacity(ies) Claimed by Signer(s)

Signer's Name: Edward J. Carlson
- ☐ Individual
- X Corporate Officer — Title(s): Vice President
- ☐ Partner ☐ ☐ Limited ☐ General
- ☐ Attorney in Fact
- ☐ Trustee
- ☐ Other: _____

Signer is Representing: All American Asphalt

RIGHT THUMBPRINT OF SIGNER
Top of thumb here

Signer's Name: Mark Luer
- ☐ Individual
- X Corporate Officer — Title(s): President
- ☐ Partner ☐ ☐ Limited ☐ General
- ☐ Attorney in Fact
- ☐ Trustee
- ☐ Other: _____

Signer is Representing: All American Asphalt

RIGHT THUMBPRINT OF SIGNER
Top of thumb here

CALIFORNIA ALL-PURPOSE ACKNOWLEDGMENT **CIVIL CODE § 1189**

A notary public or other officer completing this certificate verifies only the identity of the individual who signed the document to which this certificate is attached, and not the truthfulness, accuracy, or validity of that document.

State of California)
County of Orange)

On 03/26/2025 before me, Alma Karen Hernandez, Notary Public,
Date *Here Insert Name and Title of the Officer*

personally appeared Rebecca Haas-Bates
Name(s) of Signer(s)

,

who proved to me on the basis of satisfactory evidence to be the person(s) whose name(s) is/are subscribed to the within instrument and acknowledged to me that he/she/they executed the same in his/her/their authorized capacity(ies), and that by his/her/their signature(s) on the instrument the person(s), or the entity upon behalf of which the person(s) acted, executed the instrument.

I certify under PENALTY OF PERJURY under the laws of the State of California that the foregoing paragraph is true and correct.

WITNESS my hand and official seal.

ALMA KAREN HERNANDEZ
Notary Public - California
Orange County
Commission # 2390908
My Comm. Expires Jan 16, 2026

Signature
Signature of Notary Public

Place Notary Seal Above

OPTIONAL

Though this section is optional, completing this information can deter alteration of the document or fraudulent reattachment of this form to an unintended document.

Description of Attached Document

Title or Type of Document: Payment Bond No. 7673742 Document Date: 03/26/2025
Number of Pages: Two(2) Signer(s) Other Than Named Above: All American Asphalt

Capacity(ies) Claimed by Signer(s)

Signer's Name: Rebecca Haas-Bates
☐ Corporate Officer — Title(s):
☐ Partner — ☐ Limited ☐ General
☐ Individual ☑ Attorney in Fact
☐ Trustee ☐ Guardian or Conservator
☐ Other:
Signer Is Representing:
Fidelity and Deposit Company of Maryland

Signer's Name:
☐ Corporate Officer — Title(s):
☐ Partner — ☐ Limited ☐ General
☐ Individual ☐ Attorney in Fact
☐ Trustee ☐ Guardian or Conservator
☐ Other:
Signer Is Representing:

©2014 National Notary Association • www.NationalNotary.org • 1-800-US NOTARY (1-800-876-6827) Item #5907

EXTRACT FROM BY-LAWS OF THE COMPANIES

"Article V, Section 8, Attorneys-in-Fact. The Chief Executive Officer, the President, or any Executive Vice President or Vice President may, by written instrument under the attested corporate seal, appoint attorneys-in-fact with authority to execute bonds, policies, recognizances, stipulations, undertakings, or other like instruments on behalf of the Company, and may authorize any officer or any such attorney-in-fact to affix the corporate seal thereto; and may with or without cause modify of revoke any such appointment or authority at any time."

CERTIFICATE

I, the undersigned, Vice President of the ZURICH AMERICAN INSURANCE COMPANY, the COLONIAL AMERICAN CASUALTY AND SURETY COMPANY, and the FIDELITY AND DEPOSIT COMPANY OF MARYLAND, do hereby certify that the foregoing Power of Attorney is still in full force and effect on the date of this certificate; and I do further certify that Article V, Section 8, of the By-Laws of the Companies is still in force.

This Power of Attorney and Certificate may be signed by facsimile under and by authority of the following resolution of the Board of Directors of the ZURICH AMERICAN INSURANCE COMPANY at a meeting duly called and held on the 15th day of December 1998.

RESOLVED: "That the signature of the President or a Vice President and the attesting signature of a Secretary or an Assistant Secretary and the Seal of the Company may be affixed by facsimile on any Power of Attorney...Any such Power or any certificate thereof bearing such facsimile signature and seal shall be valid and binding on the Company."

This Power of Attorney and Certificate may be signed by facsimile under and by authority of the following resolution of the Board of Directors of the COLONIAL AMERICAN CASUALTY AND SURETY COMPANY at a meeting duly called and held on the 5th day of May, 1994, and the following resolution of the Board of Directors of the FIDELITY AND DEPOSIT COMPANY OF MARYLAND at a meeting duly called and held on the 10th day of May, 1990.

RESOLVED: "That the facsimile or mechanically reproduced seal of the company and facsimile or mechanically reproduced signature of any Vice-President, Secretary, or Assistant Secretary of the Company, whether made heretofore or hereafter, wherever appearing upon a certified copy of any power of attorney issued by the Company, shall be valid and binding upon the Company with the same force and effect as though manually affixed.

IN TESTIMONY WHEREOF, I have hereunto subscribed my name and affixed the corporate seals of the said Companies, this 26th day of March, 2025.

Mary Jean Pethick
Vice President

TO REPORT A CLAIM WITH REGARD TO A SURETY BOND, PLEASE SUBMIT A COMPLETE DESCRIPTION OF THE CLAIM INCLUDING THE PRINCIPAL ON THE BOND, THE BOND NUMBER, AND YOUR CONTACT INFORMATION TO:

Zurich Surety Claims
1299 Zurich Way
Schaumburg, IL 60196-1056
reportsfclaims@zurichna.com
800-626-4577

Authenticity of this bond can be confirmed at bondvalidator.zurichna.com or 410-559-8790

ZURICH AMERICAN INSURANCE COMPANY
COLONIAL AMERICAN CASUALTY AND SURETY COMPANY
FIDELITY AND DEPOSIT COMPANY OF MARYLAND
POWER OF ATTORNEY

KNOW ALL MEN BY THESE PRESENTS: That the ZURICH AMERICAN INSURANCE COMPANY, a corporation of the State of New York, the COLONIAL AMERICAN CASUALTY AND SURETY COMPANY, a corporation of the State of Illinois, and the FIDELITY AND DEPOSIT COMPANY OF MARYLAND a corporation of the State of Illinois (herein collectively called the "Companies"), by Christopher Nolan, Vice President, in pursuance of authority granted by Article V, Section 8, of the By-Laws of said Companies, which are set forth on the reverse side hereof and are hereby certified to be in full force and effect on the date hereof, do hereby nominate, constitute, and appoint **William SYRKIN, Richard ADAIR, Rebecca HAAS-BATES of Irvine, California,,** its true and lawful agent and Attorney-in-Fact, to make, execute, seal and deliver, for, and on its behalf as surety, and as its act and deed: **any and all bonds and undertakings,** and the execution of such bonds or undertakings in pursuance of these presents, shall be as binding upon said Companies, as fully and amply, to all intents and purposes, as if they had been duly executed and acknowledged by the regularly elected officers of the ZURICH AMERICAN INSURANCE COMPANY at its office in New York, New York., the regularly elected officers of the COLONIAL AMERICAN CASUALTY AND SURETY COMPANY at its office in Owings Mills, Maryland., and the regularly elected officers of the FIDELITY AND DEPOSIT COMPANY OF MARYLAND at its office in Owings Mills, Maryland., in their own proper persons.

The said Vice President does hereby certify that the extract set forth on the reverse side hereof is a true copy of Article V, Section 8, of the By-Laws of said Companies, and is now in force.

IN WITNESS WHEREOF, the said Vice-President has hereunto subscribed his/her names and affixed the Corporate Seals of the said **ZURICH AMERICAN INSURANCE COMPANY, COLONIAL AMERICAN CASUALTY AND SURETY COMPANY, and FIDELITY AND DEPOSIT COMPANY OF MARYLAND,** this 7th day of January A.D. 2025.

ATTEST:
ZURICH AMERICAN INSURANCE COMPANY
COLONIAL AMERICAN CASUALTY AND SURETY COMPANY
FIDELITY AND DEPOSIT COMPANY OF MARYLAND

By: Christopher Nolan
Vice President

By: Dawn E. Brown
Secretary

State of Maryland
County of Baltimore

On this 7th day of January A.D. 2025, before the subscriber, a Notary Public of the State of Maryland, duly commissioned and qualified, **Christopher Nolan, Vice President and Dawn E. Brown, Secretary** of the Companies, to me personally known to be the individuals and officers described in and who executed the preceding instrument, and acknowledged the execution of same, and being by me duly sworn, deposeth and saith, that he/she is the said officer of the Company aforesaid, and that the seals affixed to the preceding instrument are the Corporate Seals of said Companies, and that the said Corporate Seals and the signature as such officer were duly affixed and subscribed to the said instrument by the authority and direction of the said Corporations.

IN TESTIMONY WHEREOF, I have hereunto set my hand and affixed my Official Seal the day and year first above written.

Genevieve M. Malson
Notary Public
My Commission Expire January 27, 2029

Authenticity of this bond can be confirmed at bondvalidator.zurichna.com or 410-559-8790

No. 2479-4

STATE OF CALIFORNIA

DEPARTMENT OF INSURANCE

SAN FRANCISCO

Amended

Certificate of Authority

THIS IS TO CERTIFY *that, pursuant to the Insurance Code of the State of California,*

Fidelity and Deposit Company of Maryland

*of **Illinois**, organized under the laws of **Illinois**, subject to its Articles of Incorporation or other fundamental organizational documents, is hereby authorized to transact within this State, subject to all provisions of this Certificate, the following classes of insurance:*

Fire, Marine, Surety, Plate Glass, Liability, Workers' Compensation, Boiler and Machinery, Burglary, Credit, Sprinkler, Team and Vehicle, Automobile, Aircraft and Miscellaneous

as such classes are now or may hereafter be defined in the Insurance Laws of the State of California.

THIS CERTIFICATE *is expressly conditioned upon the holder hereof now and hereafter being in full compliance with all, and not in violation of any, of the applicable laws and lawful requirements made under authority of the laws of the State of California as long as such laws or requirements are in effect and applicable, and as such laws and requirements now are, or may hereafter be changed or amended.*

IN WITNESS WHEREOF, *effective as of the 12th day of March, 2019, I have set my hand and caused my official seal to be affixed this 12th day of March, 2019.*

Ricardo Lara
Insurance Commissioner

By

Valerie Sarfaty
for Catalina Hayes-Bautista
Insurance Chief Deputy

NOTICE:
Qualification with the Secretary of State must be accomplished as required by the California Corporations Code promptly after issuance of this Certificate of Authority. Failure to do so will be a violation of Insurance Code section 701 and will be grounds for revoking this Certificate of Authority pursuant to the covenants made in the application therefor and the conditions contained herein.

City of Brea

City Council Regular Meeting Communication

H. Joint Use Agreement Between City of Brea and Southern California Edison for the SR-57 & Lambert Road Interchange Improvements, CIP 7251

Meeting	Agenda Group
Tuesday, May 6, 2025, 7:00 PM	CONSENT CALENDAR Item: 5H.

TO	FROM
Finance Committee Members	Kristin Griffith, City Manager

RECOMMENDATION

Staff recommends that City Council take the following action:

Approve Joint Use Agreement with Southern California Edison.

BACKGROUND/DISCUSSION

The SR-57 & Lambert Road Interchange Improvement, Project 7251 ("Project"), began construction in August 2019 and was recently completed in April 2024. The California Department of Transportation District 12 ("Caltrans") partnered with the City as part of a Cooperative Agreement that administered the Construction Contract for the Project. The Project improvements include a new northbound bridge structure and loop on-ramp, various widenings on and off ramps, and widening of eastbound and westbound Lambert Road adjacent to the 57 Freeway (see Attachment A – Vicinity Map).

One of the City's roles and responsibilities, as outlined in the Cooperative Agreement (12-768) with Caltrans, was to administer and coordinate any utility relocation efforts within Lambert Road that would be impacted by the Project improvements. Based on the proposed improvements, two main utility relocations were required within Lambert Road for this Project. The first utility requiring relocation was in coordination with Southern California Edison ("SCE") for their existing 66kv transmission overhead power poles and lines, which needed to be relocated to the south of the existing Lambert Road right-of-way to accommodate the widening of Lambert Road and to construct the new northbound loop on-ramp bridge. The second utility requiring relocation was in coordination with AT&T for their fiber optic communication line, which required relocation to the south to accommodate the Lambert Road widening. This agenda report relates to the SCE relocation efforts.

On September 7, 2018, during the final design phase for the Project and in cooperation with Caltrans concerning utility notifications and requirements for relocation, the City entered into a Utility Agreement ("UA") with SCE to relocate their existing 66kv overhead poles and lines. The poles and overhead transmission, distribution, and communication lines were within an existing utility easement and Joint Use Agreement with Caltrans with prior rights of use. Therefore, as part of the UA, once the construction is complete, the City is responsible for entering into a Joint Use Agreement ("JUA") or Easement for the new SCE overhead poles and powerlines alignment that crosses over the City-owned properties. This same condition applies to Caltrans within their right-of-way. It will be completed separately from the JUA between the City and SCE. The two City-owned parcels that the new SCE overhead powerlines cross over are APN 319-031-47 ("Parcel A") and APN 320-101-17 ("Parcel B") (see Attachment B – Legal Description & Plat).

In early May 2024, City and SCE staff initiated the development of the JUA documents that have been subsequently completed. The draft and final JUA documents were reviewed and approved to form by the City Attorney and SCE's legal counsel. Therefore, staff is requesting City Council consider approving the JUA between City and SCE for the new SCE overhead powerline alignment that crosses over City Parcels A and B, which was required based on the Project improvements (see Attachment C – Joint Use Agreement).

COMMISSION/COMMITTEE RECOMMENDATION

The Finance Committee reviewed this item at their April 29, 2025 meeting and recommended for City Council approval.

SUMMARY/FISCAL IMPACT

In September 2018, SCE and City entered into a Utility Agreement and subsequent amendment in January 2024 concerning the utility relocation work associated with the existing SCE 66kv overhead poles and powerline impacted by the Project. SCE completed their utility relocation work for the existing poles and powerline to the south of Lambert Road right-of-way in late November 2022, and the Project construction was completed in March 2024. Based on the UA terms and conditions, a new JUA or easement for the new SCE poles and powerline alignment is required once the Project is complete. SCE and City staff completed the final JUA with City Attorney and SCE legal counsel's approval as to form and is recommending City Council consider approving the JUA. After City Council's approval and final execution, the City Clerk will file the JUA with the Orange County Recorder for recordation and send one executed and recorded document to SCE. Most of the Project Construction and Utility Relocation work is funded by the OCTA Cooperative Agreement C-9-1380, with some Traffic Impact Funds (Fund 540). Therefore, there is no fiscal impact to the General Fund.

RESPECTFULLY SUBMITTED

Kristin Griffith, City Manager
Prepared by: Ryan Chapman, PE, City Engineer
Concurrence: Michael Ho, PE, Director of Public Works

Attachments

Attachment A - Vicinity Map.pdf
Attachment B - Legal Decription & Plat.pdf
Attachment C - Joint Use Agreement.pdf

ATTACHMENT A – VICINITY MAP

SR 57-LAMBERT ROAD INTERCHANGE IMPROVEMENTS

EXHIBIT "A"

LEGAL DESCRIPTION
APN: 319-031-47
APN 320-101-17
SERIAL NO. 72646A

AREA IN JOINT USE AGREEMENT

PARCEL A (APN 319-031-47)

THAT PORTION OF PARCEL 1 OF PARCEL MAP NO. 89-130, IN THE CITY OF BREA, COUNTY OF ORANGE, STATE OF CALIFORNIA, PER MAP FILED IN BOOK 253, PAGES 31 THROUGH 33, OF PARCEL MAPS, IN THE OFFICE OF THE COUNTY RECORDER OF SAID COUNTY, SAID PORTION BEING DESCRIBED AS FOLLOWS:

A STRIP OF LAND, 25.00 FEET WIDE, THE CENTERLINE OF SAID STRIP BEING DESCRIBED AS FOLLOWS:

COMMENCING AT THE CENTERLINE INTERSECTION OF LAMBERT ROAD AND STATE COLLEGE BOULEVARD AS SHOWN ON SAID PARCEL MAP NO. 89-130;

THENCE ALONG SAID CENTERLINE OF LAMBERT ROAD NORTH 88°57'38" EAST, 101.29 FEET;

THENCE LEAVING SAID CENTERLINE SOUTH 01°02'22" EAST, 72.00 FEET TO THE NORTHERLY LINE OF SAID PARCEL 1 OF PARCEL MAP NO. 89-130, SAID POINT BEING THE **TRUE POINT OF BEGINNING** OF THIS DESCRIPTION;

THENCE LEAVING SAID NORTHERLY LINE SOUTH 78°28'30" EAST, 139.14 FEET;

THENCE NORTH 88°09'51" EAST, 171.85 FEET;

THENCE NORTH 80°50'33" EAST, 23.76 FEET TO THE WESTERLY LINE OF THE DEED TO THE STATE OF CALIFORNIA PER DOCUMENT RECORDED JUNE 17, 1968 IN BOOK 8632, PAGE 388, OF OFFICIAL RECORDS, IN THE OFFICE OF THE COUNTY RECORDER OF SAID COUNTY, SAID POINT BEING THE **POINT OF TERMINATION** OF THIS DESCRIPTION.

SIDELINES OF SAID STRIP SHALL BE PROLONGED OR SHORTENED TO TERMINATE WESTERLY ON THE NORTHERLY AND NORTHWESTERLY LINES OF SAID PARCEL 1 OF PARCEL MAP NO. 89-130 AND TO BE PROLONGED OR SHORTENED TO TERMINATE EASTERLY ON SAID WESTERLY LINE OF THE DEED TO THE STATE OF CALIFORNIA.

THE ABOVE DESCRIBED PARCEL A CONTAINS 8,309 SQUARE FEET OR 0.191 ACRES, MORE OR LESS.

PARCEL B (APN 320-101-17)

THAT PORTION OF PARCEL 1 OF PARCEL MAP NO. 93-193, IN THE CITY OF BREA, COUNTY OF ORANGE, STATE OF CALIFORNIA, PER MAP FILED IN BOOK 286, PAGES 14 AND 15, OF PARCEL MAPS, IN THE OFFICE OF THE COUNTY RECORDER OF SAID COUNTY, SAID PORTION BEING DESCRIBED AS FOLLOWS:

COMMENCING AT THE CENTERLINE INTERSECTION OF LAMBERT ROAD AND STATE COLLEGE BOULEVARD AS SHOWN ON PARCEL MAP NO. 89-130, PER MAP FILED IN BOOK 253, PAGES 31 THROUGH 33, OF PARCEL MAPS, IN THE OFFICE OF THE COUNTY RECORDER OF SAID COUNTY;

THENCE ALONG SAID CENTERLINE OF LAMBERT ROAD NORTH 88°57'38" EAST, 101.29 FEET;

THENCE LEAVING SAID CENTERLINE SOUTH 01°02'22" EAST, 72.00 FEET TO THE NORTHERLY LINE OF PARCEL 1 OF SAID PARCEL MAP NO. 89-130;

THENCE LEAVING SAID NORTHERLY LINE SOUTH 78°28'30" EAST, 139.14 FEET;

THENCE NORTH 88°09'51" EAST, 171.85 FEET;

THENCE NORTH 80°50'33" EAST, 23.76 FEET TO THE WESTERLY LINE OF THE DEED TO THE STATE OF CALIFORNIA PER DOCUMENT RECORDED JUNE 17, 1968 IN BOOK 8632, PAGE 388, OF OFFICIAL RECORDS, IN THE OFFICE OF THE COUNTY RECORDER OF SAID COUNTY;

THENCE LEAVING SAID WESTERLY LINE OF THE DEED TO THE STATE OF CALIFORNIA AND CONTINUING NORTH 80°50'33" EAST, 182.22 FEET;

THENCE SOUTH 89°47'59" EAST, 364.45 FEET;

THENCE NORTH 85°28'50" EAST, 133.94 FEET TO THE EASTERLY LINE OF THE DEED TO THE STATE OF CALIFORNIA PER DOCUMENT RECORDED JANUARY 13, 1966 IN BOOK 7807, PAGE 13, OF OFFICIAL RECORDS, IN THE OFFICE OF THE COUNTY RECORDER OF SAID COUNTY;

THENCE LEAVING SAID EASTERLY LINE OF THE DEED TO THE STATE OF CALIFORNIA AND CONTINUING NORTH 85°28'50" EAST, 161.92 FEET TO THE EASTERLY LINE OF SAID PARCEL 1 OF PARCEL MAP NO. 93-193, SAID POINT BEING THE **TRUE POINT OF BEGINNING** OF THIS DESCRIPTION;

THENCE ALONG SAID EASTERLY LINE OF PARCEL 1 OF PARCEL MAP NO. 93-193 SOUTH 14°06'35" WEST, 13.19 FEET TO A LINE THAT IS PARALLEL WITH AND 12.50 FEET SOUTHERLY, MEASURED AT RIGHT ANGLES, OF THAT CERTAIN COURSE DESCRIBED ABOVE AS *"NORTH 85°28'50" EAST, 161.92 FEET"*;

THENCE LEAVING SAID EASTERLY LINE OF PARCEL 1 OF PARCEL MAP NO. 93-193 AND ALONG SAID PARALLEL LINE SOUTH 85°28'50" WEST, 160.93 FEET TO SAID EASTERLY LINE OF THE DEED TO THE STATE OF CALIFORNIA;

THENCE LEAVING SAID PARALLEL LINE AND ALONG SAID EASTERLY LINE OF THE DEED TO THE STATE OF CALIFORNIA NORTH 09°56'33" EAST, 23.65 FEET TO THE NORTHERLY LINE OF SAID PARCEL 1 OF PARCEL MAP NO. 93-193;

THENCE LEAVING SAID EASTERLY LINE OF THE DEED TO THE STATE OF CALIFORNIA AND ALONG SAID NORTHERLY LINE OF PARCEL 1 OF PARCEL MAP NO. 93-193 NORTH 88°57'38" EAST, 159.77 FEET TO SAID EASTERLY LINE OF PARCEL 1 OF PARCEL MAP NO. 93-193;

THENCE LEAVING SAID NORTHERLY LINE OF PARCEL 1 OF PARCEL MAP NO. 93-193 AND ALONG SAID EASTERLY LINE OF PARCEL 1 OF PARCEL MAP NO. 93-193 SOUTH 14°06'35" WEST, 0.75 FEET TO THE **TRUE POINT OF BEGINNING** OF THIS DESCRIPTION.

THE ABOVE DESCRIBED PARCEL B CONTAINS 2,918 SQUARE FEET OR 0.067 ACRES, MORE OR LESS.

ALL FOUND MONUMENT DESCRIPTIONS AND BASIS OF BEARINGS ARE AS SHOWN ON EXHIBIT "B" ATTACHED HERETO AND MADE A PART HEREOF.

THIS DESCRIPTION IS NOT INTENDED FOR USE IN THE CONVEYANCE OF LAND IN VIOLATION OF THE SUBDIVISION MAP ACT OF THE STATE OF CALIFORNIA.

THIS DOCUMENT HAS BEEN PREPARED BY ME, OR UNDER MY DIRECTION, IN CONFORMANCE WITH THE PROFESSIONAL LAND SURVEYOR'S ACT.

7/22/24

TIMOTHY S. FETTIG P.L.S. 7542 DATE

PLAT TO ACCOMPANY
LEGAL DESCRIPTION

EXHIBIT "B"

THAT PORTION OF PARCEL 1 OF PARCEL MAP NO. 89–130, IN THE CITY OF BREA, COUNTY OF ORANGE, STATE OF CALIFORNIA, FILED IN BOOK 253, PAGES 31 THROUGH 33, OF PARCEL MAPS, AND THAT PORTION OF PARCEL 1 OF PARCEL MAP NO. 93–193, FILED IN BOOK 286, PAGES 14 AND 15, OF PARCEL MAPS.

INDEX SHEET

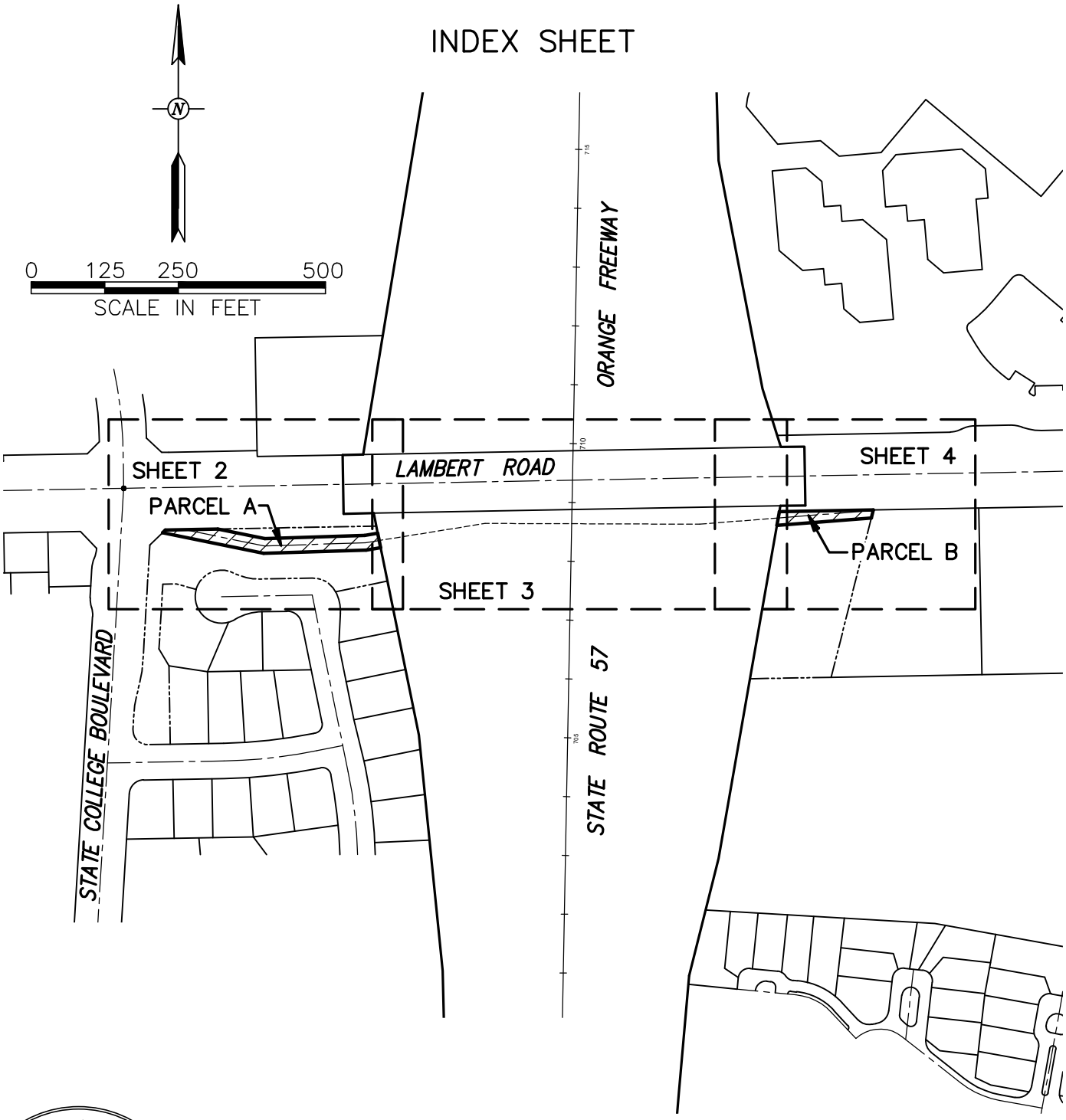

PROFESSIONAL LAND SURVEYOR
TIMOTHY S. FETTIG
No. 7542
STATE OF CALIFORNIA

PREPARED BY ME OR UNDER MY DIRECTION:

7/22/24

TIMOTHY S. FETTIG P.L.S. 7542 DATE

GUIDA
220 COMMERCE, SUITE 150
IRVINE, CA 92602
949.777.2000
WWW.GUIDAINC.COM

EXHIBIT "B"

THAT PORTION OF PARCEL 1 OF PARCEL MAP NO. 89–130, IN THE CITY OF BREA, COUNTY OF ORANGE, STATE OF CALIFORNIA, FILED IN BOOK 253, PAGES 31 THROUGH 33, OF PARCEL MAPS, AND THAT PORTION OF PARCEL 1 OF PARCEL MAP NO. 93–193, FILED IN BOOK 286, PAGES 14 AND 15, OF PARCEL MAPS.

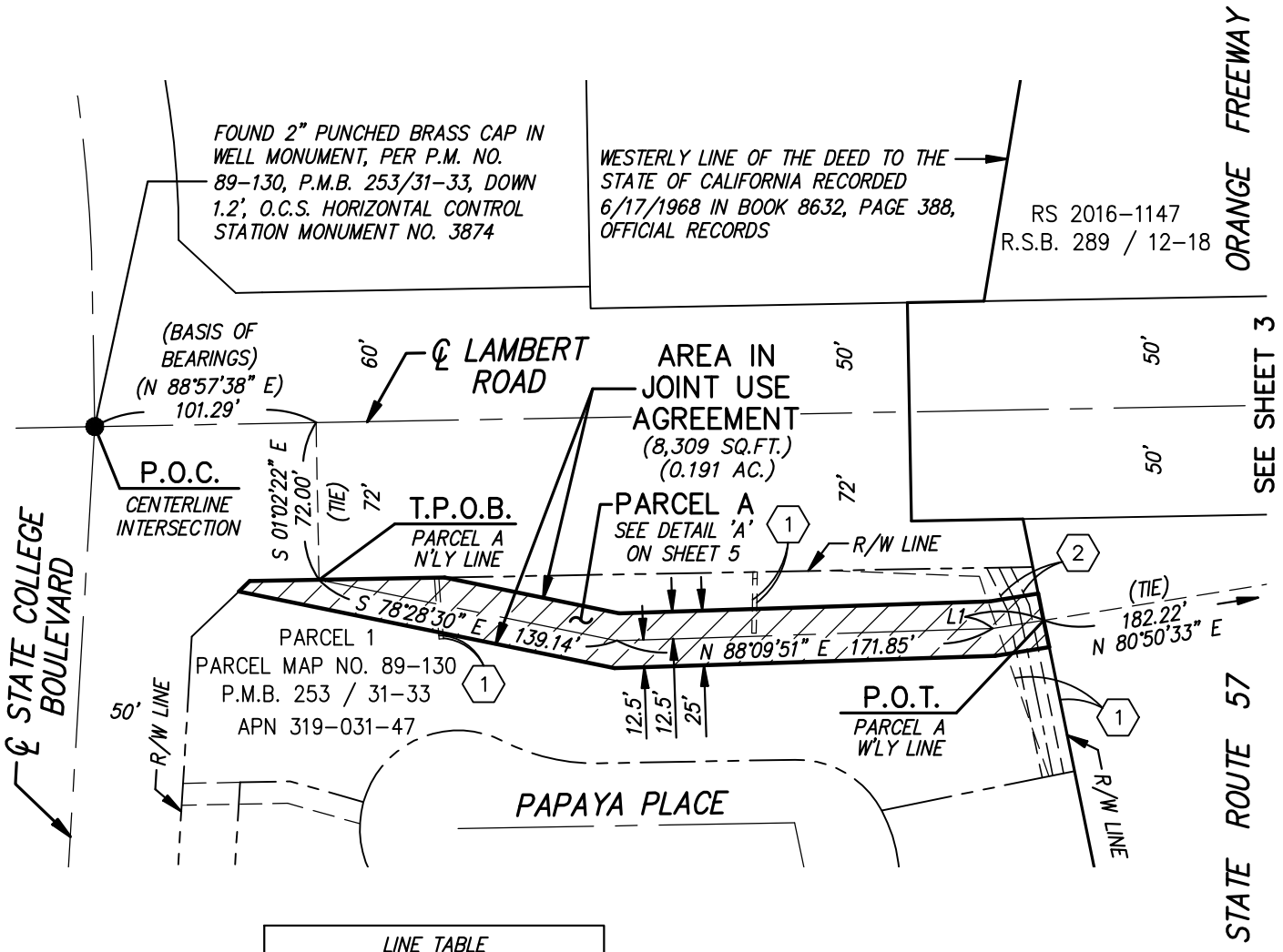

LINE TABLE		
NO.	BEARING	LENGTH
L1	N 80°50'33" E	23.76'

SEE SHEET 5 OF 5 FOR BASIS OF BEARINGS, LEGEND, EASEMENT NOTES, AND DETAILS 'A' AND 'B'.

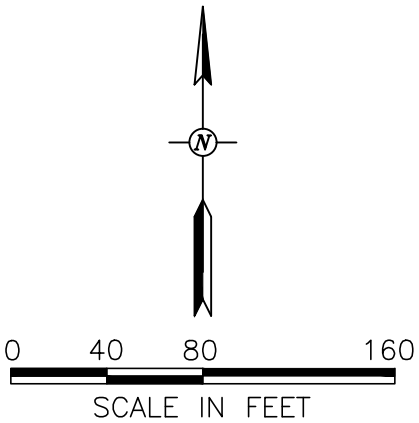

EXHIBIT "B"

THAT PORTION OF PARCEL 1 OF PARCEL MAP NO. 89–130, IN THE CITY OF BREA, COUNTY OF ORANGE, STATE OF CALIFORNIA, FILED IN BOOK 253, PAGES 31 THROUGH 33, OF PARCEL MAPS, AND THAT PORTION OF PARCEL 1 OF PARCEL MAP NO. 93–193, FILED IN BOOK 286, PAGES 14 AND 15, OF PARCEL MAPS.

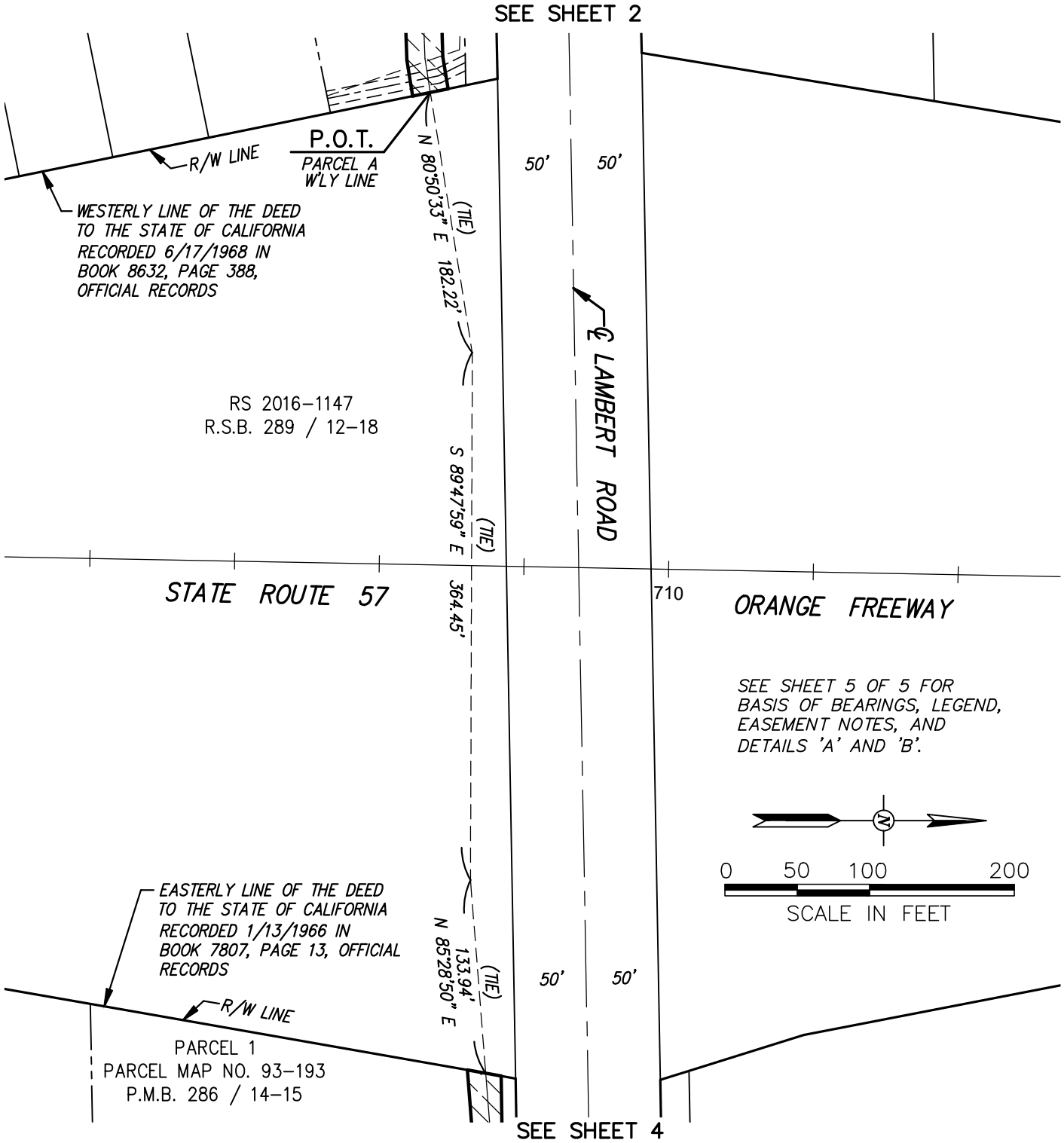

EXHIBIT "B"

THAT PORTION OF PARCEL 1 OF PARCEL MAP NO. 89–130, IN THE CITY OF BREA, COUNTY OF ORANGE, STATE OF CALIFORNIA, FILED IN BOOK 253, PAGES 31 THROUGH 33, OF PARCEL MAPS, AND THAT PORTION OF PARCEL 1 OF PARCEL MAP NO. 93–193, FILED IN BOOK 286, PAGES 14 AND 15, OF PARCEL MAPS.

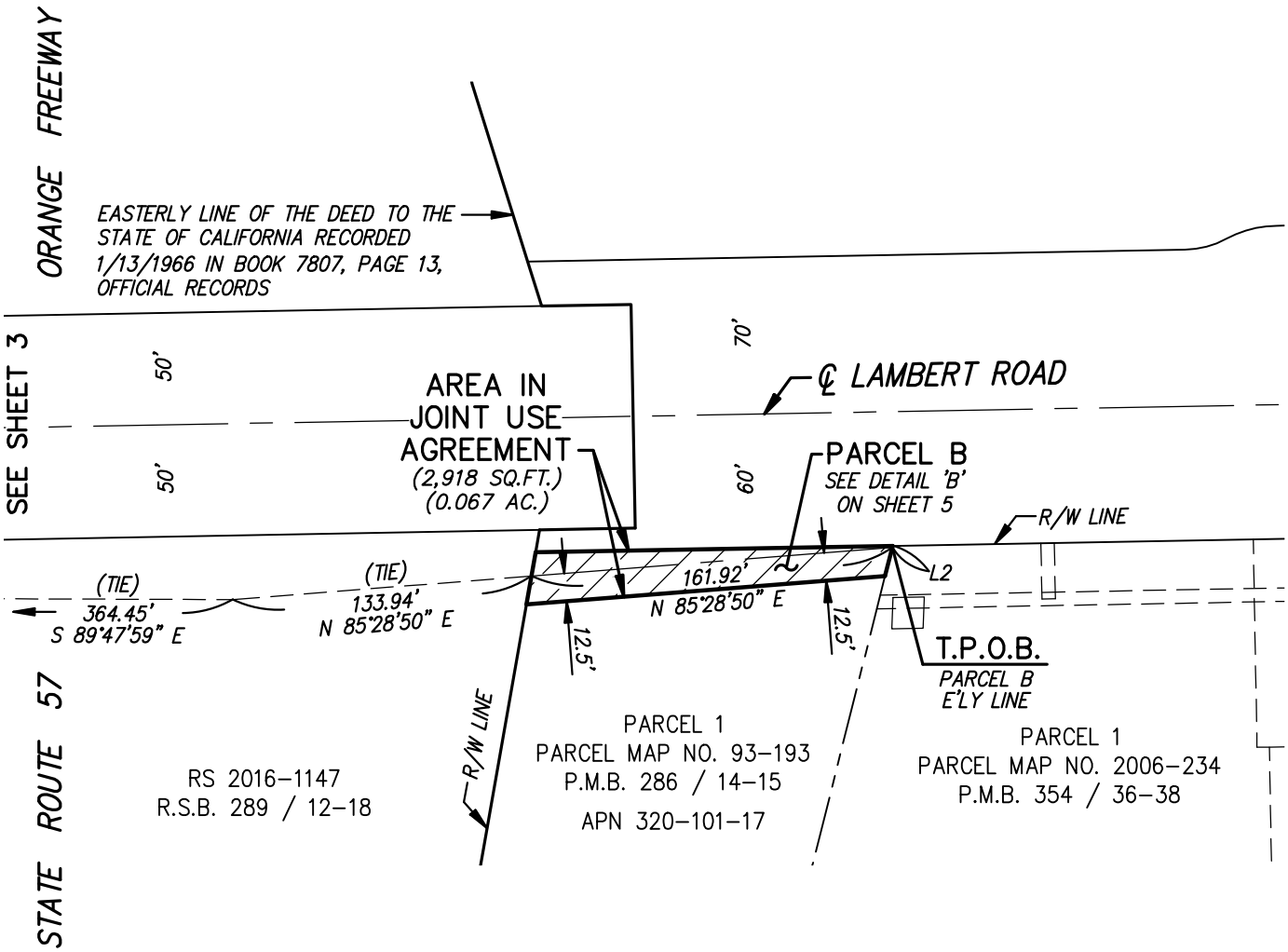

LINE TABLE		
NO.	BEARING	LENGTH
L2	N 14°06'35" E	0.75'

SEE SHEET 5 OF 5 FOR BASIS OF BEARINGS, LEGEND, EASEMENT NOTES, AND DETAILS 'A' AND 'B'.

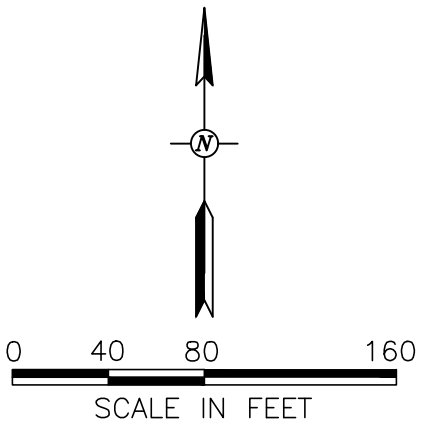

EXHIBIT "B"

THAT PORTION OF PARCEL 1 OF PARCEL MAP NO. 89–130, IN THE CITY OF BREA, COUNTY OF ORANGE, STATE OF CALIFORNIA, FILED IN BOOK 253, PAGES 31 THROUGH 33, OF PARCEL MAPS, AND THAT PORTION OF PARCEL 1 OF PARCEL MAP NO. 93–193, FILED IN BOOK 286, PAGES 14 AND 15, OF PARCEL MAPS.

BASIS OF BEARINGS:

THE BEARINGS SHOWN HEREON ARE BASED ON THE CENTERLINE OF LAMBERT ROAD, BEING N 88°57'38" E, AS SHOWN ON RECORD OF SURVEY NO. 2016–1147, FILED IN BOOK 289, PAGES 12 THROUGH 18, R.S.B., RECORDS OF SAID COUNTY.

EASEMENT NOTES

(1) INDICATES A 2' WIDE AND VARIABLE WIDTH EASEMENT TO SOUTHERN CALIFORNIA EDISON CO. PER DOCUMENT NO. 221677, RECORDED IN BOOK 7444, PAGE 532, O.R., 3/12/1965

(2) INDICATES A 10' WIDE EASEMENT TO SOUTHERN CALIFORNIA EDISON CO. PER DOCUMENT NO. 418278, RECORDED AS INST. NO. 89–232139, O.R., 5/2/1989

LEGEND

(XXXX)	INDICATES RECORD DATA PER RECORD OF SURVEY NO. 2016–1147, FILED IN BOOK 289, PAGES 12 THROUGH 18, R.S.B.
●	FOUND MONUMENT AS NOTED
APN	ASSESSOR PARCEL NUMBER
℄	CENTERLINE
INST.	INSTRUMENT
O.R.	OFFICIAL RECORDS
P.M.B.	PARCEL MAP BOOK
P.O.C.	POINT OF COMMENCEMENT
P.O.T.	POINT OF TERMINATION
RS	RECORD OF SURVEY
R.S.B.	RECORD OF SURVEY BOOK
R/W	RIGHT–OF–WAY
T.P.O.B.	TRUE POINT OF BEGINNING
▨	AREA IN JOINT USE AGREEMENT TOTAL 11,227 SF, 0.258 AC
— — — —	PARENT PARCEL

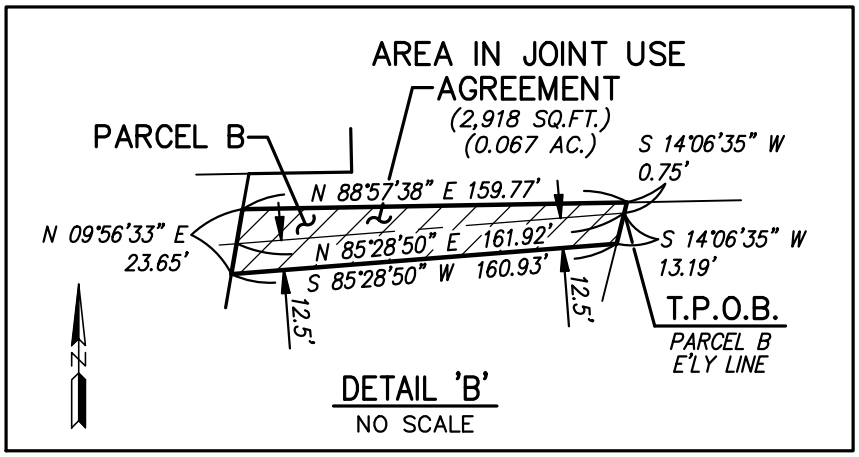



RECORDING REQUESTED BY

SOUTHERN CALIFORNIA EDISON COMPANY

WHEN RECORDED MAIL TO

CITY OF BREA
1 CIVIC CENTER CIRCLE
BREA, CA 92821

WITH A COPY TO

SOUTHERN CALIFORNIA EDISON COMPANY
2 INNOVATION WAY- 2ND FLOOR
POMONA, CA 91768

ATTN: TITLE & REAL ESTATE SERVICES

SPACE ABOVE THIS LINE FOR RECORDER'S USE

The City of Brea declares that this Joint Use Agreement is exempt from Recording Fees pursuant to California Government Code Section 27383

GL&IM File No.: JUA203992340
Service Order No.: 802104754

Serial No.: 72646A
Affects SCE Document No. 13758, 13765, 110985, 221677, 338648, 387267, 403985 and 418278

JOINT USE AGREEMENT

THIS JOINT USE AGREEMENT is made and entered into this ___ day of _____, 20 ___, by and between SOUTHERN CALIFORNIA EDISON COMPANY, a corporation, hereinafter called "Company", and the CITY OF BREA, a municipal corporation of the State of California, hereinafter called "City",

W I T N E S S E T H:

THAT WHEREAS Company is the owner in possession of certain rights of way and easement(s) for electrical facilities by virtue of the following easement rights:

That certain Grant of Easement recorded December 15, 1913, as in Book 244, Page 37, Grant of Easement recorded March 20, 1917, as Instrument No. 36066, in Book 300, Page 246, Both of Deeds and also shown on Joint Use Agreement recorded July 15, 1977, as Instrument No. 23700, in Book 12292, Page 1340, Grant of Easement recorded July 20, 1950, as Instrument No. 33674, in Book 2044, Page 349, Grant of Easement recorded March 12, 1985, as Instrument No. 11553, in Book 7444, Page 532, Grant of Easement recorded April 2, 1985, as Instrument No. 85-116029, Grant of Easement recorded February 4, 1987, as Instrument No. 87-064452 and Grant of Easement recorded May 2, 1989, as Instrument No. 89-232139, all of Official Records, in the Office of the Orange County Recorder, hereinafter referred to as "Company's Easement"; and

WHEREAS City has acquired easement rights for street and highway purposes for the construction and/or improvement of Lambert Road, in said City of Brea, County of Orange, State of California, hereinafter referred to as "highway right of way", as shown on the print attached hereto, marked "Exhibit A" and hereby made a part hereof which said highway right of way is subject to Company's Easement; and

WHEREAS Company's facilities as now installed and located on said highway right of way will interfere with or obstruct the construction, reconstruction, maintenance or use of said street or highway, and City desires to eliminate such interference or obstruction;

NOW THEREFORE, in consideration of the premises and the mutual covenants herein contained, Company and City do hereby agree as follows:

1. The location of Company's Easement insofar as it now lies within the said highway right of way, be, and it hereby is, changed to the strip of land within said highway right of way, hereinafter referred to as "new location", and shown and designated as "Area in Joint Use Agreement" on said print marked "Exhibit A".

2. City hereby agrees to pay for the total direct and indirect costs incurred by Company for relocating its facilities from Company's Easement and reconstructing the same in the new location, including, but not limited to, the cost of acquiring any easements or rights of way over private property.

3. In consideration of the payment to Company of the cost of relocation as aforesaid, and upon acquisition of any and all easements over private property as may be required for the relocation of Company's facilities to the new location, Company agrees to rearrange, relocate and reconstruct within said new location, any of its facilities heretofore or now installed pursuant to Company's Easement within said highway right of way. Company hereby consents to the construction, reconstruction, maintenance or use by City of a street or highway over, along and upon Company's Easement, both in the old location and in the new location within said highway right of way, upon and subject to the terms and conditions herein contained.

4. City acknowledges Company's title to Company's Easement in said new location and the priority of Company's title over the title of City in said new location. Company has and reserves the right and easement to use, in common with the public's use of said street or highway, said new location for all of the purposes for which Company's Easement was acquired, without need for any further permit or permission from City. Except in emergencies, Company shall give reasonable notice to City before performing any work on Company's facilities in said new location where such work will obstruct traffic. In all cases, Company shall exercise due care for the protection of the traveling public.

5. In the event that the future use of said highway right of way shall at any time or times necessitate a rearrangement, relocation, reconstruction or removal of any of Company's facilities then existing in said new location, and City shall notify Company in writing of such necessity and agree to reimburse Company on demand for its costs incurred in complying with such notice, Company will provide City with plans of its proposed rearrangement and an estimate of the cost thereof, and upon approval of such plans by City, Company will promptly proceed to effect such rearrangement, relocation, reconstruction or removal. Company shall exercise due care for the protection of the traveling public. No further permit or permission from City for such rearrangement, relocation or reconstruction shall be required and City will (1) enter into a Joint Use Agreement on the same terms and conditions as are herein set forth covering any such subsequent relocation of Company's facilities within said highway rights of way, (2) provide executed document(s) granting to Company a good and sufficient easement or easements over private property if necessary to replace Company's Easement or any part thereof, and (3) reimburse Company for any costs which it may be required to expend to acquire such easement or easements, provided it is mutually agreed in writing that Company shall acquire such easement or easements.

6. City agrees to indemnify, defend and reimburse Company for any loss or claim Company may suffer because of any lack of or defect in City's title to said new location or any subsequent location within said highway right of way, or in the title to any easement provided by City over

private property, to which Company relocates its facilities pursuant to the provisions hereof, and City agrees that if Company is ever required to relocate its facilities because of any such lack of or defect in title, City shall reimburse Company for the cost of relocating its facilities and any other reasonable costs arising therefrom, such as, but not limited to, costs to acquire any right of way required for such relocation. City shall not reimburse Company for any loss caused by Company's own fault or negligence.

7. Except as expressly set forth herein, this agreement shall not in any way alter, modify or terminate any provision of Company's Easement. Both City and Company shall use said new location in such a manner as not to interfere unduly with the rights of the other. Nothing herein contained shall be construed as a release or waiver of any claim for compensation or damages which Company or City may now have or may hereafter acquire resulting from the construction of additional facilities or the alteration of existing facilities by either City or Company in such a manner as to cause an unreasonable interference with the use of said new location by the other party. City agrees that Company's facilities shall not be damaged by reason of the construction, reconstruction or maintenance of said street or highway, by the City or its contractors, and that, if necessary, City will protect Company's facilities against any such damage, at City's expense.

8. Company shall have the right to remove, trim or top any vegetation, brush, tree or trees which may grow in said new location in said highway right of way, and which in the opinion of Company may endanger or interfere with the proper operation or maintenance of Company's facilities, to the extent necessary to prevent any such interference or danger.

9. This agreement shall inure to the benefit of and be binding upon the Company and the City and their respective successors and assigns.

[THIS SPACE LEFT INTENTIONALLY BLANK; SIGNATURE PAGE TO FOLLOW]

Joint Use Agreement
Between S. C. E., a corp. and
The City of Brea
Serial No.: 72646A
GL&IM File No.: JUA203992340
Affects SCE. Doc No.: 13758, 13765, 110985, 221677,
338648, 387267, 403985 and 418278

IN WITNESS WHEREOF, the parties hereto have caused this agreement to be executed in duplicate by their respective officers thereunto duly authorized, as of the day and year herein first above written.

SOUTHERN CALIFORNIA EDISON COMPANY,
a corporation

By: _____
Brian Torres
Real Estate & Facilities Advisor
Land Management Southern Region
Geomatics, Land and information
Management

CITY OF Brea, a municipal corporation

By: _____

Name: _____

Title: Mayor

Attest:

By: _____

Name: Lillian Harris-Neal

Title: City Clerk, City of Brea

Joint Use Agreement
Between S. C. E., a corp. and
The City of Brea
Serial No.: 72646A
GL&IM File No.: JUA203992340
Affects SCE. Doc No.: 13758, 13765, 110985, 221677,
338648, 387267, 403985 and 418278

A Notary Public or other officer completing this certificate verifies only the identity of the individual who signed the document to which this certificate is attached, and not the truthfulness, accuracy, or validity of that document.

State of California)

County of Los Angeles)

On September 10, 2024 before me, P.M. DELGADILLO, a Notary Public, personally appeared BRIAN TORRES, who proved to me on the basis of satisfactory evidence to be the person(~~s~~) whose name(~~s~~) is/~~are~~ subscribed to the within instrument and acknowledged to me that he/~~she/they~~ executed the same in his/~~her/their~~ authorized capacity(ie~~s~~), and that by his/~~her/the~~ir signature(~~s~~) on the instrument the person(~~s~~), or the entity upon behalf of which the person(~~s~~) acted, executed the instrument.

I certify under PENALTY OF PERJURY under the laws of the State of California that the foregoing paragraph is true and correct.

WITNESS my hand and official seal.

Signature

P. M. DELGADILLO
Notary Public - California
Los Angeles County
Commission # 2378881
My Comm. Expires Oct 17, 2025

Joint Use Agreement
Between S. C. E., a corp. and
The City of Brea
Serial No.: 72646A
GL&IM File No.: JUA203992340
Affects SCE. Doc No.: 13758, 13765, 110985, 221677,
338648, 387267, 403985 and 418278

A Notary Public or other officer completing this certificate verifies only the identity of the individual who signed the document to which this certificate is attached, and not the truthfulness, accuracy, or validity of that document.

State of California)

County of _____)

On _____ before me, _____, a Notary Public, personally appeared_____, who proved to me on the basis of satisfactory evidence to be the person(s) whose name(s) is/are subscribed to the within instrument and acknowledged to me that he/she/they executed the same in his/her/their authorized capacity(ies), and that by his/her/their signature(s) on the instrument the person(s), or the entity upon behalf of which the person(s) acted, executed the instrument.

I certify under PENALTY OF PERJURY under the laws of the State of California that the foregoing paragraph is true and correct.

WITNESS my hand and official seal.

Signature _____

Joint Use Agreement
Between S. C. E., a corp. and
The City of Brea
Serial No.: 72646A
GL&IM File No.: JUA203992340
Affects SCE. Doc No.: 13758, 13765, 110985, 221677,
338648, 387267, 403985 and 418278

A Notary Public or other officer completing this certificate verifies only the identity of the individual who signed the document to which this certificate is attached, and not the truthfulness, accuracy, or validity of that document.

State of California)

County of _____)

On _____ before me, _____, a Notary Public, personally appeared_____, who proved to me on the basis of satisfactory evidence to be the person(s) whose name(s) is/are subscribed to the within instrument and acknowledged to me that he/she/they executed the same in his/her/their authorized capacity(ies), and that by his/her/their signature(s) on the instrument the person(s), or the entity upon behalf of which the person(s) acted, executed the instrument.

I certify under PENALTY OF PERJURY under the laws of the State of California that the foregoing paragraph is true and correct.

WITNESS my hand and official seal.

Signature _____

City of Brea

City Council Regular Meeting Communication

I. Approve Child Abuse Services Operational Agreement with University of California, Irvine

Meeting	Agenda Group
Tuesday, May 6, 2025, 7:00 PM	CONSENT CALENDAR Item: 5I.

TO	FROM
Finance Committee Members	Kristin Griffith, City Manager

RECOMMENDATION

Approve a three-year operational agreement with the University of California, Irvine Department of Pediatrics for child sexual abuse examinations.

BACKGROUND/DISCUSSION

The Police Department has worked with the University of California, Irvine (UCI) Department of Pediatrics to provide forensic examinations for child sexual abuse cases. Along with the forensic examinations, UCI partners with the Child Abuse Services Team (CAST) to reduce trauma to the child. This partnership ensures that the child receives comprehensive services from experts in medical, legal, and therapeutic fields.

We entered into a contract with UCI on July 1, 2021, to provide these services. The agreement expires on June 30, 2025, and we wish to enter a new three-year agreement for the same services.

COMMISSION/COMMITTEE RECOMMENDATION

This Staff Report was reviewed by the Finance Committee at their April 29, 2025, meeting and recommended for approval.

SUMMARY/FISCAL IMPACT

UCI provides acute and non-acute exams. Acute exams include potential for forensic evidence collection and are charged at $1,025 per exam. Non-acute exams do not include forensic evidence collection and are charged at $875 per exam.

The Police Department budgets approximately $9,200 towards forensic examination services in account number 110-21-2121-4245. The services provided by UCI are infrequently used, but when required, the costs will be covered through this account.

RESPECTFULLY SUBMITTED

Kristin Griffith, City Manager

Prepared by: Rebecca Hart, Management Analyst

Concurrence: Adam Hawley, Chief of Police

Attachments

UCI Peds Dept Brea PD CAST - Eff 07-01-2025_UCI Signed.pdf

Docusign Envelope ID: BE0856BA-ECE1-44E0-AF68-86E5E0933EDD

MEMORANDUM OF UNDERSTANDING

THE REGENTS OF THE UNIVERSITY OF CALIFORNIA,
AS DESCRIBED IN ARTICLE IX, SECTION 9 OF THE CALIFORNIA CONSTITUTION,
ON BEHALF OF UNIVERSITY CALIFORNIA, IRVINE
DEPARTMENT OF PEDIATRICS
AND

THE CITY OF BREA, BY AND THROUGH THE POLICE DEPARTMENT

This Memorandum of Understanding ("MOU") dated July 1, 2025, is by and between The Regents of the University of California, as described in Article IX, Section 9 of the California Constitution on behalf of University of California, Irvine Department of Pediatrics ('UCI"), and the City of Brea, by and through the Brea Police Department ("Law Enforcement Agency"), sometimes referred to individually as "Party" and collectively as "Parties"

WHEREAS the purpose of this MOU is to summarize the terms of an operational agreement between the following entities: UCI, the Orange County Social Services Agency (SSA), the Child Abuse Services Team (CAST), the Office of the District Attorney (DA), and the Law Enforcement Agency.

WHEREAS UCI and SSA have entered into an Agreement for Provision of Child Abuse Services ("Agreement"), the term of this MOU will be from **July 1, 2025 through June 30, 2028**. Notwithstanding the foregoing, this MOU shall terminate immediately upon termination of the Agreement.

NOW THEREFORE, the Parties have agreed to the following:

UCI will closely coordinate the following services with the Law Enforcement Agency in relation to the following areas:

1. Attorney General Grant Requirements;
2. California Governor's Office of Emergency Services (Cal OES) Grant Requirements;
3. Department of Justice Grant Requirements;
4. Utilizing CAST to reduce the trauma to the child;

All entities believe that implementation of the CAST proposal, as described herein, will further this goal.

To that end, each Party agrees to participate in the program by coordinating and/or providing the following services:

- Project staff being readily available to CAST for service provision through the attached Agreement for the Child Abuse Medical Services Provider.
- Regularly scheduled meetings between indicated agencies to discuss strategies, timetables, and implementation of mandated services.
- Specifically, services as described in the Agreement attached hereto and incorporated herein by reference.

Docusign Envelope ID: BE0856BA-ECE1-44E0-AF68-86E5E0933EDD

The undersigned Law Enforcement Agency, as the authorized representative of CAST, SSA, and the DA, and UCI, do hereby approve this MOU.

1. **TERM**: The term of this agreement will be from July 1st, 2025- June 30th, 2028. Either party may terminate this Agreement for any reason by providing the other with not less than thirty (30) days prior, written notice whereupon UCI shall be compensated for any performed services that remain unpaid.

2. **COMPENSATION**: Law Enforcement Agency agrees to reimburse UCI at the rates reflected in Table 1 - Compensation:

Table 1 - Compensation

Name and Description of Service	7/1/2025 thru 06/30/26	7/1/2026 thru 06/30/27	7/1/2027 thru 06/30/28
Non-acute Exam Exam any time after an incident without the collection of forensic evidence.	$875	$900	$925
Acute Exam Exam up to 10 days after incident, with potential for forensic evidence collection at discretion of examiner.	$1,025	$1050	$1,075

3. **BILLING:**
   a. The CAST Office Coordinator will invoice the law enforcement agency after services have been rendered.
   b. The Law Enforcement Agency will remit payment within thirty (30) days from the date on the invoice to the following address:
      i. UC Irvine Department of Pediatrics
         Attn: Finances
         3800 W. Chapman Ave Suite 2200
         Orange, CA 92868

4. **DESCRIPTION OF SERVICES:**
   a. An exam can include the following services but is not limited to:
      i. Initial Evaluation
      ii. Evidence Collection (for acute exams)
      iii. Written Report
      iv. Consultation
      v. STI Testing
      vi. Lab Analysis
      vii. Follow Up Exams

   b. Acute Exam: Exam up to 10 days after incident, with potential for forensic evidence collection at discretion of examiner.

Docusign Envelope ID: BE0856BA-ECE1-44E0-AF68-86E5E0933EDD

c. Non- Acute Exam: Exam any time after an incident without the collection of forensic evidence.

5. INDEMNIFICATION

Each Party ("Indemnifying Party") shall defend, indemnify and hold the other Party, its officers, employees and agents ("Indemnified Party") harmless from and against any and all liability, loss, expense (including reasonable attorneys' fees), or claims for injury or damages arising out of the Indemnifying Party's performance of this MOU, but only in proportion to and to the extent such liability, loss, expense, attorneys' fees, or claims for injury or damages are caused by or result from the Indemnifying Party's own negligent or intentional acts or omissions or those of its officers, employees or agents.

6. INSURANCE

A. Law Enforcement Agency, at its sole cost and expense, shall insure or self-insurance its activities in connection with this MOU and obtain, keep in force and maintain insurance as follows:

1. Comprehensive or Commercial Form General Liability Insurance (contractual liability included) with limits as follows:

(a)	Each Occurrence	$ 2,000,000
(b)	General Aggregate (Not applicable to the Comprehensive form)	$ 5,000,000

However, if such insurance is written on a claims-made form following termination of this MOU coverage shall survive for a period of not less than three years. Coverage shall provide for a retroactive date of placement coinciding with the effective date of this MOU.

2. Business Automobile Liability Insurance for owned, scheduled, non-owned or hired automobiles with a combined single limit no less than One Million Dollars ($1,000,000) per occurrence.

3. Workers' Compensation and Employers Liability Insurance in a form and amount covering Law Enforcement Agency's full liability under the Workers' Compensation Insurance and Safety Act of the State of California as amended from time to time.

4. Such other insurance in such amounts which from time to time may be reasonably required by the mutual consent of UCI and Law Enforcement Agency against other insurable risks relating to performance.

It should be expressly understood, however, that the coverages required under this Section A.1., 2., 3. and 4. shall not in any way limit the liability of Law Enforcement Agency.

Law Enforcement Agency, upon the execution of this MOU shall furnish UCI with evidence of self-insurance upon request, or Certificates of Insurance evidencing compliance with all requirements. Certificates shall further provide for thirty (30)-day advance written notice to UCI of any modification, change or cancellation of any of the above insurance coverages.

Docusign Envelope ID: BE0856BA-ECE1-44E0-AF68-86E5E0933EDD

B. UCI at its sole cost and expense, shall insure its activities in connection with this MOU and obtain, keep in force and maintain a self-insurance program as follows:

1. General Liability Self-Insurance Program with limits as follows:

(a)	Each Occurrence	$ 2,000,000
(b)	General Aggregate	$ 5,000,000

2. Professional Medical and Hospital Liability self-insurance program with limits as follows:

(a)	Each Occurrence	$ 2,000,000
(b)	General Aggregate	$ 5,000,000

If such insurance is written on a claim made form, following termination of the MOU, coverage shall survive for the maximum reporting period available from insurance sources. Coverage shall also provide for a retroactive date of placement prior to or coinciding with the effective date of the MOU.

3. Business Automobile Self-Insurance Program for owned, scheduled, non-owned, or hired automobiles with a combined single limit no less than One Million Dollars ($1,000,000) per occurrence.

4. Workers' Compensation and Employers Liability equivalent Self-Insurance Program covering UCI'S full liability under the Workers' Compensation Insurance and Safety Act of the State of California, as amended from time to time.

5. Such other insurance in such amounts which from time to time may be reasonably required by the mutual consent of Law Enforcement Agency and UCI against other insurable risks relating to performance.

It should be expressly understood, however, that the coverages required under this Section B.1., 2., 3., 4. and 5. shall not in any way limit the liability of UCI.

UCI, upon the execution of this MOU, shall furnish Law Enforcement Agency with Certificates of Self-Insurance evidencing compliance with all requirements. Certificates shall further provide for thirty (30) day advance written notice to Law Enforcement Agency of any modification, change or cancellation of any of the above insurance coverages.

Docusign Envelope ID: BE0856BA-ECE1-44E0-AF68-86E5E0933EDD

IN WITNESS WHEREOF, the parties have entered into this MOU as of the day and year first written above.

UCI:

THE REGENTS OF THE UNIVERSITY OF CALIFORNIA, AS DESCRIBED IN ARTICLE IX, SECTION 9 OF THE CALIFORNIA CONSTITUTION ON BEHALF OF UNIVERSITY OF CALIFORNIA, IRVINE DEPARTMENT OF PEDIATRICS

By: Randolph Siwabessy

Name: Randolph Siwabessy

Title: SVP & CFO

Date: April 30, 2025

Address: 101 The City Drive South

Orange, CA 92868

LAW ENFORCEMENT AGENCY:

CITY OF BREA, BREA POLICE DEPARTMENT

By: _____

Name: Adam Hawley

Title: Chief of Police

Date: _____

Address: 1 Civic Center Circle

Brea, CA 92821

City of Brea

City Council Regular Meeting Communication

J. City Disbursement Registers for April 11, 2025, April 18, 2025 , and April 25, 2025

Meeting	Agenda Group
Tuesday, May 6, 2025, 7:00 PM	CONSENT CALENDAR Item: 5J.

TO	FROM
Honorable Mayor and City Council Members	Kristin Griffith, City Manager

RECOMMENDATION

Staff Recommends that the City Council take the following action.

1. Receive and file the City Disbursement Registers.

RESPECTFULLY SUBMITTED:

Kristin Griffith, City Manager

Prepared by: Faith Madrazo, Financial Services Manager, Revenue

Concurrence: Monica Lo, Director of Administrative Services

Attachments

City Disbursement Register 04.11.25.pdf
City Disbursement Register 04.18.25.pdf
City Disbursement Register 04.25.25.pdf

City Disbursement Register

Between Apr 7, 2025 12:00 AM and Apr 11, 2025 11:59 PM

Check #	Vendor Name	Check Date	Vendor #	Budget Unit	Description	Amount
197775	4LEAF, INC.	04/11/2025	32140	110000000	PLAN CHECK SVCS FEB25	($6.00)
		04/11/2025	32140	84032324P	PLAN CHECK SVCS NOV24	$2,204.00
		04/11/2025	32140	110000000	PLAN CHECK SVCS NOV24	($19.00)
		04/11/2025	32140	84032324P	PLAN CHECK SVCS FEB25	$696.00
			4LEAF, INC.		**Total Check Amount:**	**$2,875.00**
197776	ADVEXURE LLC	04/11/2025	32736	234212143	DJI MATRICE	$59,757.17
			ADVEXURE LLC		**Total Check Amount:**	**$59,757.17**
197777	AMERICA'S IDEAL MISS CALIFORNIA	04/11/2025	33423	110	REFUND PERMIT CHGS	$768.75
			AMERICA'S IDEAL MISS CALIFORNIA		**Total Check Amount:**	**$768.75**
197778	AT&T CALNET	04/11/2025	20391	360515147	CALNET MARCH 2025	$32.91
		04/11/2025	20391	420515131	CALNET MARCH 2025	$225.53
		04/11/2025	20391	475141471	CALNET MARCH 2025	$2,235.81
		04/11/2025	20391	360515145	CALNET MARCH 2025	$61.75
			AT&T CALNET		**Total Check Amount:**	**$2,556.00**
197779	BUSINESS CARD	04/11/2025	18749	110141481	BSCARD 032325 HR	$114.44
		04/11/2025	18749	110222211	BSCARD 032325 FIRE	$385.86
		04/11/2025	18749	110404154	BSCARD 032325 CS II	$5,018.17
		04/11/2025	18749	233404523	BSCARD 032325 CS	$1,951.35
		04/11/2025	18749	110404211	BSCARD 032325 CS II	$207.29
		04/11/2025	18749	950000000	ILJAOC BSCARD 0323 MJ	$28.98
		04/11/2025	18749	110212111	BSCARD 032325 FIRE	$153.38
		04/11/2025	18749	110222223	BSCARD 032325 FIRE	$66.95
		04/11/2025	18749	110222231	BSCARD 032325 FIRE	$2,927.76
		04/11/2025	18749	110404215	BSCARD 032325 CS II	$1,561.91
			BUSINESS CARD		**Total Check Amount:**	**$12,416.09**
197780	CASCO CONTRACTORS	04/11/2025	33433	840000000	BLD-2024-00019 REFUND	$1,205.00
			CASCO CONTRACTORS		**Total Check Amount:**	**$1,205.00**
197781	CITY OF BREA	04/11/2025	31851	110212111	OCCMA OC SHERIFF TECH	$70.00
			CITY OF BREA		**Total Check Amount:**	**$70.00**
197782	COUNTY OF ORANGE	04/11/2025	4799	110212131	ANIMAL SHLTR 24/25 Q3	$10,222.35
			COUNTY OF ORANGE		**Total Check Amount:**	**$10,222.35**
197783	DENNIS GRUBB & ASSOCIATES	04/11/2025	32461	110000000	PLAN CHECK SVCS MAR25	($46.00)
		04/11/2025	32461	84022223P	PLAN CHECK SVCS MAR25	$764.75
			DENNIS GRUBB & ASSOCIATES		**Total Check Amount:**	**$718.75**
197784	SOUTHERN CALIFORNIA EDISON	04/11/2025	3343	341515112	ELECTRICITY MAR 2025	$109.20
		04/11/2025	3343	343515112	ELECTRICITY MAR 2025	$202.49
		04/11/2025	3343	345515112	ELECTRICITY MAR 2025	$56.61
		04/11/2025	3343	110515125	ELECTRICITY MAR 2025	$8,841.08

City Disbursement Register

Between Apr 7, 2025 12:00 AM and Apr 11, 2025 11:59 PM

Check #	Vendor Name	Check Date	Vendor #	Budget Unit	Description	Amount
197784	SOUTHERN CALIFORNIA EDISON	04/11/2025	3343	110515143	ELECTRICITY MAR 2025	$14.24
		04/11/2025	3343	110515121	ELECTRICITY MAR 2025	$24,508.56
		04/11/2025	3343	346515112	ELECTRICITY MAR 2025	$196.14
		04/11/2025	3343	430515123	ELECTRICITY MAR 2025	$22.04
		04/11/2025	3343	420515131	ELECTRICITY MAR 2025	$59,794.04
		04/11/2025	3343	490515151	ELECTRICITY MAR 2025	$4,254.66
		SOUTHERN CALIFORNIA EDISON			**Total Check Amount:**	**$97,999.06**
197785	ELECTRICAL SYSTEM UNLIMITED, LLC	04/11/2025	33302	110515125	SER. UPS SYSTEM @ PS2	$2,500.00
		ELECTRICAL SYSTEM UNLIMITED, LLC			**Total Check Amount:**	**$2,500.00**
197786	EMPLOYMENT DEVELOPMENT DEPT	04/11/2025	7464	110	616106806 040425 PR	$100.00
		EMPLOYMENT DEVELOPMENT DEPT			**Total Check Amount:**	**$100.00**
197787	FCS INTERNATIONAL, INC	04/11/2025	33186	840000000	PROF SVCS FEB25	$30,443.00
		04/11/2025	33186	840000000	PROF SVCS JAN25	$9,441.00
		04/11/2025	33186	840000000	PROF SVCS NOV/DEC24	$716.00
		FCS INTERNATIONAL, INC			**Total Check Amount:**	**$40,600.00**
197788	FULL SAIL GRAPHICS & MARKETING	04/11/2025	33424	110404541	PRNT/INSTLL MKG GRPHC	$617.86
		FULL SAIL GRAPHICS & MARKETING			**Total Check Amount:**	**$617.86**
197789	G & G TROPHY CO.	04/11/2025	1709	110404424	YOUTH SOCCER MEDALS	$304.07
		G & G TROPHY CO.			**Total Check Amount:**	**$304.07**
197790	GMC ELECTRICAL, INC.	04/11/2025	14517	420515131	TANK INSPECTION	$2,100.00
		GMC ELECTRICAL, INC.			**Total Check Amount:**	**$2,100.00**
197791	GOLDEN BELL PRODUCTS, INC.	04/11/2025	1411	430515123	MANHOLE SPRAYING	$350.00
		GOLDEN BELL PRODUCTS, INC.			**Total Check Amount:**	**$350.00**
197792	HERNANDEZ ELECTRIC	04/11/2025	33425	840000000	BLD-2024-00804 REFUND	$32.50
		HERNANDEZ ELECTRIC			**Total Check Amount:**	**$32.50**
197793	HYDROPRO SOLUTIONS	04/11/2025	31845	420515131	12" WATER METER	$14,098.13
		04/11/2025	31845	420515131	METERS	$23,859.12
		HYDROPRO SOLUTIONS			**Total Check Amount:**	**$37,957.25**
197794	INTIME SOLUTIONS INC.	04/11/2025	20876	950000000	ILJAOC ISE APR-JUN25	$200,000.00
		INTIME SOLUTIONS INC.			**Total Check Amount:**	**$200,000.00**
197795	JOY PIANO TUNING	04/11/2025	33214	110404542	PIANO TUNING	$220.00
		JOY PIANO TUNING			**Total Check Amount:**	**$220.00**
197796	JONATHAN LYNG	04/11/2025	33428	840000000	BLD-2022-01392 REFUND	$100.50
		JONATHAN LYNG			**Total Check Amount:**	**$100.50**
197797	MODERN ROOFING	04/11/2025	33426	840000000	BLD-2024-00768 REFUND	$55.00
		MODERN ROOFING			**Total Check Amount:**	**$55.00**
197798	MOORE FLOORING, INC.	04/11/2025	29107	490515151	DAY ROOM FLOORING FS3	$3,453.00
		MOORE FLOORING, INC.			**Total Check Amount:**	**$3,453.00**

City Disbursement Register

Between Apr 7, 2025 12:00 AM and Apr 11, 2025 11:59 PM

Check #	Vendor Name	Check Date	Vendor #	Budget Unit	Description	Amount
197799	NORTH NET FIRE TRAINING CENTER	04/11/2025	1696	110222221	TRAINING	$201.41
		04/11/2025	1696	174222222	EMS TRAINING	$1,769.00
		NORTH NET FIRE TRAINING CENTER			**Total Check Amount:**	**$1,970.41**
197800	ORANGE COUNTY WINWATER WORKS	04/11/2025	28030	420515131	PLUMBING SUPPLIES	$1,049.92
		04/11/2025	28030	420515131	TOOLS	$698.22
		ORANGE COUNTY WINWATER WORKS			**Total Check Amount:**	**$1,748.14**
197801	ORACLE AMERICA, INC.	04/11/2025	33166	951000000	ILJAOC CLD SVCS MAR25	$2,385.05
		ORACLE AMERICA, INC.			**Total Check Amount:**	**$2,385.05**
197802	ORANGE COUNTY AUTO THEFT TASK FORCE	04/11/2025	16937	110212111	35TH VT OFFCER AWARDS	$80.00
		ORANGE COUNTY AUTO THEFT TASK FORCE			**Total Check Amount:**	**$80.00**
197803	ORANGE COUNTY UNITED WAY	04/11/2025	33435	110404523	HMIS PROG-ACSS PT FEE	$200.00
		ORANGE COUNTY UNITED WAY			**Total Check Amount:**	**$200.00**
197804	ORIGINAL EQUIPMENT AUTO SUPPLY	04/11/2025	32413	480515161	STARTER MOTOR	$227.91
		04/11/2025	32413	480515161	REFUND	($175.00)
		04/11/2025	32413	480515161	BRAKE PARTS	$531.87
		ORIGINAL EQUIPMENT AUTO SUPPLY			**Total Check Amount:**	**$584.78**
197805	PERFORMANCE PIPELINE TECHNOLOGIES	04/11/2025	32450	430	SEWER CLEAN 3/11-3/12	$13,875.00
		PERFORMANCE PIPELINE TECHNOLOGIES			**Total Check Amount:**	**$13,875.00**
197806	PATRICIA OCTAVIA SHARP	04/11/2025	33429	110	PMT FOR ART SOLD	$735.00
		PATRICIA OCTAVIA SHARP			**Total Check Amount:**	**$735.00**
197807	STATE CONTROLLER	04/11/2025	22558	110141431	23/24 STREET REPORT	$2,977.17
		STATE CONTROLLER			**Total Check Amount:**	**$2,977.17**
197808	SUNRISE MULTISPECIALIST MEDICAL CTR	04/11/2025	32943	110141481	PHYSICAL EXAM 3/28/25	$655.00
		SUNRISE MULTISPECIALIST MEDICAL CTR			**Total Check Amount:**	**$655.00**
197809	TODD TREMAYNE	04/11/2025	33431	840000000	BLD-2024-00790 REFUND	$120.00
		TODD TREMAYNE			**Total Check Amount:**	**$120.00**
197810	UNIFIRST CORPORATION	04/11/2025	27988	110515125	UNIFORM SVCS MAR 2025	$4.93
		04/11/2025	27988	110515143	UNIFORM SVCS MAR 2025	$7.41
		04/11/2025	27988	430515123	UNIFORM SVCS MAR 2025	$14.13
		04/11/2025	27988	440515126	UNIFORM SVCS MAR 2025	$3.05
		04/11/2025	27988	361515148	UNIFORM SVCS MAR 2025	$1.80
		04/11/2025	27988	420515131	UNIFORM SVCS MAR 2025	$82.24
		04/11/2025	27988	110515141	UNIFORM SVCS MAR 2025	$24.70
		04/11/2025	27988	110515148	UNIFORM SVCS MAR 2025	$1.80
		04/11/2025	27988	360515145	UNIFORM SVCS MAR 2025	$5.52
		04/11/2025	27988	480515161	UNIFORM SVCS MAR 2025	$141.83

City Disbursement Register

Between Apr 7, 2025 12:00 AM and Apr 11, 2025 11:59 PM

Check #	Vendor Name	Check Date	Vendor #	Budget Unit	Description	Amount
197810	UNIFIRST CORPORATION	04/11/2025	27988	110515121	UNIFORM SVCS MAR 2025	$17.13
		04/11/2025	27988	110515144	UNIFORM SVCS MAR 2025	$26.70
		04/11/2025	27988	490515151	UNIFORM SVCS MAR 2025	$72.87
				UNIFIRST CORPORATION	**Total Check Amount:**	**$404.11**
					Check Subtotal	**$502,713.01**
V58842	ACADEMY 831, LLC	04/11/2025	28694	110404145	BALLET	$37.50
				ACADEMY 831, LLC	**Total Check Amount:**	**$37.50**
V58843	AARON DANIEL ADAM	04/11/2025	32005	110212111	TRAINING MILEAGE	$5.26
		04/11/2025	32005	110212132	TRAINING MILEAGE	$162.38
				AARON DANIEL ADAM	**Total Check Amount:**	**$167.64**
V58844	ADMINISTRATIVE & PROF	04/11/2025	3344	110	4010 APEA MEMB 040425	$552.00
				ADMINISTRATIVE & PROF	**Total Check Amount:**	**$552.00**
V58845	THE ADVANTAGE GROUP	04/11/2025	24539	110	808B FSADEPCAR 040425	$2,659.21
		04/11/2025	24539	110	808C FSA URMED 040425	$5,375.49
				THE ADVANTAGE GROUP	**Total Check Amount:**	**$8,034.70**
V58846	ANNA CHAVEZ AGUSTIN	04/11/2025	31862	110404215	HIIT DANCE/ZUMBA	$512.00
				ANNA CHAVEZ AGUSTIN	**Total Check Amount:**	**$512.00**
V58847	JUDY ALLEN	04/11/2025	20447	110404215	BODY PUMP/MAT PILATES	$384.00
		04/11/2025	20447	110404215	PERSONAL TRAINER	$391.80
				JUDY ALLEN	**Total Check Amount:**	**$775.80**
V58848	ALLSTAR FIRE EQUIPMENT	04/11/2025	8353	110222221	TURNOUTS	$3,017.00
		04/11/2025	8353	110222221	BOOTS	$730.11
		04/11/2025	8353	174222225	FLASHLIGHTS	$544.84
				ALLSTAR FIRE EQUIPMENT	**Total Check Amount:**	**$4,291.95**
V58849	ALTA LANGUAGE SERVICES, INC	04/11/2025	25953	110141481	BILINGUAL TEST MAR25	$116.00
				ALTA LANGUAGE SERVICES, INC	**Total Check Amount:**	**$116.00**
V58850	BRENT THOMAS ARNOLD	04/11/2025	33336	110212111	TRAINING MILEAGE	$18.48
				BRENT THOMAS ARNOLD	**Total Check Amount:**	**$18.48**
V58851	ROBYN BAKER	04/11/2025	32891	110404215	CYCLE	$160.00
		04/11/2025	32891	110404215	PERSONAL TRAINER	$310.80
				ROBYN BAKER	**Total Check Amount:**	**$470.80**
V58852	BPSEA MEMORIAL FOUNDATION	04/11/2025	14990	110	4050 MEMORIAL 040425	$115.50
				BPSEA MEMORIAL FOUNDATION	**Total Check Amount:**	**$115.50**
V58853	BREA CITY EMPLOYEES ASSOCIATION	04/11/2025	3236	110	4005 BCEA MEMB 040425	$816.00
				BREA CITY EMPLOYEES ASSOCIATION	**Total Check Amount:**	**$816.00**
V58854	BREA DISPOSAL, INC	04/11/2025	3330	440515122	REFUSE COLLECTN MAR25	$193,334.37
				BREA DISPOSAL, INC	**Total Check Amount:**	**$193,334.37**
V58855	BREA FIREFIGHTERS ASSOCIATION	04/11/2025	3237	110	4016 ASSOCMEMB 040425	$4,059.00

City Disbursement Register

Between Apr 7, 2025 12:00 AM and Apr 11, 2025 11:59 PM

Check #	Vendor Name	Check Date	Vendor #	Budget Unit	Description	Amount
		BREA FIREFIGHTERS ASSOCIATION			**Total Check Amount:**	**$4,059.00**
V58856	BREA POLICE ASSOCIATION	04/11/2025	3769	110	4030 BPA REG 040425	$3,550.00
		BREA POLICE ASSOCIATION			**Total Check Amount:**	**$3,550.00**
V58857	BREA POLICE ATHLETIC LEAGUE	04/11/2025	1068	110	5010 B.P.A.L. 040425	$130.00
		BREA POLICE ATHLETIC LEAGUE			**Total Check Amount:**	**$130.00**
V58858	BREA POLICE MANAGEMENT ASSOCIATION	04/11/2025	21189	110	4020 PMA MEMB 040425	$162.50
		04/11/2025	21189	110	4019 LDF MEMB 040425	$57.00
		BREA POLICE MANAGEMENT ASSOCIATION			**Total Check Amount:**	**$219.50**
V58859	BREA TOWING	04/11/2025	16399	110212132	IMPOUND [TFC] MAR25	$2,054.88
		04/11/2025	16399	110212121	IMPOUND [INV] MAR25	$6,941.38
		BREA TOWING			**Total Check Amount:**	**$8,996.26**
V58860	OMAR F. BRIOSO	04/11/2025	15737	110212131	TRAINING REIMB	$93.31
		04/11/2025	15737	110212111	TRAINING REIMB	$3.45
		OMAR F. BRIOSO			**Total Check Amount:**	**$96.76**
V58861	BUTLER CHEMICALS, INC.	04/11/2025	6515	490515151	DISHWASHER CHEM SERVICE	$209.30
		BUTLER CHEMICALS, INC.			**Total Check Amount:**	**$209.30**
V58862	C. WELLS PIPELINE MATERIALS INC	04/11/2025	13055	420515131	PLUMBING SUPPLIES	$11,945.18
		C. WELLS PIPELINE MATERIALS INC			**Total Check Amount:**	**$11,945.18**
V58863	MARIA ELENA CABRERA	04/11/2025	32813	110404215	ZUMBA	$160.00
		MARIA ELENA CABRERA			**Total Check Amount:**	**$160.00**
V58864	CALIFORNIA DOMESTIC WATER CO	04/11/2025	3388	420515131	WTR CONSUMPTION MAR25	$246,370.88
		CALIFORNIA DOMESTIC WATER CO			**Total Check Amount:**	**$246,370.88**
V58865	CARRIER CORPORATION	04/11/2025	20023	490515151	CHILLER REPAIRS	$5,922.00
		CARRIER CORPORATION			**Total Check Amount:**	**$5,922.00**
V58866	CITY OF WHITTIER	04/11/2025	33259	865	HOSEC FUNDS TRANSFER	$3,050.48
		CITY OF WHITTIER			**Total Check Amount:**	**$3,050.48**
V58867	COMLOCK SECURITY-GROUP	04/11/2025	13625	490515151	KEYS	$558.08
		04/11/2025	13625	490515151	DOOR REPAIRS	$5,536.26
		COMLOCK SECURITY-GROUP			**Total Check Amount:**	**$6,094.34**
V58868	THE CONNECTION CORPORATION	04/11/2025	31669	110404523	COUNSELING SVCS MAR25	$3,420.00
		THE CONNECTION CORPORATION			**Total Check Amount:**	**$3,420.00**
V58869	DENALYN DAVID	04/11/2025	31642	110404215	YOGA	$288.00
		DENALYN DAVID			**Total Check Amount:**	**$288.00**
V58870	DEPARTMENT OF HEALTH CARE SERVICES	04/11/2025	33434	174222225	PP-GEMT	$31,973.29
		DEPARTMENT OF HEALTH CARE SERVICES			**Total Check Amount:**	**$31,973.29**
V58871	MYRA DUVALL	04/11/2025	18083	110404215	YOGA	$448.00
		MYRA DUVALL			**Total Check Amount:**	**$448.00**

City Disbursement Register

Between Apr 7, 2025 12:00 AM and Apr 11, 2025 11:59 PM

Check #	Vendor Name	Check Date	Vendor #	Budget Unit	Description	Amount
V58872	ENTERPRISE SECURITY, INC.	04/11/2025	18042	475141471	VELOCITY SRVR SW SUPP	$1,213.93
		ENTERPRISE SECURITY, INC.			**Total Check Amount:**	**$1,213.93**
V58873	EQUIPMENT DIRECT INC	04/11/2025	4522	110515141	SAFETY EQUIPMENT	$79.20
		EQUIPMENT DIRECT INC			**Total Check Amount:**	**$79.20**
V58874	ALYSSA RAE FELIPE	04/11/2025	32809	110404215	TRX/PURE STRENGTH	$57.50
		04/11/2025	32809	110404215	PERSONAL TRAINER	$486.60
		ALYSSA RAE FELIPE			**Total Check Amount:**	**$544.10**
V58875	FIDELITY SECURITY LIFE INSURANCE	04/11/2025	23035	110	9827288 VISION APR25	$3,173.06
		FIDELITY SECURITY LIFE INSURANCE			**Total Check Amount:**	**$3,173.06**
V58876	FIRE SAFETY ADVISORS LLC	04/11/2025	33294	110000000	PLAN CHECK SVCS FEB25	($1,237.50)
		04/11/2025	33294	84022223P	PLAN CHECK SVCS FEB25	$9,143.75
		FIRE SAFETY ADVISORS LLC			**Total Check Amount:**	**$7,906.25**
V58877	GEORGE HILLS COMPANY	04/11/2025	27340	470141483	FLAT FEE 0425-0625	$3,278.25
		GEORGE HILLS COMPANY			**Total Check Amount:**	**$3,278.25**
V58878	MELISSA GIFFORD	04/11/2025	10645	110404215	TRX	$288.00
		MELISSA GIFFORD			**Total Check Amount:**	**$288.00**
V58879	GLASBY MAINTENANCE SUPPLY CO	04/11/2025	6802	490515151	CHEM WIPES	$387.90
		GLASBY MAINTENANCE SUPPLY CO			**Total Check Amount:**	**$387.90**
V58880	MARY M. GRAHAM	04/11/2025	31478	110404215	ROLL & RELEASE/YOGA	$352.00
		MARY M. GRAHAM			**Total Check Amount:**	**$352.00**
V58881	CYNTHIA HAEBE	04/11/2025	31769	110212141	CRIME ANALYSIS FEB25	$6,232.50
		CYNTHIA HAEBE			**Total Check Amount:**	**$6,232.50**
V58882	CHRISTOPHER M HARVEY	04/11/2025	10364	110212111	CRIT CONSIDRTN-POLICE	$213.50
		CHRISTOPHER M HARVEY			**Total Check Amount:**	**$213.50**
V58883	HASA, INC.	04/11/2025	31861	110404422	BULK CHEMS	$1,004.01
		HASA, INC.			**Total Check Amount:**	**$1,004.01**
V58884	MONA HERNANDEZ	04/11/2025	23114	110404215	MASSAGE	$891.50
		MONA HERNANDEZ			**Total Check Amount:**	**$891.50**
V58885	HOLLY ELECTRIC INC.	04/11/2025	27530	344515112	MD4 LIGHT REPAIR	$500.81
		HOLLY ELECTRIC INC.			**Total Check Amount:**	**$500.81**
V58886	INLAND ROUNDBALL OFFICIALS INC.	04/11/2025	31906	110404424	REFEREE FEE 0327-0401	$1,270.00
		INLAND ROUNDBALL OFFICIALS INC.			**Total Check Amount:**	**$1,270.00**
V58887	SARA JACKSON	04/11/2025	31840	110404215	BODY PUMP	$352.00
		SARA JACKSON			**Total Check Amount:**	**$352.00**
V58888	PAMELA JOHNSTON	04/11/2025	28025	110404215	CIRCT TRNG/ZUMBA/HIIT	$480.00
		PAMELA JOHNSTON			**Total Check Amount:**	**$480.00**
V58889	KRISTI L KANEL	04/11/2025	22868	110404215	SILVER SNEAKERS/ZUMBA	$480.00
		KRISTI L KANEL			**Total Check Amount:**	**$480.00**

City Disbursement Register

Between Apr 7, 2025 12:00 AM and Apr 11, 2025 11:59 PM

Check #	Vendor Name	Check Date	Vendor #	Budget Unit	Description	Amount
V58890	MAHNAZ KOHSARI	04/11/2025	12368	460141474	MILEAGE MARCH 2025	$6.02
			MAHNAZ KOHSARI		**Total Check Amount:**	**$6.02**
V58891	DOLLY LAI	04/11/2025	18084	110404215	YOGA	$96.00
			DOLLY LAI		**Total Check Amount:**	**$96.00**
V58892	BERRY LIANG	04/11/2025	25640	110404215	PERSONAL TRAINER	$217.20
		04/11/2025	25640	110404215	CYCLE	$96.00
			BERRY LIANG		**Total Check Amount:**	**$313.20**
V58893	LIFE-ASSIST, INC.	04/11/2025	10530	174222225	PM SUPPLIES FS2	$251.20
			LIFE-ASSIST, INC.		**Total Check Amount:**	**$251.20**
V58894	LINCOLN AQUATICS	04/11/2025	17902	490515151	CHEM FEED PUMP	$692.49
			LINCOLN AQUATICS		**Total Check Amount:**	**$692.49**
V58895	LINEGEAR	04/11/2025	23894	110222221	BOOTS [4]	$1,767.10
		04/11/2025	23894	110222221	BOOTS [1]	$354.50
			LINEGEAR		**Total Check Amount:**	**$2,121.60**
V58896	TANYA LOSCUTOFF	04/11/2025	22092	110404215	PERSONAL TRAINER	$867.60
		04/11/2025	22092	110404215	SUPER SCULPT	$128.00
			TANYA LOSCUTOFF		**Total Check Amount:**	**$995.60**
V58897	ANDREA MCGRANAHAN	04/11/2025	26046	110404215	PERSONAL TRAINER	$94.20
		04/11/2025	26046	110404215	BARRE/CYCLE/LO.IM/TRX	$1,366.00
			ANDREA MCGRANAHAN		**Total Check Amount:**	**$1,460.20**
V58898	MINER, LTD	04/11/2025	27173	490515151	GATE REPAIR @ FS2	$6,183.50
		04/11/2025	27173	490515151	REPAIR FRONT DOOR FS2	$426.81
			MINER, LTD		**Total Check Amount:**	**$6,610.31**
V58899	JENNIFER MONZON-SCROFINI	04/11/2025	20158	110404215	FUNC.STR/HIITKICK/TRX	$384.00
			JENNIFER MONZON-SCROFINI		**Total Check Amount:**	**$384.00**
V58900	NATASHA MOORE	04/11/2025	10711	110404215	BODY PUMP	$288.00
			NATASHA MOORE		**Total Check Amount:**	**$288.00**
V58901	ADRIANA MUNOZ	04/11/2025	27997	110404215	ZUMBA	$30.00
			ADRIANA MUNOZ		**Total Check Amount:**	**$30.00**
V58902	MUSCO SPORTS LIGHTING, LLC	04/11/2025	19179	110515141	BALLFIELD LIGHT EQUIPMENT	$3,500.00
		04/11/2025	19179	110515141	BALLFIELD BULBS	$1,765.41
			MUSCO SPORTS LIGHTING, LLC		**Total Check Amount:**	**$5,265.41**
V58903	JANET NORSETTER	04/11/2025	26021	110404215	SILVER SNEAKERS	$150.00
			JANET NORSETTER		**Total Check Amount:**	**$150.00**
V58904	IRACEMA PERDOMO	04/11/2025	14135	110404215	CYCLE	$128.00
			IRACEMA PERDOMO		**Total Check Amount:**	**$128.00**
V58905	PLUMBING WHOLESALE OUTLET, INC.	04/11/2025	18392	490515151	SLOAN PARTS	$332.04
		04/11/2025	18392	490515151	WATER FILTERS	$433.42

City Disbursement Register

Between Apr 7, 2025 12:00 AM and Apr 11, 2025 11:59 PM

Check #	Vendor Name	Check Date	Vendor #	Budget Unit	Description	Amount
		PLUMBING WHOLESALE OUTLET, INC.			**Total Check Amount:**	**$765.46**
V58906	PREMIER FIRST RESPONDER PSYCH SVCS	04/11/2025	29540	110222213	CERT TRAINING	$250.00
		PREMIER FIRST RESPONDER PSYCH SVCS			**Total Check Amount:**	**$250.00**
V58907	QUADIENT LEASING USA, INC	04/11/2025	30262	110141441	SUPPLIES	$268.19
		QUADIENT LEASING USA, INC			**Total Check Amount:**	**$268.19**
V58908	KAYLA RABJOHNS	04/11/2025	28472	110404215	CIRCUIT TRNG	$64.00
		KAYLA RABJOHNS			**Total Check Amount:**	**$64.00**
V58909	ROLLINS, INC DBA ORKIN, LLC.	04/11/2025	30616	110515125	PEST CONTROL MAR 2025	$339.15
		04/11/2025	30616	110515141	PEST CONTROL MAR 2025	$239.40
		04/11/2025	30616	420515131	PEST CONTROL MAR 2025	$179.55
		04/11/2025	30616	490515151	PEST CONTROL MAR 2025	$1,236.90
		ROLLINS, INC DBA ORKIN, LLC.			**Total Check Amount:**	**$1,995.00**
V58910	RUSSELL SIGLER INC.	04/11/2025	21638	490515151	HVAC FILTERS	$52.09
		RUSSELL SIGLER INC.			**Total Check Amount:**	**$52.09**
V58911	MACY CYMANTHA SANCHEZ	04/11/2025	27495	110212132	TRAINING MILEAGE	$108.26
		04/11/2025	27495	110212111	TRAINING MILEAGE	$3.50
		MACY CYMANTHA SANCHEZ			**Total Check Amount:**	**$111.76**
V58912	ISMAEL O SILVA	04/11/2025	24370	110404215	ZUMBA	$96.00
		ISMAEL O SILVA			**Total Check Amount:**	**$96.00**
V58913	SITEONE LANDSCAPE SUPPLY, LLC	04/11/2025	25942	110515141	PLUMBING SUPPLIES	$1,392.92
		SITEONE LANDSCAPE SUPPLY, LLC			**Total Check Amount:**	**$1,392.92**
V58914	SOOTHING ESCAPE MASSAGE LLC	04/11/2025	31650	110404215	KINSTRETCH	$288.00
		04/11/2025	31650	110404215	MASSAGE/SOUND BATH	$766.90
		SOOTHING ESCAPE MASSAGE LLC			**Total Check Amount:**	**$1,054.90**
V58915	TENNIS ANYONE ACADEMY	04/11/2025	12688	110404145	TENNIS	$1,583.68
		TENNIS ANYONE ACADEMY			**Total Check Amount:**	**$1,583.68**
V58916	TOWNSEND PUBLIC AFFAIRS, INC.	04/11/2025	18881	410111145	CONSULTING SVCS APR25	$1,625.00
		04/11/2025	18881	420111145	CONSULTING SVCS APR25	$1,625.00
		04/11/2025	18881	110111145	CONSULTING SVCS APR25	$1,625.00
		04/11/2025	18881	430111145	CONSULTING SVCS APR25	$1,625.00
		TOWNSEND PUBLIC AFFAIRS, INC.			**Total Check Amount:**	**$6,500.00**
V58917	TROPICAL PLAZA NURSERY, INC	04/11/2025	2062	345515112	MD5 REPAIR IRRIGATION	$853.07
		TROPICAL PLAZA NURSERY, INC			**Total Check Amount:**	**$853.07**
V58918	TRUE TINT WINDOW TINTING	04/11/2025	28281	490515151	WINDOW TINTING @ FS2	$2,310.00
		TRUE TINT WINDOW TINTING			**Total Check Amount:**	**$2,310.00**
V58919	EDEN TURNER	04/11/2025	21951	110404215	BODY PUMP	$320.00
		EDEN TURNER			**Total Check Amount:**	**$320.00**
V58920	NATASHA UMRIGAR-MOLLA	04/11/2025	32097	110404215	YOGA	$128.00

City Disbursement Register

Between Apr 7, 2025 12:00 AM and Apr 11, 2025 11:59 PM

Check #	Vendor Name	Check Date	Vendor #	Budget Unit	Description	Amount
		NATASHA UMRIGAR-MOLLA			**Total Check Amount:**	**$128.00**
V58921	UNDERGROUND SERVICE ALERT/SC	04/11/2025	4537	420515131	DSB FEE 4/1/25	$141.16
		04/11/2025	4537	420515131	DSB WTRDIST 4/1/25	$70.58
		04/11/2025	4537	420515131	UGTICKETS WATER MAR25	$182.05
		04/11/2025	4537	420515131	UGTICKETS SEWER MAR25	$354.10
		UNDERGROUND SERVICE ALERT/SC			**Total Check Amount:**	**$747.89**
V58922	WEST COAST ARBORISTS, INC.	04/11/2025	1556	110515142	TREE MNT 2/16-2/28	$8,596.41
		04/11/2025	1556	346515112	TREE MNT MD6 3/1-3/15	$8,090.50
		04/11/2025	1556	110515141	TREE MNT PARK 2/16-28	$882.60
		04/11/2025	1556	343515112	TREE MNT MD3 3/1-3/15	$443.52
		04/11/2025	1556	510707978	TREE REMOVAL-SYCAMORE	$1,471.00
		04/11/2025	1556	110515141	TREE MNT 3/1-315	$605.43
		04/11/2025	1556	110515142	TREE MNT 3/1-3/15	$2,603.79
		WEST COAST ARBORISTS, INC.			**Total Check Amount:**	**$22,693.25**
V58923	WESTERN GOLF PROPERTIES, LLC	04/11/2025	29071	465000000	BIRCH HLLS S/TX MAR25	$4,068.17
		04/11/2025	29071	465000000	BIRCH HLLS TIPS MAR25	$6,920.14
		04/11/2025	29071	465515149	BIRCH HLLS CGS MAR25	$18,882.59
		04/11/2025	29071	465515149	BIRCH HLLS MGMT MAR25	$155,567.33
		04/11/2025	29071	465515149	BREA CREEK CGS MAR25	$7,476.69
		04/11/2025	29071	465515149	BREA CREEK MGMT MAR25	$63,954.00
		04/11/2025	29071	465000000	BREA CREEK S/TX MAR25	$1,033.67
		WESTERN GOLF PROPERTIES, LLC			**Total Check Amount:**	**$257,902.59**
V58924	REBECCA YOUNT	04/11/2025	31473	110404215	SILVER SNEAKERS	$259.00
		REBECCA YOUNT			**Total Check Amount:**	**$259.00**
					Voucher Subtotal	**$882,962.57**

TOTAL **$1,385,675.58**

City Disbursement Register

Between Apr 14, 2025 12:00 AM and Apr 18, 2025 11:59 PM

Check #	Vendor Name	Check Date	Vendor #	Budget Unit	Description	Amount
197811	THOMAS ANDERSON	04/18/2025	33458	420	WATER ACCT REFUND	$3.86
			THOMAS ANDERSON		**Total Check Amount:**	**$3.86**
197812	SUSAN ARAKAKI	04/18/2025	33437	110	REFUND DEPOSIT	$700.00
			SUSAN ARAKAKI		**Total Check Amount:**	**$700.00**
197813	ARDURRA GROUP, INC.	04/18/2025	29147	510707617	PROF ENGG SVCS FEB25	$3,650.00
		04/18/2025	29147	510707617	PROF ENGG SVCS JAN25	$5,108.75
			ARDURRA GROUP, INC.		**Total Check Amount:**	**$8,758.75**
197814	AT&T CALNET	04/18/2025	20391	475141471	CALNET MARCH 2025	$3,930.71
			AT&T CALNET		**Total Check Amount:**	**$3,930.71**
197815	AVENU INSIGHTS & ANALYTICS, LLC	04/18/2025	29396	110141424	STARS SVC 2024 Q4	$937.50
			AVENU INSIGHTS & ANALYTICS, LLC		**Total Check Amount:**	**$937.50**
197816	HILDA BARKER	04/18/2025	33457	420	WATER ACCT REFUND	$28.67
			HILDA BARKER		**Total Check Amount:**	**$28.67**
197817	BELTRAN, AUGUSTINE	04/18/2025	33449	420	WATER ACCT REFUND	$5.14
			BELTRAN, AUGUSTINE		**Total Check Amount:**	**$5.14**
197818	OLIVIA BENSON	04/18/2025	33463	420	WATER ACCT REFUND	$102.60
			OLIVIA BENSON		**Total Check Amount:**	**$102.60**
197819	BREA INDUSTRIAL IV, LLC	04/18/2025	27693	420	WATER ACCT REFUND	$110.28
			BREA INDUSTRIAL IV, LLC		**Total Check Amount:**	**$110.28**
197820	LUIS CENDEJAS	04/18/2025	33439	110000000	REFUND-ACCT CLOSED	$165.73
			LUIS CENDEJAS		**Total Check Amount:**	**$165.73**
197821	SOOJIN CHAI	04/18/2025	33461	420	WATER ACCT REFUND	$26.37
			SOOJIN CHAI		**Total Check Amount:**	**$26.37**
197822	CHARTER COMMUNICATIONS	04/18/2025	29127	110111143	CABLE CHGS APR/MAY25	$42.87
		04/18/2025	29127	110111153	MGMT CHANNEL APR25	$978.95
		04/18/2025	29127	110141481	CABLE CHGS APR/MAY25	$42.87
		04/18/2025	29127	110404521	CABLE CHGS APR/MAY25	$119.99
		04/18/2025	29127	420515131	CABLE CHGS APR/MAY25	$236.62
		04/18/2025	29127	490515151	CABLE CHGS APR/MAY25	$42.87
		04/18/2025	29127	110111151	CABLE CHGS APR/MAY25	$64.98
		04/18/2025	29127	110222211	CABLE CHGS APR/MAY25	$109.23
		04/18/2025	29127	110111161	CABLE CHGS APR/MAY25	$42.87
		04/18/2025	29127	110323212	CABLE CHGS APR/MAY25	$87.11
		04/18/2025	29127	110404311	CABLE CHGS APR/MAY25	$42.87
		04/18/2025	29127	110212111	CABLE CHGS APR/MAY25	$349.26
		04/18/2025	29127	110404211	CABLE CHGS APR/MAY25	$303.06
			CHARTER COMMUNICATIONS		**Total Check Amount:**	**$2,463.55**
197823	CITY OF ANAHEIM	04/18/2025	4908	110222211	METRONET DISP 24/25Q4	$32,781.71

City Disbursement Register

Between Apr 14, 2025 12:00 AM and Apr 18, 2025 11:59 PM

Check #	Vendor Name	Check Date	Vendor #	Budget Unit	Description	Amount
			CITY OF ANAHEIM		**Total Check Amount:**	**$32,781.71**
197824	COUNTY OF ORANGE	04/18/2025	4799	110212122	PRKNG CITATIONS MAR25	$2,850.50
			COUNTY OF ORANGE		**Total Check Amount:**	**$2,850.50**
197825	COUNTY OF ORANGE	04/18/2025	4799	110212131	PRE-BOOKING FORMS	$168.20
			COUNTY OF ORANGE		**Total Check Amount:**	**$168.20**
197826	COUNTY OF ORANGE	04/18/2025	4799	110212122	OCATS FEES MAR 2025	$1,104.51
			COUNTY OF ORANGE		**Total Check Amount:**	**$1,104.51**
197827	COUNTY OF ORANGE	04/18/2025	4799	110222223	RADIO PROG BR2 DEC24	$139.00
			COUNTY OF ORANGE		**Total Check Amount:**	**$139.00**
197828	COUNTY OF ORANGE	04/18/2025	4799	172212133	RADIO PROG BR1 DEC24	$200.00
			COUNTY OF ORANGE		**Total Check Amount:**	**$200.00**
197829	D.S. CUSTOM LINENS, INC	04/18/2025	31417	110141441	LINEN CLEANING	$408.03
		04/18/2025	31417	110141441	GAS SURCHARGE	$26.00
			D.S. CUSTOM LINENS, INC		**Total Check Amount:**	**$434.03**
197830	CHARLES DANIELS	04/18/2025	33443	420	WATER ACCT REFUND	$3.05
			CHARLES DANIELS		**Total Check Amount:**	**$3.05**
197831	DE NOVO PLANNING GROUP	04/18/2025	32750	120323231	PROF SVCS THRU 3/28	$110,005.98
			DE NOVO PLANNING GROUP		**Total Check Amount:**	**$110,005.98**
197832	DAN DE CRISTOFARO	04/18/2025	8022	110404217	DJ-6TH GR DANCE 3/21	$475.00
			DAN DE CRISTOFARO		**Total Check Amount:**	**$475.00**
197833	DRAPES & FABRICS BY VINCENT	04/18/2025	33404	181404250	UPHOLSTERY ZIPPERS	$385.00
			DRAPES & FABRICS BY VINCENT		**Total Check Amount:**	**$385.00**
197834	SOUTHERN CALIFORNIA EDISON	04/18/2025	3343	490515151	ELECTRICITY MAR 2025	$35,054.44
		04/18/2025	3343	110515143	ELECTRICITY MAR 2025	$30.77
		04/18/2025	3343	110515121	ELECTRICITY MAR 2025	$2,785.68
			SOUTHERN CALIFORNIA EDISON		**Total Check Amount:**	**$37,870.89**
197835	EMERGENCY AMBULANCE SERVICE	04/18/2025	7757	174222225	BACKUP AMB SVCS MAR25	$6,500.00
			EMERGENCY AMBULANCE SERVICE		**Total Check Amount:**	**$6,500.00**
197836	FORENSIC NURSE SPECIALISTS, INC.	04/18/2025	23336	110212121	SART EXAM	$3,000.00
			FORENSIC NURSE SPECIALISTS, INC.		**Total Check Amount:**	**$3,000.00**
197837	GALVEZ QUALITY AUTO GLASS	04/18/2025	27010	480515161	WINDSHIELD REPAIR	$365.00
			GALVEZ QUALITY AUTO GLASS		**Total Check Amount:**	**$365.00**
197838	BRADLEY & PAMELA GAST	04/18/2025	29209	420	WATER ACCT REFUND	$1,905.77
			BRADLEY & PAMELA GAST		**Total Check Amount:**	**$1,905.77**
197839	GEMINI GROUP CONSULTING, LLC	04/18/2025	33427	420515131	CCR REPORT	$5,210.00
			GEMINI GROUP CONSULTING, LLC		**Total Check Amount:**	**$5,210.00**
197840	ROBERT GROVER	04/18/2025	27453	420	WATER ACCT REFUND	$15.23
			ROBERT GROVER		**Total Check Amount:**	**$15.23**

City Disbursement Register

Between Apr 14, 2025 12:00 AM and Apr 18, 2025 11:59 PM

Check #	Vendor Name	Check Date	Vendor #	Budget Unit	Description	Amount
197841	HACH COMPANY	04/18/2025	5749	420515131	WTR QUALITY SUPPLIES	$613.88
			HACH COMPANY		**Total Check Amount:**	**$613.88**
197842	LI HULL	04/18/2025	33451	420	WATER ACCT REFUND	$27.31
			LI HULL		**Total Check Amount:**	**$27.31**
197843	HYDROPRO SOLUTIONS	04/18/2025	31845	420515131	METERS	$6,279.54
			HYDROPRO SOLUTIONS		**Total Check Amount:**	**$6,279.54**
197844	TIFFANY HYUN	04/18/2025	33446	420	WATER ACCT REFUND	$46.23
			TIFFANY HYUN		**Total Check Amount:**	**$46.23**
197845	GASTON JEREMIAH	04/18/2025	33452	420	WATER ACCT REFUND	$107.50
			GASTON JEREMIAH		**Total Check Amount:**	**$107.50**
197846	JOHN ROBINSON CONSULTING, INC.	04/18/2025	33301	420515131	BACKFLOW SUPPORT	$6,465.00
			JOHN ROBINSON CONSULTING, INC.		**Total Check Amount:**	**$6,465.00**
197847	LEADSONLINE PARENT, LLC	04/18/2025	32075	110212121	24/25 CELLHAWK SUBSCR	$5,402.00
			LEADSONLINE PARENT, LLC		**Total Check Amount:**	**$5,402.00**
197848	JUAN LEON	04/18/2025	33453	420	WATER ACCT REFUND	$105.90
			JUAN LEON		**Total Check Amount:**	**$105.90**
197849	LINSCOTT, LAW & GREENSPAN ENGINEERS	04/18/2025	29408	840141412	TFC ENGG SVCS FEB25	$6,272.00
		04/18/2025	29408	510707306	TFC ENGG SVCS JAN25	$3,761.50
			LINSCOTT, LAW & GREENSPAN ENGINEERS		**Total Check Amount:**	**$10,033.50**
197850	YU LU	04/18/2025	33450	420	WATER ACCT REFUND	$83.20
			YU LU		**Total Check Amount:**	**$83.20**
197851	MILLER MENDEL, INC.	04/18/2025	31793	110212111	DATA STORAGE JAN-MAR	$98.91
		04/18/2025	31793	110212111	SOC MED RPT JAN-MAR25	$180.00
		04/18/2025	31793	110212111	EMPL INSIGHTS JAN-MAR	$36.00
		04/18/2025	31793	110212111	FAX USAGE JAN-MAR25	$14.20
			MILLER MENDEL, INC.		**Total Check Amount:**	**$329.11**
197852	ANI MODIANO	04/18/2025	33445	420	WATER ACCT REFUND	$64.20
			ANI MODIANO		**Total Check Amount:**	**$64.20**
197853	SUSANA MORENO	04/18/2025	33442	420	WATER ACCT REFUND	$15.78
			SUSANA MORENO		**Total Check Amount:**	**$15.78**
197854	NATIONWIDE	04/18/2025	20975	110	4436 PET INS MAR 2025	$1,663.42
			NATIONWIDE		**Total Check Amount:**	**$1,663.42**
197855	ORANGE COUNTY WINWATER WORKS	04/18/2025	28030	420515131	PLUMBING SUPPLIES	$2,297.94
			ORANGE COUNTY WINWATER WORKS		**Total Check Amount:**	**$2,297.94**
197856	ODP BUSINESS SOLUTIONS, LLC	04/18/2025	31709	110212111	OFFICE SUPPLIES	$401.53
			ODP BUSINESS SOLUTIONS, LLC		**Total Check Amount:**	**$401.53**
197857	OPENDOOR LABS INC	04/18/2025	29570	420	WATER ACCT REFUND	$83.46
			OPENDOOR LABS INC		**Total Check Amount:**	**$83.46**

City Disbursement Register

Between Apr 14, 2025 12:00 AM and Apr 18, 2025 11:59 PM

Check #	Vendor Name	Check Date	Vendor #	Budget Unit	Description	Amount
197858	ORIGINAL EQUIPMENT AUTO SUPPLY	04/18/2025	32413	480515161	BRAKE PARTS	$119.14
		ORIGINAL EQUIPMENT AUTO SUPPLY			**Total Check Amount:**	**$119.14**
197859	SOKZI OSHIN	04/18/2025	33465	840000000	BLD-2020-00648 REFUND	$312.22
		SOKZI OSHIN			**Total Check Amount:**	**$312.22**
197860	PEOPLE SPACE	04/18/2025	28721	181404250	BCC TEEN COUCH	$12,165.65
		PEOPLE SPACE			**Total Check Amount:**	**$12,165.65**
197861	PETTY CASH CUSTODIAN	04/18/2025	23851	110	PETTY CASH REIMB	$10.00
		PETTY CASH CUSTODIAN			**Total Check Amount:**	**$10.00**
197862	PREMIUM RV INC.	04/18/2025	11981	480515161	TIE DOWNS	$17.35
		PREMIUM RV INC.			**Total Check Amount:**	**$17.35**
197863	PUENTE HILLS FORD	04/18/2025	25742	480515161	SHOCKS	$255.64
		04/18/2025	25742	480515161	TRANSFER CASE REPAIR	$2,654.91
		PUENTE HILLS FORD			**Total Check Amount:**	**$2,910.55**
197864	RBI TRAFFIC, INC	04/18/2025	30571	110000000	TC PLAN CHECK MAR25	($64.50)
		04/18/2025	30571	84051517P	TC PLAN CHECK FEB25	$4,972.50
		04/18/2025	30571	110000000	TC PLAN CHECK FEB25	($97.50)
		04/18/2025	30571	110515171	TC PLAN CHECK FEB25	$75.00
		04/18/2025	30571	84051517P	TC PLAN CHECK MAR25	$3,289.50
		RBI TRAFFIC, INC			**Total Check Amount:**	**$8,175.00**
197865	SAFEGUARD ENVIROGROUP, INC.	04/18/2025	23241	490515151	AIR SAMPLE TEST @ FS4	$845.00
		04/18/2025	23241	490515151	AIR SAMPLE TEST @ FS2	$1,145.00
		04/18/2025	23241	490515151	AIR SAMPLE TEST @ FS1	$845.00
		04/18/2025	23241	490515151	AIR SAMPLE TEST @ FS3	$945.00
		SAFEGUARD ENVIROGROUP, INC.			**Total Check Amount:**	**$3,780.00**
197866	ERNESTO SEGISMUNDO	04/18/2025	33454	420	WATER ACCT REFUND	$76.46
		ERNESTO SEGISMUNDO			**Total Check Amount:**	**$76.46**
197867	MARIE SHUBIN	04/18/2025	33455	420	WATER ACCT REFUND	$59.31
		MARIE SHUBIN			**Total Check Amount:**	**$59.31**
197868	AIMEE SILVA	04/18/2025	33444	420	WATER ACCT REFUND	$85.71
		AIMEE SILVA			**Total Check Amount:**	**$85.71**
197869	SOCAL ROOFING SOLUTIONS	04/18/2025	33466	840000000	BLD-2023-01633 REFUND	$451.00
		SOCAL ROOFING SOLUTIONS			**Total Check Amount:**	**$451.00**
197870	SOUTHSTAR ENGINEERING & CONSULTING	04/18/2025	32467	110515171	ENGG INSP DEC24	$900.00
		04/18/2025	32467	110515171	ENGG INSP NOV24	$900.00
		04/18/2025	32467	84051517I	ENGG INSP FEB25	$22,350.00
		04/18/2025	32467	84051517I	ENGG INSP NOV24	$22,800.00
		04/18/2025	32467	84051517I	ENGG INSP DEC24	$20,550.00
		SOUTHSTAR ENGINEERING & CONSULTING			**Total Check Amount:**	**$67,500.00**

City Disbursement Register

Between Apr 14, 2025 12:00 AM and Apr 18, 2025 11:59 PM

Check #	Vendor Name	Check Date	Vendor #	Budget Unit	Description	Amount
197871	STATE COMPENSATION INSURANCE FUND	04/18/2025	23177	950000000	ILJAOC WC MAR24-MAR25	$175.02
		04/18/2025	23177	950000000	ILJAOC WC MAR25-MAR26	$727.51
			STATE COMPENSATION INSURANCE FUND		**Total Check Amount:**	**$902.53**
197872	SUNRISE MULTISPECIALIST MEDICAL CTR	04/18/2025	32943	110141481	PHYSICAL EXAM 4/1/25	$655.00
			SUNRISE MULTISPECIALIST MEDICAL CTR		**Total Check Amount:**	**$655.00**
197873	TEC EQUIPMENT	04/18/2025	32466	480515161	TURBO REPAIR	$6,870.83
			TEC EQUIPMENT		**Total Check Amount:**	**$6,870.83**
197874	MICHAEL THEIS	04/18/2025	33462	420	WATER ACCT REFUND	$81.59
			MICHAEL THEIS		**Total Check Amount:**	**$81.59**
197875	TREND TRANSPORT	04/18/2025	33460	420	WATER ACCT REFUND	$150.00
			TREND TRANSPORT		**Total Check Amount:**	**$150.00**
197876	UNIFIRST CORPORATION	04/18/2025	27988	110515121	UNIFORM SVCS APR 2025	$17.13
		04/18/2025	27988	110515144	UNIFORM SVCS APR 2025	$26.70
		04/18/2025	27988	420515131	UNIFORM SVCS APR 2025	$42.79
		04/18/2025	27988	490515151	UNIFORM SVCS APR 2025	$72.87
		04/18/2025	27988	110515141	UNIFORM SVCS APR 2025	$25.00
		04/18/2025	27988	110515148	UNIFORM SVCS APR 2025	$1.80
		04/18/2025	27988	480515161	UNIFORM SVCS APR 2025	$34.02
		04/18/2025	27988	110515125	UNIFORM SVCS APR 2025	$4.93
		04/18/2025	27988	110515143	UNIFORM SVCS APR 2025	$7.41
		04/18/2025	27988	440515126	UNIFORM SVCS APR 2025	$41.16
		04/18/2025	27988	360515145	UNIFORM SVCS APR 2025	$5.52
		04/18/2025	27988	361515148	UNIFORM SVCS APR 2025	$1.80
		04/18/2025	27988	430515123	UNIFORM SVCS APR 2025	$41.39
			UNIFIRST CORPORATION		**Total Check Amount:**	**$322.52**
197877	KIM VAUGHAN	04/18/2025	33467	110	REFUND DEPOSIT	$500.00
			KIM VAUGHAN		**Total Check Amount:**	**$500.00**
197878	VOHNE LICHE KENNELS, INC	04/18/2025	33035	110212131	MAINT TRAINING MAR25	$500.00
			VOHNE LICHE KENNELS, INC		**Total Check Amount:**	**$500.00**
					Check Subtotal	**$360,311.39**
V58925	ABBA TERMITE & PEST CONTROL	04/18/2025	15614	110515141	TREAT/SEAL BEES	$245.00
			ABBA TERMITE & PEST CONTROL		**Total Check Amount:**	**$245.00**
V58926	LARRY ALANIS	04/18/2025	32661	110404424	UMPIRE FEES 4/7/25	$111.00
			LARRY ALANIS		**Total Check Amount:**	**$111.00**
V58927	ALL CITY MANAGEMENT SERVICES INC	04/18/2025	6604	110212132	CRSNG GRDS 3/16-3/29	$3,431.25
			ALL CITY MANAGEMENT SERVICES INC		**Total Check Amount:**	**$3,431.25**
V58928	ALL TRAFFIC SOLUTIONS	04/18/2025	27984	110212132	24/25 TRAFFIC SUITE	$3,000.00

City Disbursement Register

Between Apr 14, 2025 12:00 AM and Apr 18, 2025 11:59 PM

Check #	Vendor Name	Check Date	Vendor #	Budget Unit	Description	Amount
			ALL TRAFFIC SOLUTIONS		**Total Check Amount:**	**$3,000.00**
V58929	ALTERNATIVE HOSE, INC.	04/18/2025	18488	480515161	HOSE ASSEMBLY	$70.24
			ALTERNATIVE HOSE, INC.		**Total Check Amount:**	**$70.24**
V58930	ARC IMAGING RESOURCES	04/18/2025	23273	110141441	PLOTTER PAPER	$642.74
			ARC IMAGING RESOURCES		**Total Check Amount:**	**$642.74**
V58931	ASBURY ENVIRONMENTAL SERVICES	04/18/2025	9144	480515161	OIL DISPOSAL	$137.00
			ASBURY ENVIRONMENTAL SERVICES		**Total Check Amount:**	**$137.00**
V58932	B & M LAWN AND GARDEN CENTER	04/18/2025	4699	110222221	CHAINSAW PARTS	$91.48
			B & M LAWN AND GARDEN CENTER		**Total Check Amount:**	**$91.48**
V58933	BEST LAWN MOWER SERVICE	04/18/2025	16230	480515161	CARBURETOR	$83.34
		04/18/2025	16230	480515161	TRIMMER HEADS	$222.90
			BEST LAWN MOWER SERVICE		**Total Check Amount:**	**$306.24**
V58934	BREA DISPOSAL, INC	04/18/2025	3330	440515122	FEB 2025 RES TONNAGE	$69,776.61
			BREA DISPOSAL, INC		**Total Check Amount:**	**$69,776.61**
V58935	BUCKNAM INFRASTRUCTURE GROUP, INC	04/18/2025	23775	260515121	BIENNIAL PMP UPDATE	$23,331.43
			BUCKNAM INFRASTRUCTURE GROUP, INC		**Total Check Amount:**	**$23,331.43**
V58936	CALIFORNIA FORENSIC PHLEBOTOMY INC.	04/18/2025	4488	110212131	PHLEB SVCS MAR 2025	$1,674.00
			CALIFORNIA FORENSIC PHLEBOTOMY INC.		**Total Check Amount:**	**$1,674.00**
V58937	CANNINGS ACE HARDWARE	04/18/2025	15828	480515161	BOLTS	$9.13
		04/18/2025	15828	480515161	PIPE ADAPTERS	$16.23
			CANNINGS ACE HARDWARE		**Total Check Amount:**	**$25.36**
V58938	CHANDLER ASSET MANAGEMENT, INC.	04/18/2025	4375	875141424	INV MGMT SVCS MAR25	$45.56
		04/18/2025	4375	930141424	INV MGMT SVCS MAR25	$6,383.33
		04/18/2025	4375	902009100	INV MGMT SVCS MAR25	$206.32
			CHANDLER ASSET MANAGEMENT, INC.		**Total Check Amount:**	**$6,635.21**
V58939	CORELOGIC	04/18/2025	25542	280323215	REAL EST LSTING MAR25	$185.00
			CORELOGIC		**Total Check Amount:**	**$185.00**
V58940	CSG CONSULTANTS	04/18/2025	25540	110000000	INSP SVCS DEC/JAN25	($2,915.00)
		04/18/2025	25540	110000000	INSP SVCS FEB25	($4,472.50)
		04/18/2025	25540	110000000	PLAN CHECK SVCS FEB25	($571.00)
		04/18/2025	25540	84032324I	INHS BLDG SVCSDEC/JAN	$12,220.00
		04/18/2025	25540	110000000	INHSE BLDG SVCS DEC24	($4,280.00)
		04/18/2025	25540	110000000	PLAM CHECK SVCS FEB25	$136.00
		04/18/2025	25540	110323242	INSP SVCS FEB25	$130.00
		04/18/2025	25540	84032324P	PLAN CHECK SVCS FEB25	$10,411.00
		04/18/2025	25540	110000000	INHS BLDG SVCSDEC/JAN	($3,132.50)
		04/18/2025	25540	110323242	INHS BLDG SVCSDEC/JAN	$32.50

City Disbursement Register

Between Apr 14, 2025 12:00 AM and Apr 18, 2025 11:59 PM

Check #	Vendor Name	Check Date	Vendor #	Budget Unit	Description	Amount
V58940	CSG CONSULTANTS	04/18/2025	25540	110323242	INHSE BLDG SVCS DEC24	$195.00
		04/18/2025	25540	84032324I	INHSE BLDG SVCS DEC24	$18,525.00
		04/18/2025	25540	84032324I	INSP SVCS DEC/JAN25	$10,725.00
		04/18/2025	25540	84032324I	INSP SVCS FEB25	$20,897.50
		04/18/2025	25540	84032324P	PLAM CHECK SVCS FEB25	$464.00
			CSG CONSULTANTS		**Total Check Amount:**	**$58,365.00**
V58941	DANIELS TIRE SERVICE	04/18/2025	3133	480515161	CREDIT	($55.00)
		04/18/2025	3133	480515161	TIRES	$8,787.38
			DANIELS TIRE SERVICE		**Total Check Amount:**	**$8,732.38**
V58942	EQUIPMENT DIRECT INC	04/18/2025	4522	420515131	SAFETY GEAR	$406.89
			EQUIPMENT DIRECT INC		**Total Check Amount:**	**$406.89**
V58943	EXPENSE REDUCTION ANALYSTS, INC	04/18/2025	33264	110515111	MARCH 2025 REPORT	$1,330.00
		04/18/2025	33264	420515171	MARCH 2025 REPORT	$600.00
		04/18/2025	33264	430515123	MARCH 2025 REPORT	$312.00
		04/18/2025	33264	110515141	MARCH 2025 REPORT	$150.00
		04/18/2025	33264	110515144	MARCH 2025 REPORT	$624.00
		04/18/2025	33264	420515131	MARCH 2025 REPORT	$2,600.00
		04/18/2025	33264	430515171	MARCH 2025 REPORT	$624.00
			EXPENSE REDUCTION ANALYSTS, INC		**Total Check Amount:**	**$6,240.00**
V58944	ALYSSA RAE FELIPE	04/18/2025	32809	110404215	PERSONAL TRAINER	$51.60
			ALYSSA RAE FELIPE		**Total Check Amount:**	**$51.60**
V58945	FLAGSHIP DESIGN GROUP, INC.	04/18/2025	32818	110404211	ADULT SPORT SHIRTS	$3,655.42
			FLAGSHIP DESIGN GROUP, INC.		**Total Check Amount:**	**$3,655.42**
V58946	FUSCOE ENGINEERING, INC.	04/18/2025	18052	840141412	WQMP PLAN CHECK FEB25	$2,110.00
			FUSCOE ENGINEERING, INC.		**Total Check Amount:**	**$2,110.00**
V58947	STACY GARCIA	04/18/2025	31680	110212122	MILEAGE MARCH 2025	$17.22
			STACY GARCIA		**Total Check Amount:**	**$17.22**
V58948	GABRIEL HANNAH	04/18/2025	17533	110404424	UMPIRE FEES 4/7/25	$111.00
			GABRIEL HANNAH		**Total Check Amount:**	**$111.00**
V58949	CHRISTOPHER M HARVEY	04/18/2025	10364	110212111	CRIT CONSIDRTN-POLICE	$86.00
			CHRISTOPHER M HARVEY		**Total Check Amount:**	**$86.00**
V58950	HCI SYSTEMS INC	04/18/2025	25112	110515125	SPRINKLER INSP PS2	$1,005.00
		04/18/2025	25112	490515151	FIRE ALARM INSP CCC	$3,385.00
		04/18/2025	25112	490515151	SPRINKLER INSP BCC	$847.00
		04/18/2025	25112	490515151	SPRINKLER INSP MAINT	$800.00
		04/18/2025	25112	490515151	FIRE ALARM INSP FS3	$575.00
		04/18/2025	25112	490515151	KITCHEN HOOD INSP BCC	$847.00
		04/18/2025	25112	490515151	SPRINKLER INSP SR CTR	$925.00

City Disbursement Register

Between Apr 14, 2025 12:00 AM and Apr 18, 2025 11:59 PM

Check #	Vendor Name	Check Date	Vendor #	Budget Unit	Description	Amount
V58950	HCI SYSTEMS INC	04/18/2025	25112	110515125	FIRE ALARM INSP PS2	$1,000.00
		04/18/2025	25112	490515151	FIRE ALARM INSP BCC	$3,567.00
		04/18/2025	25112	490515151	SPRINKLER INSP CCC	$847.00
		04/18/2025	25112	490515151	SPRINKLER INSP FS3	$575.00
		04/18/2025	25112	490515151	SPRINKLER INSP FS4	$850.00
			HCI SYSTEMS INC		**Total Check Amount:**	**$15,223.00**
V58951	HOLLY ELECTRIC INC.	04/18/2025	27530	343515112	REPAIR LIGHT	$320.81
			HOLLY ELECTRIC INC.		**Total Check Amount:**	**$320.81**
V58952	INLAND ROUNDBALL OFFICIALS INC.	04/18/2025	31906	110404424	REFEREE FEES 4/3-4/8	$570.00
			INLAND ROUNDBALL OFFICIALS INC.		**Total Check Amount:**	**$570.00**
V58953	INTERWEST CONSULTING GROUP, INC.	04/18/2025	28473	510707631	CIP MGMT SVCS MAR25	$3,190.00
		04/18/2025	28473	510707251	CIP MGMT SVCS FEB25	$6,700.00
		04/18/2025	28473	510707251	CIP MGMT SVCS MAR25	$6,550.00
		04/18/2025	28473	510707329	CIP MGMT SVCS MAR25	$10,040.00
		04/18/2025	28473	510707978	CIP MGMT SVCS FEB25	$200.00
		04/18/2025	28473	84051517P	PLAN CHECK SVCS MAR25	$459.00
		04/18/2025	28473	510707329	CIP MGMT SVCS FEB25	$16,830.00
		04/18/2025	28473	84051517P	PLAN CHECK SVCS FEB25	$3,825.00
		04/18/2025	28473	510707251	CIP MGMT SVCS JAN25	$2,000.00
		04/18/2025	28473	510707251	CPSI FEB25	$150.00
		04/18/2025	28473	510707476	CIP MGMT SVCS FEB25	$1,110.00
		04/18/2025	28473	510707476	CIP MGMT SVCS MAR25	$1,045.00
		04/18/2025	28473	510707631	CIP MGMT SVCS FEB25	$660.00
			INTERWEST CONSULTING GROUP, INC.		**Total Check Amount:**	**$52,759.00**
V58954	JACKSON'S AUTO SUPPLY/NAPA	04/18/2025	32626	480515161	AUTO SUPPLIES MAR25	$5,717.83
			JACKSON'S AUTO SUPPLY/NAPA		**Total Check Amount:**	**$5,717.83**
V58955	KELLY SPICERS STORES	04/18/2025	31267	110141441	PAPER	$115.04
			KELLY SPICERS STORES		**Total Check Amount:**	**$115.04**
V58956	JASON ANTHONY KILLEBREW	04/18/2025	31716	110323231	TRAINING REIMB	$68.39
		04/18/2025	31716	110111143	TRAINING REIMB	$172.64
			JASON ANTHONY KILLEBREW		**Total Check Amount:**	**$241.03**
V58957	KIMLEY-HORN AND ASSOCIATES, INC.	04/18/2025	26302	510707306	57/IMP SB ORPID JAN25	$2,307.50
		04/18/2025	26302	510707306	57/IMP PSR-PSD FEB25	$14,092.27
		04/18/2025	26302	510707306	57/IMP PSR-PSD JAN25	$46,609.85
		04/18/2025	26302	510707306	57/IMP SB ORPID FEB25	$5,920.00
			KIMLEY-HORN AND ASSOCIATES, INC.		**Total Check Amount:**	**$68,929.62**
V58958	KREUZER CONSULTING GROUP	04/18/2025	22072	510707251	PROF ENGG SVCS JAN25	$4,381.00
			KREUZER CONSULTING GROUP		**Total Check Amount:**	**$4,381.00**

City Disbursement Register

Between Apr 14, 2025 12:00 AM and Apr 18, 2025 11:59 PM

Check #	Vendor Name	Check Date	Vendor #	Budget Unit	Description	Amount
V58959	KWIK KLEEN	04/18/2025	23771	480515161	PARTS WASHER SVC 3/27	$197.00
			KWIK KLEEN		**Total Check Amount:**	**$197.00**
V58960	L.N. CURTIS & SONS	04/18/2025	1053	110222221	UNIFORMS	$8,762.55
		04/18/2025	1053	174222225	UNIFORMS	$199.61
			L.N. CURTIS & SONS		**Total Check Amount:**	**$8,962.16**
V58961	LEHR	04/18/2025	26035	480515161	CAGE INSTALL-993	$2,660.00
		04/18/2025	26035	480515161	VEHICLE STRIP-991	$840.00
			LEHR		**Total Check Amount:**	**$3,500.00**
V58962	LHO SAN DIEGO ONE LESSEE, INC	04/18/2025	33227	110212111	FINAL DEP-SPRING EVNT	$2,626.72
			LHO SAN DIEGO ONE LESSEE, INC		**Total Check Amount:**	**$2,626.72**
V58963	LIBERTY PAINTING & RESTORATION, INC	04/18/2025	25899	343515112	LIGHT POLE REPAIR	$320.00
			LIBERTY PAINTING & RESTORATION, INC		**Total Check Amount:**	**$320.00**
V58964	LIEBERT CASSIDY WHITMORE	04/18/2025	2489	110141481	PROF SVCS 00001 OCT24	$450.00
			LIEBERT CASSIDY WHITMORE		**Total Check Amount:**	**$450.00**
V58965	LIFE-ASSIST, INC.	04/18/2025	10530	174222222	PM SUPPLIES FS1	$8.92
			LIFE-ASSIST, INC.		**Total Check Amount:**	**$8.92**
V58966	MARY E LOGUE	04/18/2025	16039	110212121	TRAINING MILEAGE	$145.60
			MARY E LOGUE		**Total Check Amount:**	**$145.60**
V58967	LOS ANGELES TRUCK CENTERS, LLC	04/18/2025	7300	480515161	RADIATOR REPAIR	$3,603.25
			LOS ANGELES TRUCK CENTERS, LLC		**Total Check Amount:**	**$3,603.25**
V58968	TINA M MEYER	04/18/2025	12786	110212133	TRAINING MILEAGE	$57.26
			TINA M MEYER		**Total Check Amount:**	**$57.26**
V58969	PRINT & FINISHING SOLUTIONS	04/18/2025	21135	110141441	CREDIT	($315.00)
		04/18/2025	21135	110141441	PAPER CUTTER MNT	$975.00
			PRINT & FINISHING SOLUTIONS		**Total Check Amount:**	**$660.00**
V58970	PTS COMMUNICATIONS, INC.	04/18/2025	31947	475141471	7147920398 APR 2025	$75.00
			PTS COMMUNICATIONS, INC.		**Total Check Amount:**	**$75.00**
V58971	QUARTECH CORRECTIONS LLC	04/18/2025	29933	950000000	ILJAOC OCJUVPET MAR25	$4,125.00
		04/18/2025	29933	950000000	ILJAOC IP SUPP MAR25	$10,000.00
		04/18/2025	29933	951000000	ILJAOC PCDEC MAR25	$6,412.50
			QUARTECH CORRECTIONS LLC		**Total Check Amount:**	**$20,537.50**
V58972	SIGNARAMA OF ANAHEIM	04/18/2025	12440	110515141	CITY HLL-SIGN LETTERS	$316.88
			SIGNARAMA OF ANAHEIM		**Total Check Amount:**	**$316.88**
V58973	SITEONE LANDSCAPE SUPPLY, LLC	04/18/2025	25942	110515141	IRRIGATION SUPPLIES	$188.56
			SITEONE LANDSCAPE SUPPLY, LLC		**Total Check Amount:**	**$188.56**
V58974	SPECTRUM GAS PRODUCTS, INC.	04/18/2025	16060	174222222	OXYGEN	$189.00
		04/18/2025	16060	110222221	HYDROTEST	$33.00
		04/18/2025	16060	174222225	OXYGEN TANK RENTAL	$57.00

City Disbursement Register

Between Apr 14, 2025 12:00 AM and Apr 18, 2025 11:59 PM

Check #	Vendor Name	Check Date	Vendor #	Budget Unit	Description	Amount
		SPECTRUM GAS PRODUCTS, INC.			**Total Check Amount:**	**$279.00**
V58975	STAR AUTO SERVICE	04/18/2025	20886	480515161	WHEEL ALIGNMENT	$90.00
		STAR AUTO SERVICE			**Total Check Amount:**	**$90.00**
V58976	STERICYCLE, INC.	04/18/2025	11925	110111161	DOC SHRED FEB/MAR25	$10.66
		04/18/2025	11925	470141483	DOC SHRED FEB/MAR25	$10.66
		04/18/2025	11925	110212122	DOC SHRED FEB/MAR25	$199.39
		STERICYCLE, INC.			**Total Check Amount:**	**$220.71**
V58977	STEVE A. FILARSKY, ATTORNEY-AT-LAW	04/18/2025	31186	110141481	PROF LEGAL SVCS MAR25	$6,212.50
		STEVE A. FILARSKY, ATTORNEY-AT-LAW			**Total Check Amount:**	**$6,212.50**
V58978	SUPERIOR ALARM SYSTEMS	04/18/2025	11074	110404211	BCC ALARM PROGRAMMING	$49.00
		04/18/2025	11074	110404211	ALARM MONITORING BCC	$210.00
		SUPERIOR ALARM SYSTEMS			**Total Check Amount:**	**$259.00**
V58979	TERRY'S TESTING, INC.	04/18/2025	9217	110515143	BACKFLOW RE-TESTING	$440.00
		TERRY'S TESTING, INC.			**Total Check Amount:**	**$440.00**
V58980	THOMSON REUTERS - WEST	04/18/2025	22020	110212121	CLR LAW ENF+ENT MAR25	$590.88
		THOMSON REUTERS - WEST			**Total Check Amount:**	**$590.88**
V58981	TURBO DATA SYSTEMS, INC.	04/18/2025	1472	110212122	HH TPM LEASE MAR25	$312.48
		TURBO DATA SYSTEMS, INC.			**Total Check Amount:**	**$312.48**
V58982	UKG KRONOS SYSTEMS LLC	04/18/2025	22688	475141471	TELESTAFF MIGRATION	$752.67
		UKG KRONOS SYSTEMS LLC			**Total Check Amount:**	**$752.67**
V58983	URBAN HABITAT	04/18/2025	32833	510707978	AROV MOD PP#10 FEB25	$652,766.91
		URBAN HABITAT			**Total Check Amount:**	**$652,766.91**
V58984	US BANK XX0338 CITY MGR	04/18/2025	24704	902009100	MGMT SVS CAL CARDS	$110.93
		04/18/2025	24704	110111111	MGMT SVS CAL CARDS	$6,319.99
		04/18/2025	24704	110111143	MGMT SVS CAL CARDS	$247.16
		US BANK XX0338 CITY MGR			**Total Check Amount:**	**$6,678.08**
V58985	US BANK XX0312 HR	04/18/2025	24776	110	CALCARD-HR 032425	$40.59
		04/18/2025	24776	110141481	CALCARD-HR 032425	$670.27
		04/18/2025	24776	470141483	CALCARD-HR 032425	$195.82
		US BANK XX0312 HR			**Total Check Amount:**	**$906.68**
V58988	US BANK XX0593 COMM SVC	04/18/2025	24777	110404211	CALCARD-AC-032425	$55.29
		04/18/2025	24777	110404217	CALCARD-JS-032425	$973.70
		04/18/2025	24777	110404311	CALCARD COMMSVC S.TAX	$51.43
		04/18/2025	24777	110404311	CALCARD-NA-032425	$1,000.23
		04/18/2025	24777	110404421	CALCARD-EF-032425	$180.00
		04/18/2025	24777	110404421	CALCARD-KS-032425	$123.54
		04/18/2025	24777	110404421	CALCARD-SS-032425	$70.43

City Disbursement Register

Between Apr 14, 2025 12:00 AM and Apr 18, 2025 11:59 PM

Check #	Vendor Name	Check Date	Vendor #	Budget Unit	Description	Amount
V58988	US BANK XX0593 COMM SVC	04/18/2025	24777	110404425	CALCARD-AU-032425	$38.89
		04/18/2025	24777	110404521	CALCARD-AM-032425	$3,558.10
		04/18/2025	24777	110404542	CALCARD COMMSVC S.TAX	$27.13
		04/18/2025	24777	181404250	CALCARD-HE-032425	$102.34
		04/18/2025	24777	110323231	CALCARD-CH-032425	$136.46
		04/18/2025	24777	110404211	CALCARD-MM-032425	$391.98
		04/18/2025	24777	110404211	CALCARD-NA-032425	$201.13
		04/18/2025	24777	110404215	CALCARD-DA-032425	$2,164.54
		04/18/2025	24777	110404311	CALCARD-CH-032425	$706.37
		04/18/2025	24777	110404311	CALCARD-SM-032425	$2,066.74
		04/18/2025	24777	110404425	CALCARD-SS-032425	$862.89
		04/18/2025	24777	110404521	CALCARD CREDIT-AM	($60.00)
		04/18/2025	24777	110404521	CALCARD-NG-032425	$156.00
		04/18/2025	24777	110404542	CALCARD-HH-032425	$274.95
		04/18/2025	24777	233404523	CALCARD-VU-032425	$1,117.72
		04/18/2025	24777	110	CALCARD COMMSVC S.TAX	($92.51)
		04/18/2025	24777	110	CALCARDS-032425-SM	$11.00
		04/18/2025	24777	110404224	CALCARD-SS-032425	$232.44
		04/18/2025	24777	110404311	CALCARD-BH-032425	$32.97
		04/18/2025	24777	110404311	CALCARD-HE-032425	$63.49
		04/18/2025	24777	110404311	CALCARD-LN-032425	$637.93
		04/18/2025	24777	110404421	CALCARD COMMSVC S.TAX	$13.95
		04/18/2025	24777	110404421	CALCARD-AR-032425	$469.48
		04/18/2025	24777	110404421	CALCARD-JS-032425	$62.25
		04/18/2025	24777	110404521	CALCARD-FL-032425	$931.97
		04/18/2025	24777	110404542	CALCARD-EF-032425	$885.90
		04/18/2025	24777	110404542	CALCARD-KK-032425	$773.18
		04/18/2025	24777	110404211	CALCARD-HE-032425	$48.15
		04/18/2025	24777	110404211	CALCARD-LN-032425	$22.22
		04/18/2025	24777	110404215	CALCARD-AC-032425	$182.90
		04/18/2025	24777	110404215	CALCARD-AU-032425	$199.00
		04/18/2025	24777	110404424	CALCARD-BH-032425	$34.47
		04/18/2025	24777	110404424	CALCARD-TV-032425	$54.87
		04/18/2025	24777	110404426	CALCARD-BH-032425	$64.44
		04/18/2025	24777	110404429	CALCARD-JS-032425	$541.66
		04/18/2025	24777	110404429	CALCARD-MM-032425	$716.28
		04/18/2025	24777	110404521	CALCARD-RM-032425	$252.64

City Disbursement Register

Between Apr 14, 2025 12:00 AM and Apr 18, 2025 11:59 PM

Check #	Vendor Name	Check Date	Vendor #	Budget Unit	Description	Amount
V58988	US BANK XX0593 COMM SVC	04/18/2025	24777	110404521	CALCARD-TT-032425	$4,470.04
		04/18/2025	24777	110404541	CALCARD-KF-032425	$65.97
		04/18/2025	24777	110404541	CALCARD-NA-032425	$1,063.13
		04/18/2025	24777	110404542	CALCARD-KH-032425	$5.37
		US BANK XX0593 COMM SVC			**Total Check Amount:**	**$25,943.05**
V58989	US BANK XX0502 COMM & MKTG	04/18/2025	24778	110111152	CALCARDS-0325DF	$22.99
		04/18/2025	24778	110111111	CALCARDS-0325LP	$509.63
		04/18/2025	24778	110111143	CALCARDS-0325LP	$1,969.42
		04/18/2025	24778	110111151	CALCARDS-0325AM	$73.68
		04/18/2025	24778	110111151	CALCARDS-0325LP	$14.00
		04/18/2025	24778	110111152	CALCARDS-0325AC	$250.00
		04/18/2025	24778	110111152	CALCARDS-0325AM	$250.00
		US BANK XX0502 COMM & MKTG			**Total Check Amount:**	**$3,089.72**
V58990	US BANK XX0353 COMM DEV	04/18/2025	24779	110111143	CALCARD CD/PL/BS 3/25	$2,922.86
		04/18/2025	24779	110	CALCARD CD/PL/BS 3/25	$105.26
		04/18/2025	24779	110111111	CALCARD CD/PL/BS 3/25	$391.62
		04/18/2025	24779	110212111	CALCARD CD/PL/BS 3/25	$52.99
		04/18/2025	24779	110323231	CALCARD CD/PL/BS 3/25	$126.46
		04/18/2025	24779	110323212	CALCARD CD/PL/BS 3/25	$832.83
		04/18/2025	24779	110323241	CALCARD CD/PL/BS 3/25	$1,495.00
		US BANK XX0353 COMM DEV			**Total Check Amount:**	**$5,927.02**
V58991	US BANK XX0270 ADMIN SVCS	04/18/2025	24781	110111161	CITY CLERK	$2,516.15
		04/18/2025	24781	110111143	CALCARDS-ADMIN 032425	$39.27
		04/18/2025	24781	110111143	CITY CLERK	$8.28
		04/18/2025	24781	490515151	CALCARDS-ADMIN 032425	$309.54
		04/18/2025	24781	110	CALCARDS-ADMIN 032425	$19.53
		04/18/2025	24781	960000000	CALCARDS-ADMIN 032425	$450.00
		04/18/2025	24781	110141431	CALCARDS-ADMIN 032425	$44.87
		04/18/2025	24781	110141441	CALCARDS-ADMIN 032425	$844.45
		US BANK XX0270 ADMIN SVCS			**Total Check Amount:**	**$4,232.09**
V58993	US BANK XX0650 FIRE	04/18/2025	24782	110222213	CALCARDS-FIRE 032425	$1,092.53
		04/18/2025	24782	110222221	CALCARDS-S.TAX 032425	$17.83
		04/18/2025	24782	110	CALCARDS-FIRE S.TAX	($46.27)
		04/18/2025	24782	110222211	CALCARDS-S.TAX 032425	$25.96
		04/18/2025	24782	110222223	CALCARDS-FIRE 032425	$1,582.64
		04/18/2025	24782	110222211	CALCARDS-FIRE 032425	$978.26
		04/18/2025	24782	110222221	CALCARDS-FIRE 032425	$1,389.75

City Disbursement Register

Between Apr 14, 2025 12:00 AM and Apr 18, 2025 11:59 PM

Check #	Vendor Name	Check Date	Vendor #	Budget Unit	Description	Amount
V58993	US BANK XX0650 FIRE	04/18/2025	24782	110	CALCARDS-S.TAX 032425	($43.79)
		04/18/2025	24782	110222231	CALCARDS-FIRE 032425	$2,338.67
		04/18/2025	24782	110222231	CALCARDS-FIRE S.TAX	$46.27
		04/18/2025	24782	174222222	CALCARDS-FIRE 032425	$744.00
		04/18/2025	24782	480515161	CALCARDS-FIRE 032425	$98.51
			US BANK XX0650 FIRE		**Total Check Amount:**	**$8,224.36**
V58994	US BANK XX0346 IT	04/18/2025	24783	110515125	CALCARDS-IT 032425	$202.34
		04/18/2025	24783	110222223	CALCARDS-IT 032425	$29.98
		04/18/2025	24783	280323215	CALCARDS-IT 032425	$25.00
		04/18/2025	24783	460141474	CALCARDS-IT 032425	$2,350.13
		04/18/2025	24783	475141471	CALCARDS-IT 032425	$2,426.62
		04/18/2025	24783	110	CALCARDS-IT 032425	$257.74
			US BANK XX0346 IT		**Total Check Amount:**	**$5,291.81**
V58997	US BANK XX0221 PW	04/18/2025	24784	110222221	CALCARDS-PW 032425	$115.15
		04/18/2025	24784	344	CALCARDS PW S.TAX	($93.00)
		04/18/2025	24784	430515123	CALCARDS-PW 032425	$72.04
		04/18/2025	24784	110	CALCARDS PW S.TAX	($5.26)
		04/18/2025	24784	110	CALCARDS-PW 032425	$55.00
		04/18/2025	24784	110212121	CALCARDS-PW 032425	$63.72
		04/18/2025	24784	110515125	CALCARDS-PW 032425	$876.12
		04/18/2025	24784	110515143	CALCARDS-PW 032425	$165.22
		04/18/2025	24784	344515112	CALCARDS PW S.TAX	$93.00
		04/18/2025	24784	344515112	CALCARDS-PW 032425	$1,199.94
		04/18/2025	24784	420515131	CALCARDS-PW 032425	$7,957.36
		04/18/2025	24784	490515151	CALCARDS-PW 032425	$2,356.35
		04/18/2025	24784	410515124	CALCARDS-PW 032425	$22.22
		04/18/2025	24784	480515161	CALCARDS-PW 032425	$5,711.77
		04/18/2025	24784	110515121	CALCARDS PW S.TAX	$5.26
		04/18/2025	24784	110515121	CALCARDS-PW 032425	$559.88
		04/18/2025	24784	110515141	CALCARDS-PW 032425	$510.92
		04/18/2025	24784	110515144	CALCARDS-PW 032425	$47.29
		04/18/2025	24784	360515145	CALCARDS-PW 032425	$987.48
		04/18/2025	24784	410515132	CALCARDS-PW 032425	$15.14
			US BANK XX0221 PW		**Total Check Amount:**	**$20,715.60**
V58999	US BANK XX0544 POLICE	04/18/2025	24785	110212122	CALCARDS-032425-POL	$149.14
		04/18/2025	24785	110212133	CALCARDS-032425-POL	$2,476.97
		04/18/2025	24785	234212143	CALCARDS-032425-POL	$4,273.16

City Disbursement Register

Between Apr 14, 2025 12:00 AM and Apr 18, 2025 11:59 PM

Check #	Vendor Name	Check Date	Vendor #	Budget Unit	Description	Amount
V58999	US BANK XX0544 POLICE	04/18/2025	24785	480515161	CALCARDS-032425-POL	$702.10
		04/18/2025	24785	110111143	CALCARDS-032425-POL	$37.40
		04/18/2025	24785	110141481	CALCARDS-032425-POL	$7.04
		04/18/2025	24785	110212121	CALCARDS-032425-POL	$3,893.51
		04/18/2025	24785	110212131	CALCARDS-032425-POL	$806.03
		04/18/2025	24785	110212134	CALCARDS-032425-POL	$940.03
		04/18/2025	24785	172212131	CALCARDS-032425-POL	$4,818.01
		04/18/2025	24785	110	CAL CARDS-032425-POL	$898.00
		04/18/2025	24785	110111111	CALCARDS-032425-POL	$37.40
		04/18/2025	24785	110212111	CALCARDS-032425-POL	$10,984.31
		04/18/2025	24785	110212132	CALCARDS-032425-POL	$3,953.05
		04/18/2025	24785	110212141	CALCARDS-032425-POL	$1,083.10
		US BANK XX0544 POLICE			**Total Check Amount:**	**$35,059.25**
V59000	US BANK XX3401 PW- ADMIN	04/18/2025	24786	440	CALCARDS-PWADM 032425	$991.96
		04/18/2025	24786	410515132	CALCARDS-PWADM 032425	$324.00
		04/18/2025	24786	110515111	CALCARDS-PWADM 032425	$80.54
		US BANK XX3401 PW- ADMIN			**Total Check Amount:**	**$1,396.50**
V59001	VALLEY POWER SYSTEMS, INC.	04/18/2025	16506	480515161	BELT TENSIONER	$431.82
		VALLEY POWER SYSTEMS, INC.			**Total Check Amount:**	**$431.82**
V59002	FRANCESCA GIULIANA VIVANTI	04/18/2025	32128	440515122	MILEAGE APRIL 2025	$30.80
		FRANCESCA GIULIANA VIVANTI			**Total Check Amount:**	**$30.80**
V59003	WAXIE SANITARY SUPPLY	04/18/2025	3332	490515151	JANITORIAL SUPPLIES	$5,090.19
		WAXIE SANITARY SUPPLY			**Total Check Amount:**	**$5,090.19**
V59004	WEST COAST ARBORISTS, INC.	04/18/2025	1556	110515142	TREE MNT 3/16-3/31	$2,932.16
		04/18/2025	1556	410515124	TREE & STUMP REMOVAL	$17,911.25
		04/18/2025	1556	110515142	TREE MNT MD7 316-331	$441.30
		WEST COAST ARBORISTS, INC.			**Total Check Amount:**	**$21,284.71**
V59005	WEST COAST SAND & GRAVEL, INC.	04/18/2025	11519	420515131	CRUSH AGGREGATE BASE	$836.08
		WEST COAST SAND & GRAVEL, INC.			**Total Check Amount:**	**$836.08**
V59006	WILLDAN ENGINEERING	04/18/2025	12445	510707476	INSP SVCS THRU 1/31	$5,848.00
		04/18/2025	12445	84051517I	INSP SVCS THRU 2/28	$17,700.00
		04/18/2025	12445	510707476	CM/INSP SVCS THR 2/28	$555.75
		04/18/2025	12445	510707483	PROF SVCS FEB25	$2,731.80
		04/18/2025	12445	110000000	INSP SVCS THRU 2/28	($1,652.00)
		04/18/2025	12445	110515171	INSP SVCS THRU 2/28	$408.00
		04/18/2025	12445	510707251	INSP SVCS THRU 2/28	$5,440.00
		WILLDAN ENGINEERING			**Total Check Amount:**	**$31,031.55**
V59007	WILLDAN FINANCIAL SERVICES	04/18/2025	23058	890141431	CONT DISC CFD 1997-1	$1,350.00

City Disbursement Register

Between Apr 14, 2025 12:00 AM and Apr 18, 2025 11:59 PM

Check #	Vendor Name	Check Date	Vendor #	Budget Unit	Description	Amount
V59007	WILLDAN FINANCIAL SERVICES	04/18/2025	23058	875141431	CONT DISC CFD 2008-2	$1,350.00
			WILLDAN FINANCIAL SERVICES		**Total Check Amount:**	**$2,700.00**
V59008	SARA L. WOODWARD	04/18/2025	26083	110212122	MILEAGE MARCH 2025	$86.10
			SARA L. WOODWARD		**Total Check Amount:**	**$86.10**
					Voucher Subtotal	**$1,220,223.81**
					TOTAL	**$1,580,535.20**

City Disbursement Register

Between Apr 21, 2025 12:00 AM and Apr 25, 2025 11:59 PM

Check #	Vendor Name	Check Date	Vendor #	Budget Unit	Description	Amount
197879	AGILE OCCUPATIONAL MEDICINE PC	04/25/2025	32405	110141481	HR MED SVCS APR25	$972.00
		AGILE OCCUPATIONAL MEDICINE PC			**Total Check Amount:**	**$972.00**
197880	AT&T LONG DISTANCE	04/25/2025	1737	475141471	807751441 4/3-5/2	$63.48
		AT&T LONG DISTANCE			**Total Check Amount:**	**$63.48**
197881	BREA MALL	04/25/2025	14558	110515121	RING ROAD MNT	$445.00
		BREA MALL			**Total Check Amount:**	**$445.00**
197882	COAST EMS, LLC	04/25/2025	33267	174222225	AMBULANCE SUPPLIES	$516.88
		COAST EMS, LLC			**Total Check Amount:**	**$516.88**
197883	COUNTY OF ORANGE	04/25/2025	4799	110212122	AFIS FEES	$1,441.00
		COUNTY OF ORANGE			**Total Check Amount:**	**$1,441.00**
197884	CRASH CHAMPIONS-BREA	04/25/2025	31635	480515161	DENT REPAIR	$360.00
		04/25/2025	31635	480515161	LADDER REPAIR	$1,040.93
		CRASH CHAMPIONS-BREA			**Total Check Amount:**	**$1,400.93**
197885	DELTA T HVAC, INC.	04/25/2025	28265	490515151	HVAC REPAIR	$300.00
		DELTA T HVAC, INC.			**Total Check Amount:**	**$300.00**
197886	DENNIS GRUBB & ASSOCIATES	04/25/2025	32461	84022223P	PLAN CHECK SVCS MAR25	$365.75
		04/25/2025	32461	110000000	PLAN CHECK SVCS MAR25	($22.00)
		DENNIS GRUBB & ASSOCIATES			**Total Check Amount:**	**$343.75**
197887	DEPARTMENT OF JUSTICE	04/25/2025	13406	110141481	FINGERPRNT APPS MAR25	$865.00
		DEPARTMENT OF JUSTICE			**Total Check Amount:**	**$865.00**
197888	DONNOE & ASSOCIATES, INC.	04/25/2025	14314	110141481	POLICE SERGEANT EXAM	$410.00
		DONNOE & ASSOCIATES, INC.			**Total Check Amount:**	**$410.00**
197889	SOUTHERN CALIFORNIA EDISON	04/25/2025	3343	110515144	ELECTRICITY MAR/APR25	$2,546.73
		04/25/2025	3343	360515145	ELECTRICITY MAR/APR25	$1,190.45
		04/25/2025	3343	110515143	ELECTRICITY MAR/APR25	$11.92
		04/25/2025	3343	110515121	ELECTRICITY MAR/APR25	$7,956.16
		04/25/2025	3343	110515141	ELECTRICITY MAR/APR25	$2,818.79
		04/25/2025	3343	110515148	ELECTRICITY MAR/APR25	$18.82
		SOUTHERN CALIFORNIA EDISON			**Total Check Amount:**	**$14,542.87**
197890	EMPLOYMENT DEVELOPMENT DEPT	04/25/2025	7464	110	616106806 041825 PR	$100.00
		EMPLOYMENT DEVELOPMENT DEPT			**Total Check Amount:**	**$100.00**
197891	EVERNORTH CARE SOLUTIONS, INC.	04/25/2025	32734	110141481	EAP SVCS MAY 2025	$1,180.96
		EVERNORTH CARE SOLUTIONS, INC.			**Total Check Amount:**	**$1,180.96**
197892	FT SHADEWORKS	04/25/2025	31522	490515151	CCC COMA/B SHADE INST	$5,058.76
		FT SHADEWORKS			**Total Check Amount:**	**$5,058.76**
197893	FRONTIER COMMUNICATIONS	04/25/2025	26183	475141471	PHONE CHGS 4/7-5/6	$58.76
		FRONTIER COMMUNICATIONS			**Total Check Amount:**	**$58.76**
197894	G & G TROPHY CO.	04/25/2025	1709	110404424	YTH BASKETBALL MEDALS	$741.54

City Disbursement Register

Between Apr 21, 2025 12:00 AM and Apr 25, 2025 11:59 PM

Check #	Vendor Name	Check Date	Vendor #	Budget Unit	Description	Amount
			G & G TROPHY CO.		**Total Check Amount:**	**$741.54**
197895	GAIL MATERIALS	04/25/2025	20339	110515144	INFIELD MIX SP	$139.30
			GAIL MATERIALS		**Total Check Amount:**	**$139.30**
197896	GARDEN GROVE KIA	04/25/2025	33441	480515161	2023 KIA CARNIVAL LX	$38,520.17
			GARDEN GROVE KIA		**Total Check Amount:**	**$38,520.17**
197897	THE GAS COMPANY	04/25/2025	3749	420515131	GAS MAR/APR 2025	$14.30
		04/25/2025	3749	490515151	GAS MAR/APR 2025	$5,863.74
			THE GAS COMPANY		**Total Check Amount:**	**$5,878.04**
197898	GMS ELEVATOR SERVICES, INC.	04/25/2025	29109	490515151	ELEVATOR SERVICE	$398.00
			GMS ELEVATOR SERVICES, INC.		**Total Check Amount:**	**$398.00**
197899	HOLLYDALE MOBILE ESTATES	04/25/2025	29393	270323218	SENIOR SUBSIDY MAY25	$254.00
			HOLLYDALE MOBILE ESTATES		**Total Check Amount:**	**$254.00**
197900	HYDROPRO SOLUTIONS	04/25/2025	31845	420515131	METERS	$11,975.62
			HYDROPRO SOLUTIONS		**Total Check Amount:**	**$11,975.62**
197901	IACP-INTL ASSOC OF CHIEFS OF POLICE	04/25/2025	13454	110212111	2025 MEMBERSHIP DUES	$270.00
			IACP-INTL ASSOC OF CHIEFS OF POLICE		**Total Check Amount:**	**$270.00**
197902	JOHN ROBINSON CONSULTING, INC.	04/25/2025	33301	420515131	BACKFLOW SUPPORT	$6,300.00
			JOHN ROBINSON CONSULTING, INC.		**Total Check Amount:**	**$6,300.00**
197903	LAKE PARK BREA LP	04/25/2025	5289	270323218	SENIOR SUBSIDY MAY25	$508.00
			LAKE PARK BREA LP		**Total Check Amount:**	**$508.00**
197904	WILLIAM D. MADDEN	04/25/2025	32206	110323231	PLAN COMM MTG 3/11	$50.00
		04/25/2025	32206	110323231	PLAN COMM MTG 3/25	$50.00
			WILLIAM D. MADDEN		**Total Check Amount:**	**$100.00**
197905	MOORE FLOORING, INC.	04/25/2025	29107	490515151	FLOORING REPAIR	$6,303.00
			MOORE FLOORING, INC.		**Total Check Amount:**	**$6,303.00**
197906	MUZEO MUSEUM AND CULTURAL CENTER	04/25/2025	32939	110404541	STAFF FOR INTERACTIVE	$1,100.00
			MUZEO MUSEUM AND CULTURAL CENTER		**Total Check Amount:**	**$1,100.00**
197907	NEON ONE - ARTS PEOPLE	04/25/2025	31922	110404542	TICKET FEES MAR 2025	$108.64
			NEON ONE - ARTS PEOPLE		**Total Check Amount:**	**$108.64**
197908	ORANGE VILLA SENIOR APARTMENTS	04/25/2025	29394	270323218	SENIOR SUBSIDY MAY25	$254.00
			ORANGE VILLA SENIOR APARTMENTS		**Total Check Amount:**	**$254.00**
197909	BLAKE SCOTT PEREZ	04/25/2025	32207	110323231	PLAN COMM MTG 3/25	$50.00
		04/25/2025	32207	110323231	PLAN COMM MTG 3/11	$50.00
			BLAKE SCOTT PEREZ		**Total Check Amount:**	**$100.00**
197910	PETTY CASH CUSTODIAN	04/25/2025	33468	110	PETTY CASH REIMB	$109.84
			PETTY CASH CUSTODIAN		**Total Check Amount:**	**$109.84**
197911	PRECISION WALLCOVERING & PAINTING	04/25/2025	32792	181404250	WALLCOVERING REPLCMNT	$5,520.00

City Disbursement Register

Between Apr 21, 2025 12:00 AM and Apr 25, 2025 11:59 PM

Check #	Vendor Name	Check Date	Vendor #	Budget Unit	Description	Amount
			PRECISION WALLCOVERING & PAINTING		**Total Check Amount:**	**$5,520.00**
197912	PUENTE HILLS FORD	04/25/2025	25742	480515161	DEFLECTOR	$176.46
		04/25/2025	25742	480515161	SUSPENSION REPAIR	$1,126.05
			PUENTE HILLS FORD		**Total Check Amount:**	**$1,302.51**
197913	RESTORATION ENHANCEMENT	04/25/2025	33372	840000000	TRUST ACCT REFUND	$3,795.99
			RESTORATION ENHANCEMENT		**Total Check Amount:**	**$3,795.99**
197914	MELANIE SCHLOTTERBECK	04/25/2025	27608	110323231	PLAN COMM MTG 3/11	$50.00
		04/25/2025	27608	110323231	PLAN COMM MTG 3/25	$50.00
			MELANIE SCHLOTTERBECK		**Total Check Amount:**	**$100.00**
197915	SOUTHSTAR ENGINEERING & CONSULTING	04/25/2025	32467	110515171	ENGG INSP MAR25	$3,750.00
		04/25/2025	32467	510707978	ENGG INSP MAR25	$8,800.00
		04/25/2025	32467	84051517I	ENGG INSP MAR25	$21,450.00
			SOUTHSTAR ENGINEERING & CONSULTING		**Total Check Amount:**	**$34,000.00**
197916	SPARKLETTS	04/25/2025	3001	110111161	COUNCIL MTGWTR MAR25	$57.54
			SPARKLETTS		**Total Check Amount:**	**$57.54**
197917	SPARKLETTS	04/25/2025	3001	110141441	WTRDISP+BTTLS MAR25	$868.84
			SPARKLETTS		**Total Check Amount:**	**$868.84**
197918	T-MOBILE	04/25/2025	25275	234212143	PHONE SVCS 3/12-3/20	$21.40
			T-MOBILE		**Total Check Amount:**	**$21.40**
197919	TURNOUT MAINTENANCE COMPANY, LLC	04/25/2025	19898	110222221	UNIFORM EMBROIDERY	$435.90
			TURNOUT MAINTENANCE COMPANY, LLC		**Total Check Amount:**	**$435.90**
197920	TYMCO, INC.	04/25/2025	33155	480515161	2025 STREET SWEEPER	$515,524.50
			TYMCO, INC.		**Total Check Amount:**	**$515,524.50**
197921	U.S. POSTAL SERVICE	04/25/2025	19260	110141441	ANNUAL PERMIT FEE8056	$350.00
			U.S. POSTAL SERVICE		**Total Check Amount:**	**$350.00**
197922	UNITED PARCEL SERVICE	04/25/2025	3174	110141441	SHPPNG CHGS MAR25	$138.08
			UNITED PARCEL SERVICE		**Total Check Amount:**	**$138.08**
197923	VENTURE SYSTEM GROUP INC	04/25/2025	29477	172212133	DATA/GRNDNG CNDCTR-PD	$2,989.31
			VENTURE SYSTEM GROUP INC		**Total Check Amount:**	**$2,989.31**
197924	VERITIV OPERATING COMPANY	04/25/2025	26806	110141441	PAPER	$2,295.18
			VERITIV OPERATING COMPANY		**Total Check Amount:**	**$2,295.18**
197925	VERIZON CONNECT NWF, INC.	04/25/2025	25293	480515161	PW GPS SVC MAR 2025	$957.30
			VERIZON CONNECT NWF, INC.		**Total Check Amount:**	**$957.30**
197926	WAYNE ELECTRIC CO.	04/25/2025	15062	480515161	ALTERNATOR	$2,612.93
			WAYNE ELECTRIC CO.		**Total Check Amount:**	**$2,612.93**
197927	XEROX CORPORATION	04/25/2025	3349	110141441	PRINT CHGS 2/20-3/20	$1,264.38
		04/25/2025	3349	110141441	VR280 USAGE MAR25	$840.80

City Disbursement Register

Between Apr 21, 2025 12:00 AM and Apr 25, 2025 11:59 PM

Check #	Vendor Name	Check Date	Vendor #	Budget Unit	Description	Amount
			XEROX CORPORATION		**Total Check Amount:**	**$2,105.18**
					Check Subtotal	**$673,834.20**
V59009	ADMINISTRATIVE & PROF	04/25/2025	3344	110	4010 APEA MEMB 041825	$552.00
			ADMINISTRATIVE & PROF		**Total Check Amount:**	**$552.00**
V59010	THE ADVANTAGE GROUP	04/25/2025	24539	110	808B FSADEPCAR 041825	$2,659.21
		04/25/2025	24539	110	808C FSA URMED 041825	$5,375.49
			THE ADVANTAGE GROUP		**Total Check Amount:**	**$8,034.70**
V59011	LARRY ALANIS	04/25/2025	32661	110404424	UMPIRE FEES 4/14/25	$111.00
			LARRY ALANIS		**Total Check Amount:**	**$111.00**
V59012	ALLSTAR FIRE EQUIPMENT	04/25/2025	8353	110222221	HELMETS [33]	$2,213.64
			ALLSTAR FIRE EQUIPMENT		**Total Check Amount:**	**$2,213.64**
V59013	AMERICAN VETERAN LIGHTING, INC.	04/25/2025	31163	490515152	LED LIGHTING	$308.17
			AMERICAN VETERAN LIGHTING, INC.		**Total Check Amount:**	**$308.17**
V59014	JEANETTE BELL	04/25/2025	28476	110404521	ZUMBA APR 2025	$80.00
			JEANETTE BELL		**Total Check Amount:**	**$80.00**
V59015	BEN'S ASPHALT, INC..	04/25/2025	1808	110515121	1140MARIPOSADR-ASPHLT	$20,807.00
		04/25/2025	1808	510707442	WTR UTIL PATCH FEB25	$5,382.00
			BEN'S ASPHALT, INC..		**Total Check Amount:**	**$26,189.00**
V59016	BPSEA MEMORIAL FOUNDATION	04/25/2025	14990	110	4050 MEMORIAL 041825	$115.50
			BPSEA MEMORIAL FOUNDATION		**Total Check Amount:**	**$115.50**
V59017	BREA CITY EMPLOYEES ASSOCIATION	04/25/2025	3236	110	4005 BCEA MEMB 041825	$804.00
			BREA CITY EMPLOYEES ASSOCIATION		**Total Check Amount:**	**$804.00**
V59018	BREA FIREFIGHTERS ASSOCIATION	04/25/2025	3237	110	4016 ASSOCMEMB 041825	$4,059.00
			BREA FIREFIGHTERS ASSOCIATION		**Total Check Amount:**	**$4,059.00**
V59019	BREA POLICE ASSOCIATION	04/25/2025	3769	110	4030 BPA REG 041825	$3,600.00
			BREA POLICE ASSOCIATION		**Total Check Amount:**	**$3,600.00**
V59020	BREA POLICE ATHLETIC LEAGUE	04/25/2025	1068	110	5010 B.P.A.L. 041825	$130.00
			BREA POLICE ATHLETIC LEAGUE		**Total Check Amount:**	**$130.00**
V59021	BREA POLICE MANAGEMENT ASSOCIATION	04/25/2025	21189	110	4019 LDF MEMB 041825	$57.00
		04/25/2025	21189	110	4020 PMA MEMB 041825	$162.50
			BREA POLICE MANAGEMENT ASSOCIATION		**Total Check Amount:**	**$219.50**
V59022	BREA/ORANGE COUNTY PLUMBING	04/25/2025	3781	346515112	DRAIN MAINT MD6	$2,895.00
			BREA/ORANGE COUNTY PLUMBING		**Total Check Amount:**	**$2,895.00**
V59023	CANNINGS ACE HARDWARE	04/25/2025	15828	480515161	TAPE	$19.61
			CANNINGS ACE HARDWARE		**Total Check Amount:**	**$19.61**
V59024	CANON FINANCIAL SERVICES, INC.	04/25/2025	20648	110141441	CPRLEASE FS1-4 APR25	$101.28
		04/25/2025	20648	110141441	PRNTCHGS PW/BRC APR25	$38.61
		04/25/2025	20648	110141441	CPRLEASE PW/BRC APR25	$352.45

City Disbursement Register

Between Apr 21, 2025 12:00 AM and Apr 25, 2025 11:59 PM

Check #	Vendor Name	Check Date	Vendor #	Budget Unit	Description	Amount
V59024	CANON FINANCIAL SERVICES, INC.	04/25/2025	20648	110141441	PRNTCHGS FS1-4 APR25	$37.47
		CANON FINANCIAL SERVICES, INC.			**Total Check Amount:**	**$529.81**
V59025	CANON SOLUTIONS AMERICA, INC	04/25/2025	15260	110141441	PRINT CHGS APR 2025	$636.15
		04/25/2025	15260	110141441	COPIER LEASE APR 2025	$1,196.93
		CANON SOLUTIONS AMERICA, INC			**Total Check Amount:**	**$1,833.08**
V59026	CARRIER CORPORATION	04/25/2025	20023	490515151	CHILLER REPAIRS	$4,981.00
		CARRIER CORPORATION			**Total Check Amount:**	**$4,981.00**
V59027	CLINICAL LABORATORY OF	04/25/2025	3390	420515131	WATER QUALITY-MAR25	$1,356.00
		CLINICAL LABORATORY OF			**Total Check Amount:**	**$1,356.00**
V59028	D. F. POLYGRAPH	04/25/2025	32314	110141481	POLYGRAPH MAR 2025	$600.00
		D. F. POLYGRAPH			**Total Check Amount:**	**$600.00**
V59029	DANIELS TIRE SERVICE	04/25/2025	3133	480515161	TIRES	$861.83
		DANIELS TIRE SERVICE			**Total Check Amount:**	**$861.83**
V59030	ENTENMANN ROVIN COMPANY	04/25/2025	3457	110212111	BADGES	$434.14
		ENTENMANN ROVIN COMPANY			**Total Check Amount:**	**$434.14**
V59031	GABRIEL HANNAH	04/25/2025	17533	110404424	UMPIRE FEES 4/14/25	$111.00
		GABRIEL HANNAH			**Total Check Amount:**	**$111.00**
V59032	HCI SYSTEMS INC	04/25/2025	25112	110515125	FIRE PANEL SERV PS3	$726.00
		HCI SYSTEMS INC			**Total Check Amount:**	**$726.00**
V59033	INLAND ROUNDBALL OFFICIALS INC.	04/25/2025	31906	110404424	REFEREE FEES 410-415	$1,410.00
		INLAND ROUNDBALL OFFICIALS INC.			**Total Check Amount:**	**$1,410.00**
V59034	IRV SEAVER MOTORCYCLES	04/25/2025	18586	480515161	TIRES	$570.26
		IRV SEAVER MOTORCYCLES			**Total Check Amount:**	**$570.26**
V59035	K PRO STONE CARE	04/25/2025	20535	110404211	TILE CLEANING-BCC	$4,887.50
		K PRO STONE CARE			**Total Check Amount:**	**$4,887.50**
V59036	KRISTOFER KATAOKA	04/25/2025	18385	110404542	MILEAGE APRIL 2025	$27.30
		KRISTOFER KATAOKA			**Total Check Amount:**	**$27.30**
V59037	KEENAN & ASSOCIATES	04/25/2025	22439	470141483	2025 WORKERS' COMP #5	$11,844.91
		KEENAN & ASSOCIATES			**Total Check Amount:**	**$11,844.91**
V59038	L.N. CURTIS & SONS	04/25/2025	1053	110222221	UNIFORM ALTERATIONS	$221.50
		L.N. CURTIS & SONS			**Total Check Amount:**	**$221.50**
V59039	LEHR	04/25/2025	26035	480515161	VEHICLE CHANGEOVER	$4,604.71
		LEHR			**Total Check Amount:**	**$4,604.71**
V59040	LIBERTY PAINTING & RESTORATION, INC	04/25/2025	25899	181404250	BCC WALL REPAIR	$5,950.00
		LIBERTY PAINTING & RESTORATION, INC			**Total Check Amount:**	**$5,950.00**
V59041	LIFE-ASSIST, INC.	04/25/2025	10530	174222222	PM SUPPLIES FS2	$3,261.34
		04/25/2025	10530	174222225	PM SUPPLIES FS1	$108.61
		LIFE-ASSIST, INC.			**Total Check Amount:**	**$3,369.95**

City Disbursement Register

Between Apr 21, 2025 12:00 AM and Apr 25, 2025 11:59 PM

Check #	Vendor Name	Check Date	Vendor #	Budget Unit	Description	Amount
V59042	LINCOLN AQUATICS	04/25/2025	17902	490515151	ADA EQUIPMENT	$100.01
			LINCOLN AQUATICS		**Total Check Amount:**	**$100.01**
V59043	LOS ANGELES TRUCK CENTERS, LLC	04/25/2025	7300	480515161	RADIATOR REPAIR	$5,379.75
			LOS ANGELES TRUCK CENTERS, LLC		**Total Check Amount:**	**$5,379.75**
V59044	MICHAEL BAKER INTERNATIONAL, INC.	04/25/2025	31634	84032323E	PROF SVCS MAR25	$2,580.00
		04/25/2025	31634	84032323E	AMAZON EIR 3/30/25	$39,716.75
			MICHAEL BAKER INTERNATIONAL, INC.		**Total Check Amount:**	**$42,296.75**
V59045	MOTOROLA SOLUTIONS, INC.	04/25/2025	22012	234212143	VIGILANT SOL 40% PM#3	$203,378.40
		04/25/2025	22012	475141471	MNT SUPP-FLEX CAD/RMS	$89,652.63
		04/25/2025	22012	475141471	CREDIT	($144.00)
		04/25/2025	22012	234212143	CMND CTRL AWARE SW #2	$146,372.00
			MOTOROLA SOLUTIONS, INC.		**Total Check Amount:**	**$439,259.03**
V59046	OZUNA ELECTRIC CO.INC.	04/25/2025	18504	110515141	ELECTRICAL WORK CH	$1,985.00
			OZUNA ELECTRIC CO.INC.		**Total Check Amount:**	**$1,985.00**
V59047	PRINT & FINISHING SOLUTIONS	04/25/2025	21135	110141441	PAPER CUTTER MNT	$60.00
			PRINT & FINISHING SOLUTIONS		**Total Check Amount:**	**$60.00**
V59048	QUADIENT LEASING USA, INC	04/25/2025	30262	110141441	MAILSYST LSE NOV-APR	$2,800.86
			QUADIENT LEASING USA, INC		**Total Check Amount:**	**$2,800.86**
V59049	QUANTUM SIGNS & GRAPHICS INC.	04/25/2025	32568	110404421	CF25 DATE PATCHES	$64.65
			QUANTUM SIGNS & GRAPHICS INC.		**Total Check Amount:**	**$64.65**
V59050	RUSSELL SIGLER INC.	04/25/2025	21638	490515151	HVAC REFRIGERANT	$501.17
		04/25/2025	21638	490515151	CREDIT	($400.00)
			RUSSELL SIGLER INC.		**Total Check Amount:**	**$101.17**
V59051	CLYDE J. SAN JUAN	04/25/2025	33113	110404145	WTRCOLOR/ACRYLC PNTNG	$273.00
			CLYDE J. SAN JUAN		**Total Check Amount:**	**$273.00**
V59052	SC FUELS	04/25/2025	16654	480515161	UNL ETH 3941.4 GALS	$15,777.74
			SC FUELS		**Total Check Amount:**	**$15,777.74**
V59053	SOUTHERN CALIFORNIA NEWS GROUP	04/25/2025	32570	110404421	PET EXPO ADS	$836.80
		04/25/2025	32570	840000000	LEGAL NOTICE MAR 2025	$322.04
			SOUTHERN CALIFORNIA NEWS GROUP		**Total Check Amount:**	**$1,158.84**
V59054	STOTZ EQUIPMENT	04/25/2025	24388	480515161	CABLES	$97.99
			STOTZ EQUIPMENT		**Total Check Amount:**	**$97.99**
V59055	SUPERIOR ALARM SYSTEMS	04/25/2025	11074	110404211	BCC ALARM PROGRAMMING	$49.00
			SUPERIOR ALARM SYSTEMS		**Total Check Amount:**	**$49.00**
V59056	TERRY'S TESTING, INC.	04/25/2025	9217	110515125	BACKFLOW REPAIR	$410.00
			TERRY'S TESTING, INC.		**Total Check Amount:**	**$410.00**
V59057	TUMBLE-N-KIDS INC.	04/25/2025	32167	110404145	GYMNASTICS	$4,603.77

City Disbursement Register

Between Apr 21, 2025 12:00 AM and Apr 25, 2025 11:59 PM

Check #	Vendor Name	Check Date	Vendor #	Budget Unit	Description	Amount
			TUMBLE-N-KIDS INC.		**Total Check Amount:**	**$4,603.77**
V59058	UNITED ROTARY BRUSH CORPORATION	04/25/2025	16649	480515161	SWEEPER BROOMS	$711.84
			UNITED ROTARY BRUSH CORPORATION		**Total Check Amount:**	**$711.84**
V59059	VINTAGE CREEK SENIOR APARTMENTS LP	04/25/2025	29395	270323218	SENIOR SUBSIDY	$254.00
			VINTAGE CREEK SENIOR APARTMENTS LP		**Total Check Amount:**	**$254.00**
V59060	WEST COAST ARBORISTS, INC.	04/25/2025	1556	345515112	TREE MNT MD5 316-331	$12,871.25
			WEST COAST ARBORISTS, INC.		**Total Check Amount:**	**$12,871.25**
V59061	WILLDAN FINANCIAL SERVICES	04/25/2025	23058	420141431	23/24 CONT DISCL STMT	$2,000.00
		04/25/2025	23058	630141432	23/24 CONT DISCL STMT	$5,989.00
		04/25/2025	23058	110141431	23/24 CONT DISCL STMT	$1,250.00
			WILLDAN FINANCIAL SERVICES		**Total Check Amount:**	**$9,239.00**
					Voucher Subtotal	**$631,143.76**
W25017	U.S. BANK OF CALIFORNIA	04/21/2025	14102	930	LAIF CONTRIBUTION	$5,000,000.00
			U.S. BANK OF CALIFORNIA		**Total Check Amount:**	**$5,000,000.00**
					Wire Subtotal	**$5,000,000.00**

TOTAL **$6,304,977.96**