
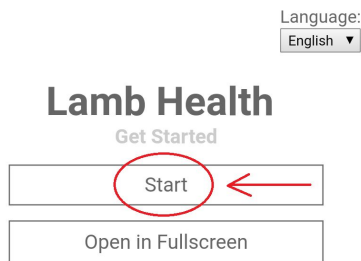


Step-by-Step Instructions to Register as a New Patient on a Computer

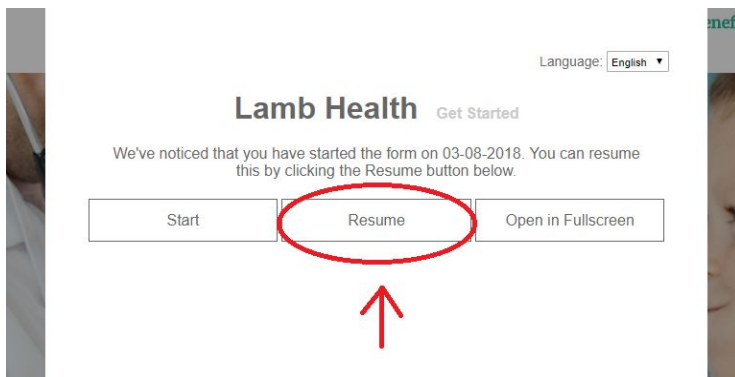
Step 1: Click on the “Sign Up” Button located at the top right of the screen.



Step 2: Click on the Start button



If for any reason the browser closes or your registration shuts down, simply click back in to “sign up” and click “resume” to pick up where you left off



Step 3: Fill out pertinent information the click next step. Continue to do so until registration is complete.

Maiden Name

Suffix

Gender
Gender

[Next Step](#)

Finish this form later

https://lambhealthdpc.com

Lamb Health
Physical Address

Address Line 1

This field is required.

Address Line 2

City
Gilbert

State
AZ

Zip Code

This field is required.

Previous Next Step

Finish this form later

Caution: You will not be able to advance registration unless the required fields are filled in.

Step 5: When finished, click on “finalize enrollment” to advance to the payment page. Or, if you want to add more family members, click on the “add a patient” button to add additional family. Once payment is complete, you are officially registered. Welcome to Lamb Health!

Lamb Health

Patient Information



Meryl Streep



[Add a Patient](#)

[Finalize Enrollment](#)

Finish this form later

If for any reason you need to finish registration later, you can click on the small “finish this form later” button and leave your e-mail address. You will be sent a link to that address which will allow you to finish your registration at your convenience.

Suffix

Gender
Gender

[Next Step](#)

[Finish this form later](#)

