



Digital Class[®]
Educational Marketplace

Sell Your Courses from Digital Class **A BEGINNER'S GUIDE**



info@digitalclassworld.com
www.Digitalclassworld.com

#indiakaclass

TABLE OF CONTENT

1.	Welcome to Digital Class	Page 2
2.	Before you get started	Page 3
3.	Fees for Teaching & Selling on Digital Class	Page 4
4.	How to register & Publish your course	Page 5
5.	Time to optimize your profile & course	Page 6
6.	Seller Dashboard your personal portal	Page 7
7.	Be a Digital Class Premium Course Seller	Page 8
8.	Faq's by course sellers	Page 9
9.	At Digital Class Help is just a click away	Page 10
10.	Best Practices to sell courses on Digital Class	Page 11
12.	Meet our sellers	Page 12

WELCOM TO SELLING COURSES ON DIGITAL CLASS!

- ✔ If you're reading this guide, you are probably looking to sell courses on Digital Class This guide will help you grow your online courses selling with Digital Class.
- ✔ Digital Class is the most visited online Educational marketplace. Most of the students rely on Digital Class for online courses buying.
- ✔ All kinds of courses available on Digital Class for all over the students grade & Stream.
- ✔ Digital Class has become the one stop destination for all kinds of course seller & students for fulfill their educational needs.

Did you know?

More than **3300** course sellers using **Digital Class** platform for teaching their students as well as selling their courses to other students.

Why should you sell courses on Digital Class?

- ◆ Sell courses to millions of students.
- ◆ One App for all students grade.
- ◆ Easy to buy any courses for students
- ◆ Services & tools to grow business.
- ◆ Teach Self Students & other also



BEFORE YOU GET STARTED

✔ Now before you start course selling, you need to have all your details ready.

Did you know?

You can teach & sell any kinds of courses in any language and the same students can buy your courses using advance filter option.

Checklist to get started

Your course Preview on web

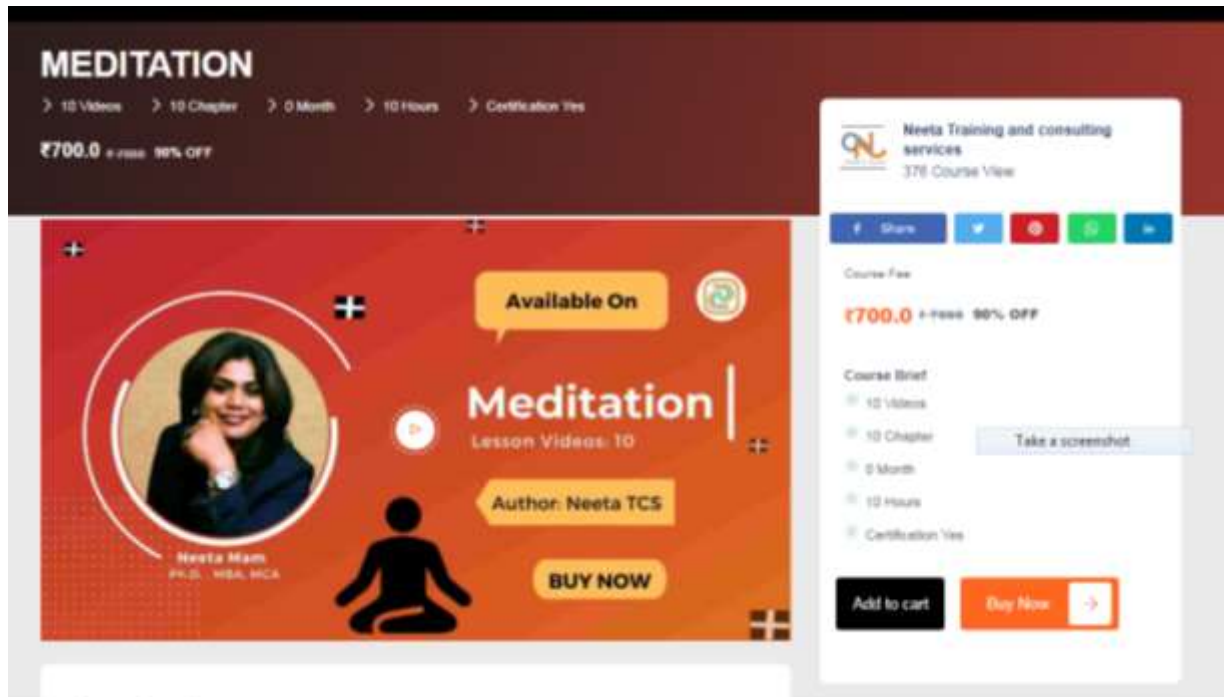


Pre recorded video course

OR



Course page URL
(App/Web/Blog etc)



FEE FOR SELLING ON DIGITAL CLASS

✔ There are different types of fees associated with selling on Digital Class.



For fees & pricing visit

www.Digitalclassworld.com

Ques: 1 Are you running an Coaching Institute?

Ques: 2 Want to teach your existing students using Digital Class App?

Are you interested ?

Get in touch with your support manager or Mail us on info@digitalclassworld.com

Your Name:
Coaching Name:
Your Email:
Mobile:
No. of Students:

After received your mail your personal support manager Call you and explain everything about this.

HOW TO REGISTER & PUBLISH YOUR COURSES

1
Go to
[Digitalclassworld.com](https://digitalclassworld.com)
or
Download App

2
Click on
Become a Course
Seller

3
Fill sign up form
and create your
account

4
Click on continue
and update your
profile details

5
Now
Add / List your
course

6
Now click on
Update course to
Fill details

7
Fill your
Course includes
information

8
then
Course covering topic
details

9
Here
Course Curriculum

10
Now update
Course Faq's

11
Add your
Course Demo Lesson

12
Then now
Add your course
Lesson

13
Upload
your course
Study Material
(optional)

14
Add
your course exam
question (optional)

15
Click on
PUBLISH COURSE

**Congratulations !
You're now a seller
On Digital Class**

TIME TO OPTIMIZE YOUR PROFILE & COURSE PAGE

✔ Set up your profile & course page to start selling. You can edit profile & course details from the 'Seller Dashboard' Edit Profile section of your Seller dashboard.


Why do profile & course details matter?

- ✔ Students compare different courses & profiles before making a buy.
- ✔ Students look at the course image, video, and other details to decide if it suits their needs.
- ✔ Providing complete & accurate courses details helps them buy your course, generating more sales.

Quick Tip

While creating your course, think about what students come looking for. This will help you in putting down the relevant information for students.

Profile View on Web



Course View on Web



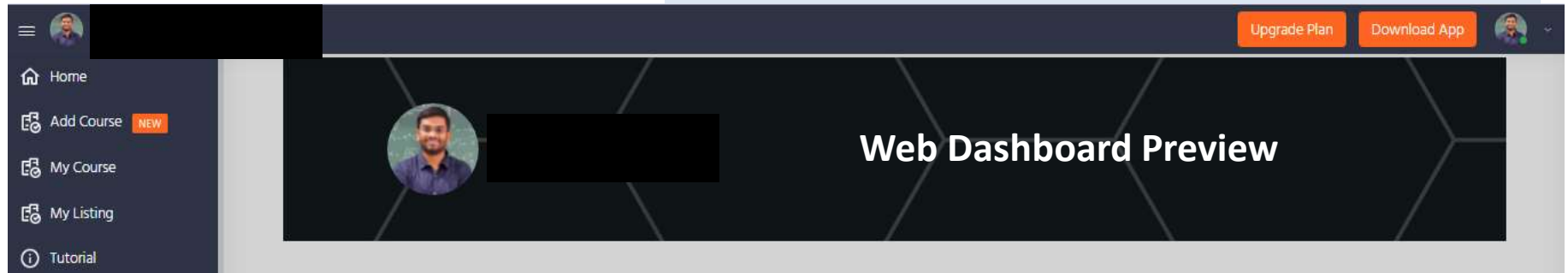
✔ Some Specifications

- > Colored image
- > Details should be clearly visible
- > Course image size 1280X720 pixel
- > Accepted & preferred format - JPEG

SELLER DASHBOARD YOUR PERSONAL PORTAL

What is Seller Dashboard

Once you register as an Digital Class course seller, you get access to your Seller dashboard from website and application also. This is where you manage your course. From adding your first course to finding tools to promote a course successfully, you'll find everything in here to run your business

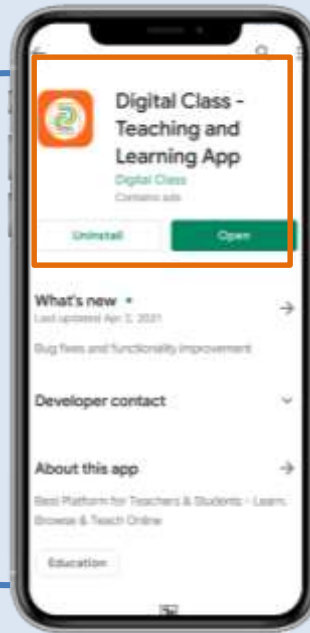


Access Dashboard from App

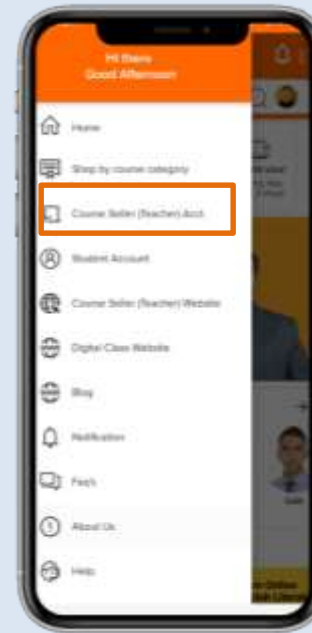
You can also have your seller dashboard on-the-go. Download App on your phone and manage your course & business anywhere, anytime!

To Download the App

1.Download App



2.Login to Account



3.Access Dashboard



WHAT DO AFTER SELL YOUR COURSE

Your first course sales

- ✔ Congratulations!
You made your first course sale.
The first thing you might expect is your payment. **Your first course sales payment!**
So exciting, right?

- ◆ Measure course performance through seller dashboard.
- ◆ Observe your course health views, follower, visitors.
- ◆ Monitor course activity through seller dashboard.
- ◆ Share app and tell them follow your profile and share course.

Getting your payment

- ✔ Payment is received within 15 business days.
- ✔ Get payment reports & summary on the Seller Dashboard.

Now what? **Manage your course**

Once you publish your course, you need to monitor your course to observe its performance and implement strategies to improve and grow into a successful course.



BE A DIGITAL CLASS PREMIUM COURSE SELLER

What is Digital Class Premium Course Seller?

Becoming a Premium course seller opens up New growth opportunities for your courses That brings various advantages to help Boost your course.



Get Premium badge on your course



More course visibility through your badge



Premium seller certificate



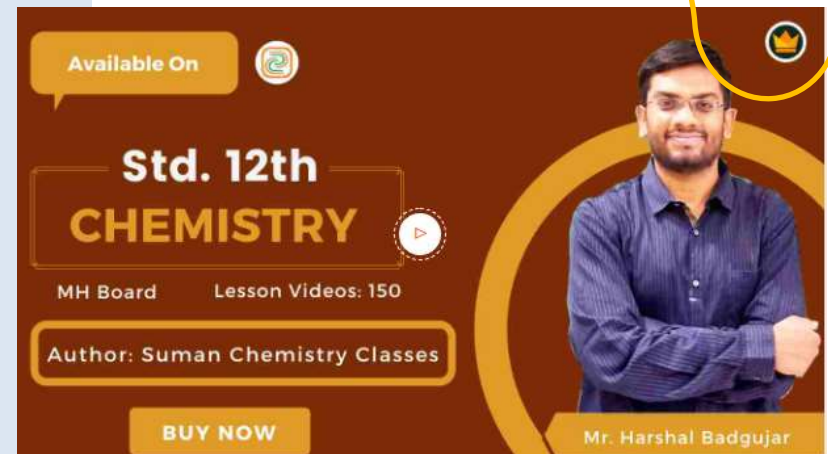
Allow to use Digital Class Logo


Any many more...


Did you know?

A Premium badge assures the students of a quality experience – better course, quality ,service support, and reliable.

Digital Class Premium Course Seller




Available On 

Std. 12th CHEMISTRY 

MH Board Lesson Videos: 150

Author: Suman Chemistry Classes

BUY NOW


Mr. Harshal Badgujar

SOME FREQUENTLY ASKED QUESTIONS (FAQs) BY COURSE SELLERS

How to register as a course seller?

If you already have an Digital Class seller account, you can sign in with this Email and enter your seller account password to add/list course for selling with the same account.

You can also create seller account with email address, phone number & begin registration. Visit digitalclassworld.com to register.

2. We also promote all courses via advertisements and other sources because we get selling commission on after sold out your courses.

How do I make course more Visible?

You can get more visibility to your course by:

1. Making attractive course image - Include mentioned full details your course.
2. Share to across your social media – platform by making promotional or intro videos to make your course appear at multiple places.



How I get more students?

1. This is an educational marketplace where all kinds of course sellers promote any kinds of courses from globally that's why it's very convenient place for student, for buying courses.
3. And as a course seller you can also promote your courses by your own efforts. for more enrollment.

AT DIGITAL CLASS HELP IS JUST A CLICK AWAY!



Get Support

If you are stuck somewhere during the registration process, you can seek help. Just choose your issue from the list and get a detailed answer to speed up your Course launch process. Mail : support@digitalclassworld.com or also you can chat live support.



Tutorial Guide

Learn A to Z of Digital Class selling courses on the Tutorial Guide option from dashboard. Find everything you need in detail through the online. check your need in record sessions to catch up later. Also visit Digital Class you tube channel for this.

BEST PRACTICES TO SELL COURSES ON DIGITAL CLASS

Becoming a great course seller means knowing your marketplace inside out. Make sure you do not miss out on any important information that can make your course successful. Here's a checklist to keep in mind as you step into the Digital Class.

- ✓ Sales after service is the most important part.
- ✓ Check your Seller Dashboard account timely.
- ✓ Be a premium course seller for your business & offer a rich students experience.
- ✓ Always, always listen to what students say about your course.
- ✓ Share & build your audience to get more engagement & students.
- ✓ Publish course to other categories to maximize your sales.
- ✓ Create pricing & offers to increase sales by generating promo code.
- ✓ Keep increasing profile followers, views and get feedback for your courses.

PUBLISH COURSE NOW

Make a perfect start to your course selling journey With Digital Class



- Add/List Course
- Fill up Course details
- Publish Course

MEET COURSE SELLERS

Who selling their courses from Digital Class

12th and 11th Chemistry Course

Suman Chemistry Classes

Mr.Harshal Badgujar



Spoken, Cursive Writing , Std.10th

Toral Education Institute

Mr.H.V.Kevadiya



English and Biology

Educational Youtuber

Ms.Parna Manna



Start your course selling journey

Join our course seller community of businesses who selling courses on Digital Class

Visit : <https://digitalclassworld.com/e-learning/tutor-signup>

CREATE ACCOUNT NOW

It takes only 10 minutes to setup your account.