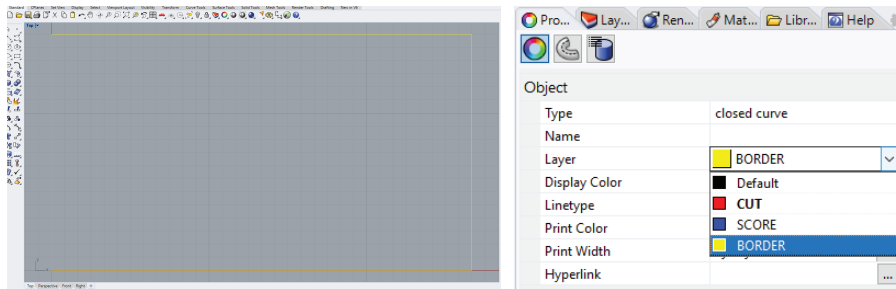




FILE PREPARATION: RHINO

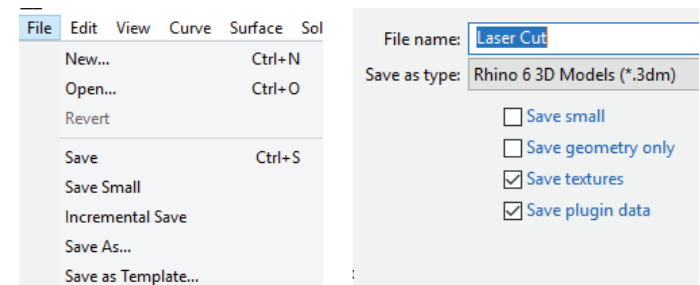
1 FILE SIZE

Create a 32" x 18" rectangle. Using the properties tab, assign the rectangle to the yellow "BORDER" layer.



3 SAVE FILE

Save the file as a 3dm, and export to a USB.



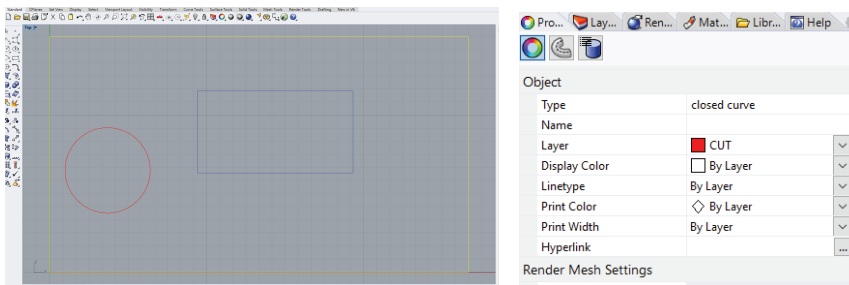
2 CUTTING, SORING, ENGRAVING

Assign all vectors to the correct layer.

RGB RED (CUT)

RGB BLUE (SCORE)

RGB BLACK (ENGRAVE)



4 LOAD DISCRETIONARY FUNDS

Visit <https://mycard.usc.edu/> and load funds for the laser appointment.

Welcome to USCard

Your USCard is your university ID that allows you access to campus facilities and athletic and cultural events. It is also your on-campus wallet that lets you conveniently purchase food, goods and services.

[Log in to your USCard](#)

RESERVE AN APPOINTMENT AT laser.uscarch.com/Web.