




FILE PREPARATION: ILLUSTRATOR

1

FILE SIZE

Create a 32" x 18" artboard. Select RGB color mode.



2

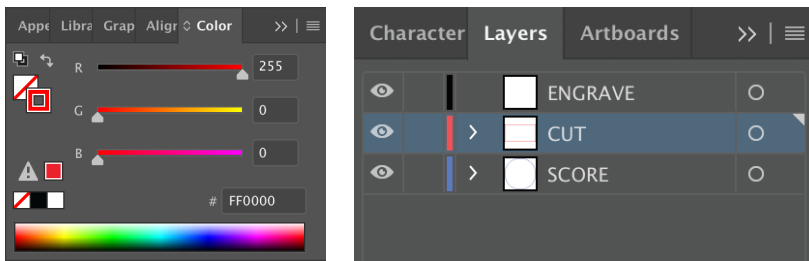
CUTTING, SORING, ENGRAVING

Assign all vectors to the correct layer.

RGB RED (CUT)

RGB BLUE (SCORE)

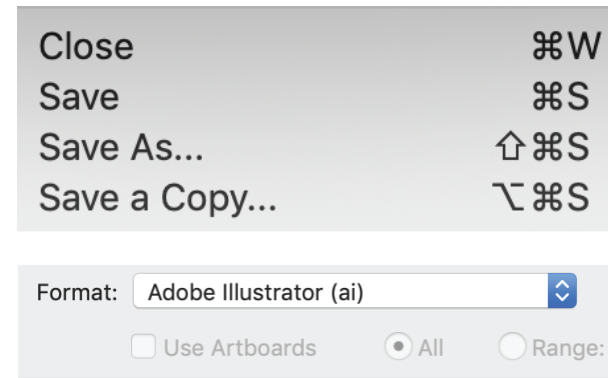
RGB BLACK (ENGRAVE)



3

SAVE FILE

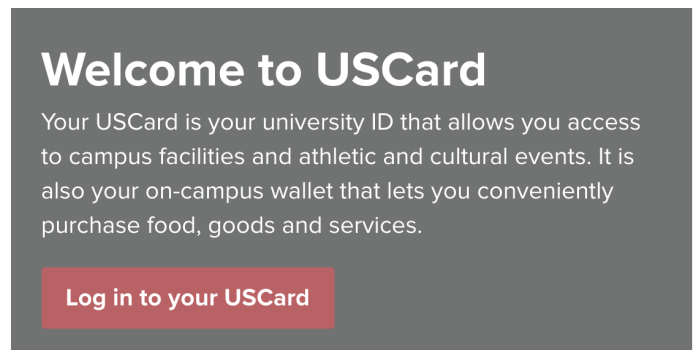
Save the file as an .ai, and export to a USB.



4

LOAD DISCRETIONARY FUNDS

Visit <https://mycard.usc.edu/> and load funds for the laser appointment.



RESERVE AN APPOINTMENT AT laser.uscarch.com/Web.