


Squigggle Party!


A DOODLE EXPERIENCE

KIRK REEDSTROM





Small text panel on the wall, possibly a label or description.



© 2015 by the author. All rights reserved. This work is licensed under a Creative Commons Attribution-NonCommercial-ShareAlike 4.0 International License. For more information, see <http://creativecommons.org/licenses/by-nc-sa/4.0/>.



New Tooth for Wolf Ink, Watercolor, and Pencil

My heart melted when I first saw this picture, but I now have a lot of questions regarding the tooth fairy. Does the fairy visit all of the animals to collect those sweet, sweet incisors, molars, and cusps? I hope so. Maybe there's a whole region of tooth-collecting fairies. Either way, I wanted to draw a squiggle character and turn it into a tooth fairy.

I'll be the first to confess that my tooth fairy feels contrived. That's ok! You can always make something more interesting through revision. That being said, you can also play with conventional characters by placing them in unlikely situations, and seeing how they'd react. I have a rule of not messing anything on these squiggles, but luckily I had some extra room on my page to add a different element.

I'm happy that I was able to include the wolf once more in this image. I adore wolves as characters because I believe they are frequently misunderstood and fit well in the trickster archetype. Is the wolf planning to eat the fairy or does it simply not know how to make friends because everyone assumes the wolf would eat them and it's too proud to confess its sneaky?

If you want to keep chomping on this story idea, here are a couple questions to ask yourself:

- What would a wolf do to pull out a loose tooth?
- What does the wolf's fairy leave behind after taking the tooth?
- What would happen if the wolf tried to eat the tooth fairy?
- What other creatures does the tooth fairy visit?


Try setting a timer for 25 minutes and write a little story that's about 150-200 words from the perspective of the wolf who wants to lose a tooth, or the tooth-fairy en route to collect.



Visit the QR code for a video of this piece being created.







Handwritten text on the postcard, including a return address and a message. The text is written in cursive and is partially obscured by the character's head and the golf club. The return address is located at the top of the postcard, and the message is located in the middle. The text is difficult to read due to the handwriting and the angle of the postcard.


DELINATO
6015 5

POST
CARD



Small white label with illegible text.





Squiggie Here.







UP Squiggly





