



cs trade

# WHAT IS AUTO TRADE ?

[www.cryptosignal.app](http://www.cryptosignal.app)

[DOWNLOAD NOW](#)



## 📖 CryptoSignalApp Auto-Trade Starter Guide

*“Trade Smarter — Not Alone.”*

### ## Table of Contents

- Introduction — The Future of Trading
- The Problem with Manual Trading
- What Is Auto-Trade (and How It Works)
- Why Auto-Trade Matters in 2025
- Meet Cornix — The Brain Behind the System
- How Safe Is It? Understanding API & Fund Security
- Step-by-Step Setup Guide
- Understanding Risk Management
- The 1R Principle — The Foundation of Professional Trading
- Our Default Auto-Trade Settings (Explained in Depth)
- How Compounding Protects You
- Common Mistakes to Avoid
- Support, Troubleshooting & Live Help
- Why Choose CryptoSignalApp
- Final Thoughts — The Mindset of a Smart Trader

### ## 1. Introduction — The Future of Trading

Welcome to CryptoSignalApp Auto-Trade, a revolutionary system that transforms the way traders engage with the market.

By joining us, you are becoming part of a global community of disciplined investors who recognize one crucial truth:

The market rewards those who work smart, not just those who work hard.

Auto-Trade isn't merely another trading bot; it's a sophisticated tool crafted to automate our 84% accurate trading signals, eliminating emotional pitfalls and providing you with peace of mind to trade crypto around the clock—even while you rest.

This guide will cover everything from setup to advanced risk management, empowering you to trade with confidence and consistency.

### ## 2. The Problem with Manual Trading

If you have ever engaged in manual crypto trading, you are well aware of the hurdles:

- Missing signals while asleep or occupied.
- Over-leveraging due to emotional responses.
- Exiting trades too early out of fear or too late due to greed.
- Losing discipline after experiencing several losses.

Manual trading demands constant attention, emotional regulation, and swift action—an unrealistic expectation in a 24/7 global market.

Over time, even seasoned traders can become overwhelmed.

Auto-Trade addresses these concerns by eliminating human error and substituting it with precise, rule-based execution, akin to how professional funds operate.

### ## 3. What Is Auto-Trade (and How It Works)

Essentially, Auto-Trade serves as a connection between our verified signals and your trading account.

Here's the step-by-step process:

1. We analyze the market utilizing price action, AI, and algorithmic filters.
2. Our system produces a verified signal (including entry, stop loss, and take profit levels).
3. Cornix executes the trade automatically in your exchange account.
4. Profits and losses are fully managed according to your pre-set risk rules.

There is no delay, no manual intervention, and no emotional biases.

You remain in control while the system handles the execution.

## ## 4. Why Auto-Trade Matters in 2025

The crypto market is always active, and volatility is a constant presence.

During bullish trends, traders often miss significant entry points.  
During downturns, they may react with panic and overtrade.

Automation provides a balanced approach:

- Trades execute immediately upon signal detection.
- Risk per trade stays consistent, even amid volatility.
- No emotional exhaustion or revenge trading.
- 

Auto-Trade not only enhances your profit potential but also safeguards your discipline and capital.

The traders who will thrive over the next decade will be those who blend AI precision with human strategy. That's precisely what CryptoSignalApp delivers.

## ## 5. Meet Cornix — The Brain Behind the System

Cornix is the official automation platform integrated with CryptoSignalApp.

It is the most trusted trading automation service in the crypto sector, utilized by over 100,000 traders worldwide.

### ◆ What Cornix Does

- Automatically executes every signal (entry → TP → SL).
- Adjusts trade size based on your balance and risk tolerance.
- Manages all take profits and trailing stops automatically.
- Compatible with major exchanges like Binance, OKX, and Bybit.

### ◆ Why We Chose Cornix

- No coding required.
- Free plan available.
- Fully secure—API-based, not custody-based.
- Proven reliability and uptime for years.

## ## 6. How Safe Is It? Understanding API & Fund Security

We receive this question frequently: “Can Cornix withdraw my funds?”  
The answer is straightforward: No. Never.

Cornix connects to your exchange via API keys, which are digital links that enable trade execution only.

You never share your password or grant withdrawal access.

### ✔ Security Principles

- Your funds remain in your own exchange account.
- You can disconnect the API at any time.
- You can monitor every trade in real-time.
- Only you possess full control over deposits and withdrawals.

Cornix and CryptoSignalApp adhere to strict privacy and encryption protocols. Your data is secure, your trades are confidential, and your capital is untouchable.

## ## 7. Step-by-Step Setup Guide

Here's how to get started in just five minutes:

- **Create your Cornix account**

👉 <https://dashboard.cornix.io/register/csapp>

- **Follow the official setup guide**

👉 <https://help.cornix.io/en/collections/3260334-getting-started>

- Connect your exchange (Binance, OKX, Bybit, etc.)

Paste your exchange API keys into Cornix. (Follow the on-screen instructions.)

- Enable Auto-Trade

Once connected, Cornix will automatically follow verified CryptoSignalApp signals.

✅ **Done!**

Your account is now set for automation. When Auto-Trade is live, trades will execute automatically.

Need assistance?

💬 [Cornix Live Support offers multilingual chat help.](#)

## ## 8. Understanding Risk Management

This is the most critical aspect of trading—and often the most overlooked.

Risk Management is about shielding your account from significant losses. Professional traders focus on how much they can afford to lose, not how much they can potentially gain.

### ⚖️ The Golden Rule

Risk only a small percentage of your account per trade—typically 1% on leveraged exchanges or 3% on spot.

For example:

If your balance is \$1,000 and you risk 1%, your maximum loss per trade is \$10, regardless of position size.

Auto-Trade automatically adjusts your position size in accordance with this rule.

Even if you lose 10 trades consecutively, your total loss will be about 9.56% due to the loss being applied to a progressively smaller balance.

This concept, known as fractional compounding, is what sustains traders over the long haul.

## ## 9. The 1R Principle — The Foundation of Professional Trading

“1R” refers to the universal risk unit utilized by serious traders.

It signifies:

**1R = the amount you lose if the trade hits Stop-Loss.**

This is not your position size, nor is it the amount you invest; it is the measured loss per trade.

- Example:\*\*
- Balance: \$1,000
- Risk: 1%
- 1R = \$10

So, when we mention a trade has an “R:R ratio of 1:3,” it indicates:

You risk \$10 to potentially gain \$30.

The entire CryptoSignalApp risk engine is built around this principle—delivering steady, reliable returns with mathematically limited downside.

## ## 10. Our Default Auto-Trade Settings (Explained in Depth)

These settings are pre-configured and tested through hundreds of simulations.

### Futures / Leverage Exchanges

- Risk per trade: 1%
- Take-Profit: multi-level dynamic
- Stop-Loss: pre-calculated, adaptive to volatility
- Leverage: optimized per pair (not fixed)
- Trailing stop: enabled for profit locking

### Spot Exchanges

- Risk per trade: 3%
- Position sizing adjusts automatically
- Take-Profit and Stop-Loss follow our verified spot signals

### Do not modify these values unless you understand:

- Trailing stop behavior
- Entry allocation
- Take-profit logic

These settings were built to balance safety + growth.

## ## 11. How Compounding Protects You

When you trade using fixed percentages instead of fixed amounts, your account automatically adjusts to protect itself.

### For example:

If you risk 1% per trade and lose 10 in a row:

\$1,000 → \$904.

You lost less than 10% total — your risk shrank with your balance.

On the other hand, if you kept trading \$10 fixed risk on every trade, you'd eventually over-leverage.

Compounding is your built-in safety mechanism.

It ensures that during bad weeks, losses shrink — and during good weeks, profits scale up naturally.

## ## 12. Common Mistakes to Avoid

- ✗ Changing settings without understanding them
- ✗ Increasing risk after a loss (revenge trading)
- ✗ Closing trades early due to fear
- ✗ Disabling automation mid-trade
- ✗ Forgetting that capital protection > fast gains

### Remember:

Auto-Trade is not a get-rich-quick tool.




It's a long-term growth engine.

“Slow is smooth, smooth is fast.”

## ## 13. Support, Troubleshooting & Live Help

We never leave traders alone.

If you need help:

-  [Cornix Help Center](#)
-  Cornix Live Support — 24/7 chat
-  Email: [support@cryptosignalapp.com](mailto:support@cryptosignalapp.com)
-  Telegram: [@csappofficial](#)

Community admins are active daily to answer setup or trading questions.

You can also find setup tutorials and FAQs pinned in our Telegram channel.

## ## 14. Why Choose CryptoSignalApp

CryptoSignalApp is not just about automation — it's about trust, transparency, and consistency.

Here's why over 50,000 traders trust our system:

- 📈 84%+ signal success rate (verified across hundreds of trades)
- 🤖 AI-assisted analysis for faster and more accurate signals
- 💰 One-time lifetime access — no recurring fees
- 🌐 Global community of traders and mentors
- 🧠 Smart risk and performance monitoring built into every setup

We've spent years building systems that work — and now you can use them automatically.

## ## 15. Final Thoughts — The Mindset of a Smart Trader

Trading isn't about predicting the future — it's about managing uncertainty.  
That's what automation helps you master.

Every pro trader knows:

**“You can't control the market, but you can control your risk.”**

By using Auto-Trade, you've already taken the hardest step — separating emotion from execution.

Now stay consistent.  
Keep your risk small.  
And let time and data do the heavy lifting.

### 💬 A Final Note from the Team

We know that for some of you, this might feel new or even a little intimidating.  
That's completely normal.

You don't need to understand every technical detail on day one — that's what we're here for.  
If at any point during this journey you feel uncertain, confused, or stuck — our team is always by your side.

Reach out to us anytime through [support@cryptosignalapp.com](mailto:support@cryptosignalapp.com) or our Telegram group [@csappofficial](https://t.me/csappofficial).  
We'll guide you step-by-step until you're fully confident.

You're not alone in this process — we grow together.

Trade smarter. Trade safely. And remember: you're never trading alone. 🚀

### Appendix

✉ Email: [support@cryptosignalapp.com](mailto:support@cryptosignalapp.com)

💬 Telegram: [@csappofficial](https://t.me/csappofficial)

🌐 Website: [cryptosignal.app](https://cryptosignal.app)

📄 Version: v1.0 — October 2025