

Large Group



LESSON 1: LARGE GROUP

Do you trust me?

MAIN IDEA

Kids will know the origin of sin, how it separates us from God, and his provision for sinners.

BIBLE PASSAGES

- Genesis 3

MEMORY VERSE

For everyone has sinned; we all fall short of God's glorious standard.

Romans 3:23, NLT



Prepare your heart to teach.
Plan for the lesson.



Introduce the story of the Gospel.
(10-15 minutes)



Play large group games.
(25 minutes)

Prepare



Prepare your heart to teach.
Plan for the lesson.

QUESTIONS

- How can you be praying for the student this week? Are there any specific students or requests you can pray for?
- Are there any changes and additions needed for the Large Group Lesson?
- Is there anything specific you need to communicate to the small group leaders?

MATERIALS NEEDED:

- (Optional) Device to play music
- (Optional) Random noise-making objects (e.g., whistle, jingle bells, etc.)
- (Optional) Removable floor tape, such as blue painter's tape
- Printouts 1A-1D (recommend printing on cardstock)
- 7 clothespins or strong tape
- 2 fuzzy blankets

Large Group



Introduce the story of the Gospel.
(10-15 minutes)

SET EXPECTATIONS

Review 3 Rules of Respect and Who Is Jesus?

SONG SUGGESTION

Christ Arose (By GO FISH) or Romans 3:23 on Spotify

TEACH

Today, we'll perform a paraphrased re-enactment of Genesis 3. As I read I would like my volunteers to act out (without talking) their part.

We need high-energy, good-listening volunteers to be the following characters (clip signs to kids' shirts using clothespins or strong tape as they come up):

- God
- Adam
- Eve
- Tree of Life
- Tree of Knowledge of Good & Evil
- Serpent
- Lamb (wearing 2 fuzzy blankets)

Read dramatically.

In the beginning, **GOD** created the Heavens and the Earth. He made complex creatures to roam the land, sky, and seas; like this beautiful **LAMB**. God loved all of his creation, calling it good and with **ADAM** and **EVE** in whom he made in his image.

GOD made a beautiful garden called Eden. **ADAM** and **EVE** ate all the fruit they wanted and were never hungry. In the middle of the garden, he placed the **TREE OF LIFE**, which would allow his **ADAM** and **EVE** to live with him forever.

GOD also placed the **TREE OF THE KNOWLEDGE OF GOOD AND EVIL** there. God told Adam and Eve, "You are free to eat from any tree in the garden, but you must not eat from the tree of the knowledge of good and evil. If you eat from it, you will certainly die."

The next day, an evil **SERPENT** asked Eve, "Did God really say you can't eat this fruit? It looks really yummy!" **EVE** said, "Silly serpent! God told us not to even touch this fruit or we will die." The **SERPENT** said, "No you won't! If you eat it you will know all about good and evil, just like God. Don't you want to be like him?" **EVE** took a long look at the fruit, and decided she did want to be just like God. She listened to the Serpent, ate it, and gave some to **ADAM** to eat too. Immediately they felt weird! Their eyes grew wide.

They looked down at their bodies and felt naked. **ADAM** and **EVE** ran over and hid among the trees. **GOD** came to the middle of Eden for their daily chat, but they were hiding.



"Who is Jesus"
Call and Response



"Christ Arose"
by GO FISH



"Romans 3:23"
by CCBC Kids

GOD asked, "Why are you hiding? Did you eat the fruit that I told you not to?" **ADAM** and **EVE** peeked out from behind the trees and nodded their heads. **GOD** looked very sad. He said, "Because you did not trust me and disobeyed my instruction, you cannot live forever.

Sin has entered this perfect world I created. You can no longer eat my forever fruit and we cannot walk together for our evening chats. You have to leave my garden."

ADAM and **EVE** felt ashamed and cried. **GOD** said, "I promise you that one day I will rescue you from your sin. One of your children will fix this terrible mistake and will destroy the serpent who deceived you. Until then, because I love you, I will make you clothes."

GOD walked over to an animal (let's pretend it was a **LAMB**) and killed it. The animal laid on the ground, still. God removed the skins (fuzzy blankets) and covered **ADAM** and **EVE**.

To be continued...



WRAP IT UP

Say, **Can you clap for the volunteers?**

Your Small Group leaders will talk with you about this story.

Dismiss them to their small groups.

Games



Play large group games.
(25 minutes)

LARGE GROUP GAME: MUSICAL STATUES

Materials: Device to play music

Object of game: Be the last one standing.

How to play: The kids move around and dance while the music plays and freeze when the music stops. Kids who move before the music starts are directed to sit out on the side.

Bible story connection: Just like most of you got “out” in our game, in our Bible story today, we’ll hear about how Adam and Eve were cast out of God’s presence in the Garden of Eden.

LARGE GROUP GAME: HOW WELL DO YOU HEAR?

Materials: Random noise-making objects

Object of game: Be the first kid to reach the leader on the other side of the room.

How to play: Choose three to five students to be “leaders” and have the rest of the students line up across the playing area with their backs facing the “leaders” on the other side. The leaders will take turns making noises and the kids will guess which leader was making the noise, for example, clapping hands, stomping feet, whistling, snapping fingers, another leader’s voice, jingle bells, hissing, etc. After the leader makes the sound, he or she will say to the kids, “Raise your hand if you heard: clapping...?” (wait for students to raise their hand, and notice which kids make that choice) “or stomping?” (wait for students to raise their hand and notice which kids make that choice). Tell the kids who chose the correct sound to step backwards toward the leader two times. The kids who choose incorrectly stay in place. Continue with different sounds until the kids reach the leader.

Bible story connection: In our Bible story today, we will learn how Adam and Eve heard two different voices and had to choose which one to trust.

MATERIALS NEEDED:

- Device to play music
- Random noise-making objects
- Painter’s tape

LARGE GROUP GAME: LAND, SEA, AIR

Materials: A line on the ground (could use removable tape, such as painter's tape)

Object of game: To respond.

How to play: Choose a spot with a natural line, such as a line on the gym floor, or place a small piece of tape on the floor. Have kids stand on the line. Identify behind the line as "land", in front of the line as "sea", and jumping directly up as "air". Have the kids follow your directions. Say the commands "land", "sea", and "air" in no particular order. If the kids make a mistake, have them do three jumping jacks and try again.

Bible Story Connection: In our Bible story today, we will learn about how Adam and Eve had to listen carefully to God's voice and His instructions.



LESSON 1: PRIMARY SMALL GROUP

Do you trust me?

MAIN IDEA

Kids will know the origin of sin, how it separates us from God, and his provision for sinners.

BIBLE PASSAGES

- Genesis 3

MEMORY VERSE

For everyone has sinned; we all fall short of God's glorious standard.

Romans 3:23, NLT



Prepare your heart to teach.
Plan for the lesson.



Connect with the kids and make them feel heard and cared for. (15 minutes)



Facilitate activity and study to help kids know and love Jesus. (20-25 minutes)



Lead kids to live out the mission of the Gospel. (5-10 minutes)

Prepare



Prepare your heart to teach.
Plan for the lesson.

QUESTIONS

- How can you be praying for the students this week?
- Are there any specific students or requests you can pray for?
- Are there any adaptations that you can make to the lesson this week to better serve the kids in your small group or make your small group more effective?
- How can you connect with the students outside of club over the next few weeks? Is there a sporting event or performance you can go to? Can you plan a casual park or fast-food meet-up with them and their families (as a group or individually)?

MATERIALS NEEDED:

- A Bible
- Name tags
- Snack, 1 per child
- (Alternative snack) Fruit snacks or cookies and carrots, broccoli, or apple slices
- (Optional) Printout 2: Snack & Sort Pictures, 1 per small group
- (Optional) Printout 3: Animal Coverings, 1 per small group (pre-cut, on cardstock preferably)
- Printout 4: Salvation Prayer, 1 per child
- Memory Verse Cards, 1 per child (on cardstock if desired, for durability)

Connect



Connect with the kids and make them feel heard and cared for.
(15 minutes)

Small Group Session 1

ICE BREAKER

Distribute name tags and snacks. Choose one of the following icebreaker activities to do together while children eat their snack:

- Option 1: Ask the children to share their highs and lows (the best and worst things that happened to them either today or from the past week).
- Option 2: Ask the children to take turns sharing how they're feeling today using the "How Are You Feeling?" chart (from the CKC Games Bag).

PRAY TOGETHER

Collect prayer requests from the students. The leader or a student can pray for the entire group or a leader can pair up students and invite them to pray for one another.

ACTIVITY OPTION 1: SENSIBLE OR SWEET?

For snacks, give kids the option of a healthy treat (e.g., carrots, apple slices, or broccoli) or sweet (e.g., fruit snacks or cookies).

Ask, **Was that an easy or hard choice?**

ACTIVITY OPTION 2: SNACK & SORT

Give kids snacks and show pictures of different food options while asking kids to sort between snacks that make our body and mind stronger and snacks that only give us energy for a little bit.

Ask, **Is it easy to make a good choice?**

Tell me about a time you had a food craving. (Listen to students' answers.) **Sometimes we want to eat certain food even though we know it won't make our bodies or minds any stronger. That same craving can be felt when we have a temptation to do the wrong thing. This is because of our sinful nature.**

HELPFUL HINT

Talk about a time you were tempted to do the wrong thing (e.g., driving over the speed limit or lying about not brushing your teeth, etc.). Keep it child-appropriate and don't overshare.

Have you ever wanted to do the wrong thing? (Allow students to share briefly.)

Have you ever wondered why we all feel these cravings to do bad?

Today, we are going to listen to a story that happened a long time ago. It's in the Bible (God's Holy Word) and it explains how our sinful nature separates us from God.

Dismiss to Large Group or Games.

Heart



Facilitate activity and study to help kids know and love Jesus.
(20-25 minutes)

Small Group Session 2

Open up the Bible to Genesis 3. Review the Bible Skit by asking any of these questions:

- **Name one of the characters from our Bible story.** (Let each kid give a response.)
- **Who were the main characters?**
- **Who were the other characters?**
- **What was the setting of our story? Where were they, and what was happening in the story?**
- **What was the main problem? What was the solution?**
- **Is this just a story, or did this really happen in real life?**

HELPFUL HINT

Consider using the Games Bag Game - Zap to keep kids more engaged for these questions.

ACTIVITY: ANIMAL COVERING MEMORY GAME

Show kids different animal cards and animal fur cards. Set up cards for the game Memory by placing them in a grid on the floor or table.

Shuffle the cards and lay them face down in rows to form a grid. Make sure the cards are arranged in such a way that players cannot see their faces.

The first player flips over two cards, one at a time. If the two cards match, the player takes the pair and gets another turn. If the two cards do not match, flip them face down in the same positions.

Next Player's Turn: The next player then takes their turn, repeating the process. Allow each student an opportunity to take a turn.

GOOD NEWS OR BAD NEWS?

Say, **Life is full of good things and bad things that happen. Listen to these scenarios.**

For good news: smile, stand up, two thumbs up. For bad news: sit down, two thumbs down, frown.

- You got to be the line leader for your class.
- Your friend accidentally ran into your foot and made your shoe come off.
- They served fruit slushies at lunch.
- You ate your slushie so fast you got a brain freeze headache.
- You get to have Chick-fil-A for dinner.
- The fries were cold and soggy.

- You complained about your soggy fries and your parents called you ungrateful.
- You have to sit in your room for timeout.
- You apologize to your parents and thank them for letting you get Chick-fil-A.
- We are all sinners who are separated from God.
- God sent Jesus to save us so that we can live with Him forever.

Just as you all agreed, the bad news is that we are all sinners who are separated from God. But the good news is that God did what he promised and sent Jesus to save us so that we can live with him forever!

Hands



Lead kids to live out the mission of the Gospel.
(5-10 minutes)

Small Group Session 2

WRAP IT UP

Recap with the students, and ask a student to summarize the lesson for the group.

What did you learn today?

We all make mistakes, which is called sin, and we deserve to be punished when we sin.

What are some things that you do that could be sin? (disobey parents or teachers, steal something, lie, etc.)

If someone does something wrong to you (like hitting you or lying to you), what do you want to happen to them?

In the same way, when we do something wrong, we should get punished for it so that we learn that it is wrong.

Adam and Eve sinned, and they got punished. The good news is that God loves us even when we make mistakes and sin. Even though we deserve punishment for our sins, God has promised to save us from the punishment for our sins. That is good news!

When you disobey your parents or a teacher or you hurt someone else, you might still have an earthly consequence (like timeout, not getting to do something you want to do, etc.), but your eternal consequence is paid for by Jesus' death.

RESPONSE & REFLECTION

Print out and practice the memory verse for this unit (Romans 3:23).

Consider creating hand motions to help students memorize the verse. You can also take a look at Memory Verse Game Ideas. Additionally, you can consider using the Romans 3:23 song to help students learn the verse.

Consider printing and re-introducing the example of salvation prayer (Printout 4). Read it one time out loud and suggest that they put it somewhere special at home. When they feel God leading them to believe and follow Jesus, then they will have it available to them and their parents as a guide for how to pray for salvation. Encourage them to let you know if they do so you can rejoice with them and welcome them into God's family.

Say, If you remember, at the start of Crossroads this year, I shared this prayer with you. As we get closer to Easter, we are celebrating something very special. It is the good news of Jesus, that he died on the cross to take the punishment for the sins we have committed, and then God rose Jesus from the dead three days later. The Bible says that everyone who believes this about Jesus will be saved. I want each of you to believe in Jesus and be saved.

Pray with the students and dismiss them.



Bible Memory Verse
Games



"Romans 3:23"
by CCBC Kids



LESSON 1: INTERMEDIATE SMALL GROUP

Do you trust me?

MAIN IDEA

Kids will know the origin of sin, how it separates us from God, and his provision for sinners.

BIBLE PASSAGES

- Genesis 3

MEMORY VERSE

For everyone has sinned; we all fall short of God's glorious standard.

Romans 3:23, NLT



Prepare your heart to teach.
Plan for the lesson.



Connect with the kids and make them feel heard and cared for. (15 minutes)



Facilitate activity and study to help kids know and love Jesus. (20-25 minutes)



Lead kids to live out the mission of the Gospel. (5-10 minutes)

Prepare



Prepare your heart to teach.
Plan for the lesson.

QUESTIONS

- How can you be praying for the students this week?
- Are there any specific students or requests you can pray for?
- Are there any adaptations that you can make to the lesson this week to better serve the kids in your small group or make your small group more effective?
- How can you connect with the students outside of club over the next few weeks? Is there a sporting event or performance you can go to? Can you plan a casual park or fast-food meet-up with them and their families (as a group or individually)?

MATERIALS NEEDED:

- A Bible
- Name tags
- Snack, 1 per child
- (Alternative snack) Fruit snacks or cookies and carrots, broccoli, or apple slices
- (Optional) Balloon, 1 per pair of children
- (Optional) Printout 2: Snack & Sort Pictures, 1 per small group
- (Optional) Printout 3: Animal Coverings, 1 per small group (pre-cut, on cardstock preferably)
- Printout 4: Salvation Prayer, 1 per child
- Memory Verse Cards, 1 per child (on cardstock if desired, for durability)

Connect



Connect with the kids and make them feel heard and cared for.
(15 minutes)

Small Group Session 1

ICE BREAKER

Distribute name tags and snacks. Choose one of the following icebreaker activities to do together while children eat their snack:

- Option 1: Ask the children to share their highs and lows (the best and worst things that happened to them either today or from the past week).
- Option 2: Ask the children to take turns sharing how they're feeling today using the "How Are You Feeling?" chart (from the CKC Games Bag).
- Alternative Option: Balloon Bounce Verse Game
Have the kids stand in a circle (or in pairs if you're working with a smaller group). Give the balloon to one player.

The goal is to keep the balloon in the air by tapping it, but each time a player hits the balloon, they must say the next word or phrase in the verse. For example, the verse is, For everyone has sinned; we all fall short of God's glorious standard. The first person says, "For," the next person says, "everyone," and so on.

If someone drops the balloon or forgets their part of the verse, they can start from the beginning or pick up from the last completed word, depending on how challenging you want it to be.

PRAY TOGETHER

Collect prayer requests from the students. The leader or a student can pray for the entire group, or a leader can pair up students and invite them to pray for one another. Make sure to pray specifically for the students to understand how our sin separates us from God, and praise God for sending Jesus to give us eternal life.

Begin by asking students the following questions:

- **What is your favorite food to eat?**
- **Do you know how to cook or make any food yourself?**

ACTIVITY OPTION 1: SENSIBLE OR SWEET?

For snacks, give kids the option of a healthy treat (e.g., carrots, apple slices, or broccoli) or sweet (e.g., fruit snacks or cookies).

Ask, **Was that an easy or hard choice?**

ACTIVITY OPTION 2: SNACK & SORT

Ask the students to use the printout to work as a team to create a meal plan for dinner for their family that will help their bodies and minds grow strong. They can add other food items that they think of but need to include at least 2 of these items.

Ask, **Is it easy to make a healthy choice?**

Were you tempted to include some of the candy donuts and chips in your dinner plan? Why or why not?

Sometimes we want to eat some foods even though we know it doesn't make us stronger.

Tell me about a time you had a food craving. (Listen to students' answers.) **That same craving can be felt when we have a temptation to do the wrong thing. This is because of our sinful nature.**

HELPFUL HINT

Talk about a time you were tempted to do the wrong thing (e.g., driving over the speed limit or lying about not brushing your teeth, etc.). Keep it child-appropriate and don't overshare.

Have you ever wanted to do the wrong thing? (Allow students to share briefly.)

Have you ever wondered why we all feel these cravings to disobey what God wants us to do?

Today, we are going to listen to a story that happened a long time ago. It's in the Bible (God's Holy Word) and it explains how our sinful nature separates us from God.

Dismiss to Large Group or Games.

Heart



Facilitate activity and study to help kids know and love Jesus.
(20-25 minutes)

Small Group Session 2

Open up the Bible to Genesis 3. Review the Bible Skit by asking any of these questions:

- **Name one of the characters from our Bible story.** (Let each kid give a response.)
- **Who were the main characters?**
- **Who were the minor characters? Protagonist? Antagonist?**
Explain these words:
PROTAGONIST is the leading character.
ANTAGONIST is a person who actively opposes or is hostile to someone or something.
- **What was the setting of our story? Where were they, and what was happening in the story?**
- **What was the main problem? What was the solution?**
- **Is this just a story, or did this really happen in real life?**
- **Do you have any questions for me from the Skit?**

This is a great time to help kids dig deeper in their understanding of sinful nature. It's okay if you don't know the answer to some of their questions. Just answer with something like, "That's a great question. Let's study more to find the answer."

HELPFUL HINT

Consider using the Games Bag Game - Zap to keep kids more engaged for these questions.

ACTIVITY: ANIMAL COVERING MEMORY GAME

Break into groups of two to three students (print several copies of Printout 2 and put into ziplock bags for each group.

Show kids different animal cards and animal fur cards. Set up cards for the game Memory by placing them in a grid on the floor or table.

Shuffle the cards and lay them face down in rows to form a grid. Make sure the cards are arranged in such a way that players cannot see their faces.

The first player flips over two cards, one at a time. If the two cards match, the player takes the pair and gets another turn. If the two cards do not match, flip them face down in the same positions.

Next Player's Turn: The next player then takes their turn, repeating the process. Allow each student an opportunity to take a turn.

Were you tempted to cheat and peek at the cards?

That feeling inside of you was “temptation” and is a part of being human. However, it is not sin until you act on it. When you choose to cheat, then you have sinned, and that separates us from God.

For believers in Jesus, who have given their lives to him, we feel separated, and the Holy Spirit makes us feel bad about it.

For those who have not chosen to believe in Jesus yet, it adds to the sin that separates us from God and doesn’t allow us to enter heaven.

GOOD NEWS OR BAD NEWS?

Say, Life is full of good things and bad things that happen. Listen to these two examples, and then we will go around in a circle and everyone will share one thing for others to choose if it’s good new or bad news.

For good news: smile, stand up, two thumbs up. For bad news: sit down, two thumbs down, frown. Share two examples, and let the students come up with their own. Use the list of examples if your students are struggling to come up with their own.

- You got to be the line leader for your class.
- Your friend accidentally ran into your foot and made your shoe come off.
- They served fruit slushies at lunch.
- You ate your slushie so fast you got a brain freeze headache.
- You get to have Chick-fil-A for dinner.
- The fries were cold and soggy.
- You complained about your soggy fries and your parents called you ungrateful.
- You have to sit in your room for timeout.
- You apologize to your parents and thank them for letting you get Chick-fil-A.
- We are all sinners who are separated from God.
- God sent Jesus to save us so that we can live with Him forever.

Just as you all agreed, the bad news is that we are all sinners who are separated from God. But the good news is that God did what he promised and sent Jesus to save us so that we can live with him forever!

Hands



Lead kids to live out the mission of the Gospel.
(5-10 minutes)

Small Group Session 2

WRAP IT UP

Recap with the students, and ask a student to summarize the lesson for the group.

What did you learn today?

We all make mistakes, which is called sin, and we deserve to be punished when we sin.

What are some things that you do that could be sin? (disobey parents or teachers, steal something, lie, etc.)

What happens when you do something wrong? What if you lied to your parents?

In the same way, when we do something wrong, we should get punished for it so that we learn that it is wrong.

Adam and Eve sinned, and they got punished. The good news is that God loves us even when we make mistakes and sin. Even though we deserve punishment for our sins, God has promised to save us from the punishment for our sins. That is good news!

When you disobey your parents or a teacher or you hurt someone else, you might still have an earthly consequence (like timeout, not getting to do something you want to do, etc.), but your eternal consequence is paid for by Jesus' death.

RESPONSE & REFLECTION

Print out and practice the memory verse for this unit (Romans 3:23).

Consider creating hand motions to help students memorize the verse. You can also take a look at Memory Verse Game Ideas. Additionally, you can consider using the Romans 3:23 song to help students learn the verse.

Consider printing and re-introducing the example of salvation prayer (Printout 4). Read it one time out loud and suggest that they put it somewhere special at home. When they feel God leading them to believe and follow Jesus, then they will have it available to them and their parents as a guide for how to pray for salvation. Encourage them to let you know if they do so you can rejoice with them and welcome them into God's family.

Say, If you remember, at the start of Crossroads this year, I shared this prayer with you. As we get closer to Easter, we are celebrating something very special. It is the good news of Jesus, that he died on the cross to take the punishment for the sins we have committed, and then God rose Jesus from the dead three days later. The Bible says that everyone who believes this about Jesus will be saved. I want each of you to believe in Jesus and be saved.

Pray with the students and dismiss them.



Bible Memory Verse
Games



"Romans 3:23"
by CCBC Kids

Memory Verse Cards

MEMORY VERSE

For everyone has sinned; we all fall short of God's glorious standard.

Romans 3:23, NLT

MEMORY VERSE

For everyone has sinned; we all fall short of God's glorious standard.

Romans 3:23, NLT

MEMORY VERSE

For everyone has sinned; we all fall short of God's glorious standard.

Romans 3:23, NLT

MEMORY VERSE

For everyone has sinned; we all fall short of God's glorious standard.

Romans 3:23, NLT

MEMORY VERSE

For everyone has sinned; we all fall short of God's glorious standard.

Romans 3:23, NLT

MEMORY VERSE

For everyone has sinned; we all fall short of God's glorious standard.

Romans 3:23, NLT

Printout 1A

GOD

ADAM

Printout 1B

EVE

**TREE
OF
LIFE**

Printout 1C



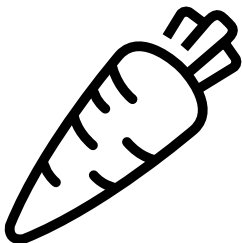



**TREE OF
KNOWLEDGE
OF
GOOD & EVIL**

Printout 1D









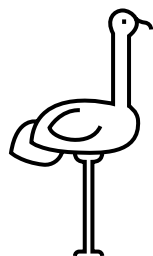

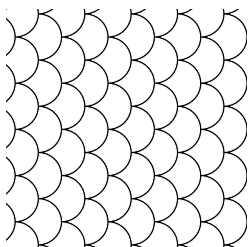



LAMB

SERPENT

Printout 2: Snack & Sort Pictures



Printout 3: Animal Covering Match



Printout 4

SALVATION PRAYER:

Faith in Jesus is what saves someone. It is not about saying the right words in a prayer. Believing that Jesus died on the cross and rose again from the dead to take the punishment for your sins is how you are saved. (Romans 10:9)

**“Lord Jesus, I confess that I have sinned against you.
I turn from my sin right now.
I believe that you died on the cross to pay the punishment for my sins.
I receive you as the Lord and Savior of my life. I give my life to you.
In Jesus’ name, amen.”**

God loves you! Believing in Jesus Christ as your Lord and Savior is about more than avoiding Hell, it’s about being able to spend eternity with the God who loves you and wants to know you personally. (John 3:16)

SALVATION PRAYER:

Faith in Jesus is what saves someone. It is not about saying the right words in a prayer. Believing that Jesus died on the cross and rose again from the dead to take the punishment for your sins is how you are saved. (Romans 10:9)

**“Lord Jesus, I confess that I have sinned against you.
I turn from my sin right now.
I believe that you died on the cross to pay the punishment for my sins.
I receive you as the Lord and Savior of my life. I give my life to you.
In Jesus’ name, amen.”**

God loves you! Believing in Jesus Christ as your Lord and Savior is about more than avoiding Hell, it’s about being able to spend eternity with the God who loves you and wants to know you personally. (John 3:16)