

# ELECTRIC FRONT LOAD DRYER

8.0 Cu. Ft.

EFMC427UIW

Perfect Steam™ Dryer with IQ-Touch™ Controls



## PRODUCT DIMENSIONS

|        |         |
|--------|---------|
| Height | 38"     |
| Width  | 27"     |
| Depth  | 31-1/2" |

## MORE EASY-TO-USE FEATURES

### EXTRA-LARGE CAPACITY DRYER

Dry more in each load with our 8.0 cu.ft. dryers.

### 7 CYCLES TO CARE FOR EVERY FABRIC

Perfectly dry every item with tailored cycles for towels, delicates, and more.

### FITS MORE ROOMS WITH REVERSIBLE DOOR

Enjoy easy loading no matter how your washer and dryer are configured.

### OPTIONAL PEDESTALS AND STACKING KIT FOR MORE INSTALLATION OPTIONS

Raise your units with optional pedestal drawers that provide extra storage. Or use the optional stacking kit for convenient placement in small spaces.

### LUXURY-DESIGN® LIGHTING

Conveniently find any article of clothing with premium LED lighting that provides visibility inside your dryer.

### BRILLIANT LED DISPLAY SHINES IN EVEN THE DARKEST LAUNDRY ROOMS

Our beautifully bright display illuminates information on cycles and lets you know how much time is left.

### LUXURY-QUIET™ SOUND SYSTEM

So quiet you can run it whenever you want without disrupting your household.

### CONTROL LOCK

To help avoid unwanted use.

## SIGNATURE FEATURES



### KEEPS CLOTHES LOOKING THEIR BEST

Clothes are gently tumbled while moisture sensors detect when clothes are dry to prevent over-drying.



### 20-MINUTE FAST DRY¹

Quickly dry the items you need most.



### ENERGY STAR®-CERTIFIED

Rigorously tested to do more with less. Electrolux dryers meet strict criteria to guarantee high-quality energy efficient performance.



### PERFECT STEAM™ WRINKLE RELEASE OPTION

Gently releases wrinkles and reduces static to keep clothes looking their best.

Available in:



Island White  
(IW)

¹Fastest time based on smallest load/Fast Dry cycle selected for various load compositions.

# ELECTRIC FRONT LOAD DRYER

EFMC427UIW



## 27" ELECTRIC FRONT LOAD DRYER

|                 |            |
|-----------------|------------|
| Capacity D.O.E. | 8.0 Cu.Ft. |
|-----------------|------------|

### FEATURES

|                           |                    |
|---------------------------|--------------------|
| Pull-to-Open Door         | Yes                |
| IQ-Touch™ Controls        | Yes                |
| Perfect Steam™ Dry System | Yes                |
| Dry System                | Luxury-Dry™        |
| Sound System              | Luxury-Quiet™      |
| Lighting                  | Luxury-Design® LED |
| Tumble System             | Gentle Tumble™     |
| Moisture Sensor           | Yes                |
| Dryer Drum                | Painted Steel      |
| Tumble Speed (RPM)        | 50                 |
| Reversible Door           | Yes                |
| Adjustable Leveling Legs  | Yes                |
| ENERGY STAR®              | Yes                |

### CYCLES

|   |   |
|---|---|
| Timed Dry (30, 45, 60), Heavy Duty, Mixed Load, Towels, Normal, 20-Min. Fast Dry, Delicates | 7 |
|---|---|

### OPTIONS

|                             |        |
|-----------------------------|--------|
| Temperature Selections      | 4      |
| Add Steam                   | Yes    |
| Electronic Auto Dry System  | Yes    |
| Manual Timed Dry Selections | 4      |
| Delay Start (Hours)         | 12     |
| End-of-Cycle Chime          | On/Off |
| Dryness Levels              | 4      |

### INSTALLATION OPTIONS

|  |     |
|--|-----|
| Freestanding, Under Counter*, Stacked (Above Washer), Pedestal, Hidden (In Closet), Second Floor | Yes |
| 4-Way Dryer Venting  | Yes |

### ACCESSORIES

|  |          |
|--|----------|
| Luxury-Glide® Pedestal with Spacious Storage Drawer—Island White — PN # EPWD257UIW | Optional |
| Dryer Stacking Kit — PN # STACKIT7X  | Optional |
| Drying Rack — PN # A04840701   | Optional |
| Assembly Hose Kit — PN # 5304495002  | Optional |

### SPECIFICATIONS

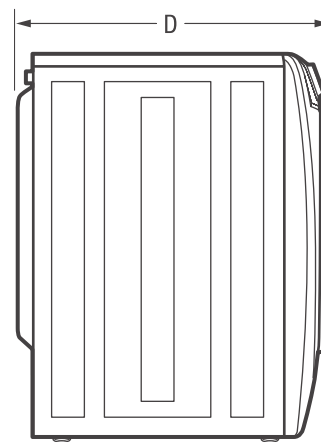
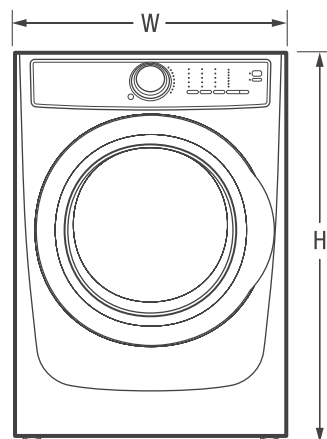
|  |                |
|--|----------------|
| Colour —                               |                |
| Island White                           | IW             |
| Maximum Exhaust Duct Length** (Ft.)    | 125            |
| Power Supply Connection Location       | Rear           |
| Voltage Rating                         | 240V/60 Hz/30A |
| Connected Load (kW Rating) @ 240 Volts | 6.0            |
| Amps @ 240 Volts                       | 25             |
| Heating Element @ 240 Volts (Watts)    | 5,400          |
| Shipping Weight (Approx.)              | 140 Lbs.       |

\*Side-by-Side units in under-counter installation require custom-built countertop and/or cabinetry.

\*\*Rigid metal duct preferred, semi-rigid optional and allow deductions for elbows and vents. Refer to Installation Guide on web for additional information.

NOTE: Always consult local and national electric and plumbing codes. Refer to Product Installation Guide for detailed installation instructions on the web at [electroluxappliances.ca](http://electroluxappliances.ca).

Specifications subject to change.



### PRODUCT DIMENSIONS

|   |         |
|---|---------|
| Height (without 15" Pedestal)               | 38"     |
| (with 15" Pedestal)                         | 53-1/4" |
| Width                                       | 27"     |
| Depth (to Centre of Arc Not Including Hose) | 31-1/2" |
| (with Door 90° Open)                        | 50-5/8" |

## Electrolux Major Appliances, N.A.

CANADA • 5855 Terry Fox Way • Mississauga, ON L5V 3E4 • 1-800-265-8352 • [electroluxappliances.ca](http://electroluxappliances.ca)

EFMC427U 05/18

© 2018 Electrolux Major Appliances, N.A.

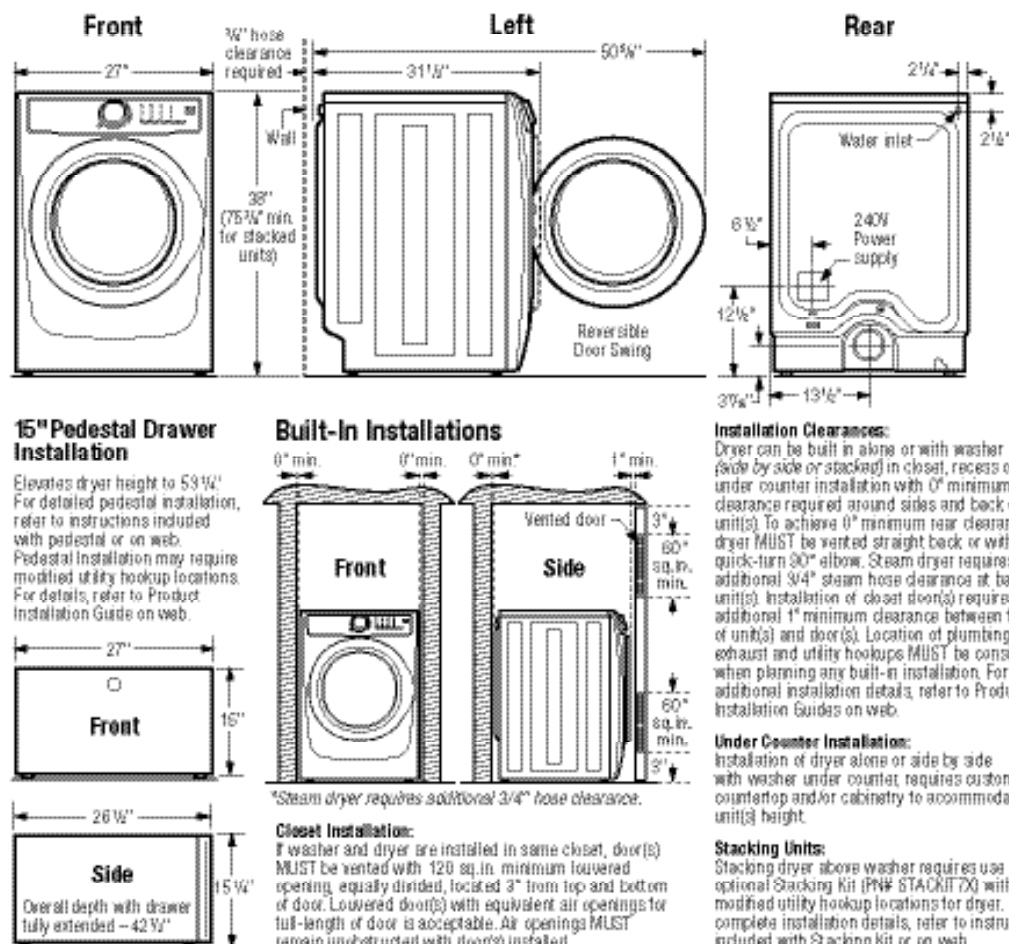


High standards of quality at Electrolux Home Products, Inc. mean we are constantly working to improve our products. We reserve the right to change specifications or discontinue models without notice.

Printed in Canada

# ELECTRIC FRONT LOAD DRYER

EFMC427UIW



## Electric Dryer Specifications

- Product Weight – 130 Lbs. / Shipping Weight – 140 Lbs.
- Voltage Rating – 240/60 Hz/30A
- Single phase 3- or 4-wire cable, 240 Volt, 60 Hertz AC only electrical supply with ground required on separate circuit fused on both sides of line. *(Do not use same circuit as washer.)*
- Connected Load (kW Rating) @ 240 Volts = 6.0 kW
- Amps @ 240V = 25A
- Dryer MUST employ a 3-conductor NEMA 10-30 type SRDT or 4-conductor NEMA 14-30 type SRDT or ST (as required), rated at 240 volt AC minimum, 30 amp power supply cord marked for use with clothes dryers *(not supplied)*.
- Grounding through neutral link prohibited in specific applications and certain locales, requiring use of 4-wire system. *(For detailed electrical requirements, refer to Product Installation Guide on web.)*
- Always consult local and national electric & plumbing codes.
- Can be installed alone, with or without optional 15" pedestal drawer, or stacked above matching Electrolux Washer, which requires installation of optional dryer stacking kit. *(For installation details, refer to instructions included with optional pedestal or stacking kit or on web.)*
- Can be built in alone or with matching Electrolux Washer *(side by side or stacked)* in closet, recess or under counter installation with 0" minimum clearance required around sides and back of unit(s). To achieve 0" minimum rear clearance, dryer MUST be vented straight back or with quick-turn 90° elbow. Steam dryer requires additional 3/4" steam hose clearance at back of unit(s). Installation of closet door(s) requires additional 1" minimum clearance between front of unit(s) and door(s). Location of plumbing, exhaust and utility hookups MUST be considered when planning any built-in installation.
- Under-counter installation requires custom-built countertop and/or cabinetry to accommodate unit(s) height.
- Do NOT install in area exposed to dripping water or outdoor weather conditions, or where gasoline or other flammables, including automobiles, are kept or stored.
- For garage installation, dryer MUST be located minimum 18" above floor.
- Floor MUST be solid with 1" maximum slope. To ensure vibration or movement does not occur, reinforcement of floor may be necessary. Do NOT install on carpeted surface.
- Dryer MUST exhaust to outside of building, NOT into any concealed space.
- Dryer equipped for 4-way venting and approved for up to 125-foot-equivalent of duct length, determined by length of run and number of elbows needed.
- Exhaust installation requires minimum 4"-diameter rigid or semi-rigid metal duct with approved, unobstructed vent hood having swing-out damper(s). If installing rigid metal duct (preferred), do not exceed MAXIMUM venting run length of 125 ft., allow deductions for elbows and vents. If installing semi-rigid metal duct, do not exceed MAXIMUM venting run length of 8 ft., always allow deductions for elbows and vents. *(Refer to Product Installation Guide on web for additional information)*. Do NOT use flexible plastic or metal foil duct and use shortest run possible.
- Leveling legs supplied to level dryer properly and reduce excessive noise and vibration.
- Water inlet hose for steam setting connects to cold water supply with "Y" connector and requires 3/4" clearance between back of unit and wall.

**Note:** For planning purposes only. Refer to Product Installation Guide on the web at [electroluxappliances.ca](http://electroluxappliances.ca) for detailed instructions.

## Optional Accessories

- Pedestal Drawers – Island White (PN # EPWD257UIW).
- Dryer Stacking Kit – (PN # STACKIT7X).
- Drying Rack – (PN # A04840701).
- Assembly Hose Kit – (PN # 5304495002).



## Electrolux Major Appliances, N.A.

CANADA • 5855 Terry Fox Way • Mississauga, ON L5V 3E4 • 1-800-265-8352 • [electroluxappliances.ca](http://electroluxappliances.ca)

EFMC427U 05/18

© 2018 Electrolux Major Appliances, N.A.

High standards of quality at Electrolux Home Products, Inc. mean we are constantly working to improve our products. We reserve the right to change specifications or discontinue models without notice.

Printed in Canada