

SAMSUNG

Product Guide

29 cu. ft. Smart BESPOKE 4-Door Flex™ Refrigerator with Customizable Panel Colors

RF29A9675

Available in:
Custom Panel-Ready
Navy Glass
Matte Black Steel




Table of Contents

Product Overview

Product Overview

Carousel Image Order

4

5

Product Messaging

Features and Benefits

Key Visuals

Lifestyle Image

9

14

16

Product Specs

Review Mapping and Related Product

Spec Sheet

Will It Fit Guide

Energy Guide and User Manual

18

19

20

21

Feature Icons

23

Product Overview

**RF29A9675 – 29 cu. ft. Smart BESPOKE 4-Door Flex™ Refrigerator
with customizable panel colors**

Product Overview

Product Title
29 cu. ft. Smart BESPOKE 4-Door Flex™ Refrigerator with Customizable Panel Colors

Product Description
Extra-large capacity Smart 4-Door Flex™ Refrigerator with customizable door panels available in multiple colors and finishes. It features the Beverage Center with both a water dispenser and AutoFill Water Pitcher, plus a Dual Ice Maker with Ice Bites.

Available Colors



Custom Panel-Ready
RF29A9675AP



Navy Glass
RF29A967541



Matte Black Steel
RF29A9675MT



RF29A967541 Navy Glass Carousel Image Order

Easy Ad Links: RF29A967541
R.COM <https://dam.gettyimages.com/p/z0c3461/external?q=RF29A967541%20Carousel%20Images%20RCOM>
S.COM <https://dam.gettyimages.com/p/z0c3461/external?q=RF29A967541%20Carousel%20Images%20SCOM>
360 Spin <https://dam.gettyimages.com/p/z0c3461/external?q=RF29A967541%20360%20Spins>



RF29A9675MT Matte Black Steel Carousel Image Order

Easy Ad Links: RF29A9675MT
R.COM <https://dam.gettyimages.com/p/z0c3461/external?q=RF29A9675MT%20Carousel%20Images%20RCOM>
S.COM <https://dam.gettyimages.com/p/z0c3461/external?q=RF29A9675MT%20Carousel%20Images%20SCOM>
360 Spin <https://dam.gettyimages.com/p/z0c3461/external?q=RF29A9675MT%20360%20Spins>




Carousel Images – Easy Ads Links





R.COM
Matte Black Steel: https://dam.gettyimages.com/p/z0c3461/external?o=AND&q=RF29A9675MT%20Carousel%20Images%20RCOM
Tuscan Steel: https://dam.gettyimages.com/p/z0c3461/external?o=AND&q=RF29A9675%20Tuscan%20Steel%20Carousel%20Images%20RCOM
Navy Steel: https://dam.gettyimages.com/p/z0c3461/external?o=AND&q=RF29A9675%20Navy%20Steel%20Carousel%20Images%20RCOM
White Glass: https://dam.gettyimages.com/p/z0c3461/external?o=AND&q=RF29A9675%20White%20Glass%20Carousel%20Images%20RCOM
Rose Pink Glass: https://dam.gettyimages.com/p/z0c3461/external?o=AND&q=RF29A9675%20Rose%20Pink%20Glass%20Carousel%20Images%20RCOM
Navy Glass: https://dam.gettyimages.com/p/z0c3461/external?o=AND&q=RF29A967541%20Carousel%20Images%20RCOM
Grey Glass: https://dam.gettyimages.com/p/z0c3461/external?o=AND&q=RF29A9675%20Grey%20Glass%20Carousel%20Images%20RCOM
Sky Blue Glass: https://dam.gettyimages.com/p/z0c3461/external?o=AND&q=RF29A9675%20Sky%20Blue%20Glass%20Carousel%20Images%20RCOM




S.COM
Matte Black Steel: https://dam.gettyimages.com/p/z0c3461/external?o=AND&q=RF29A9675MT%20SCOM
Tuscan Steel: https://dam.gettyimages.com/p/z0c3461/external?o=AND&q=RF29A9675%20Tuscan%20Steel%20Carousel%20Images%20SCOM
Navy Steel: https://dam.gettyimages.com/p/z0c3461/external?o=AND&q=RF29A9675%20Navy%20Steel%20Carousel%20Images%20SCOM
White Glass: https://dam.gettyimages.com/p/z0c3461/external?o=AND&q=RF29A9675%20White%20Glass%20Carousel%20Images%20SCOM
Rose Pink Glass: https://dam.gettyimages.com/p/z0c3461/external?o=AND&q=RF29A9675%20Rose%20Pink%20Glass%20Carousel%20Images%20SCOM
Navy Glass: https://dam.gettyimages.com/p/z0c3461/external?o=AND&q=RF29A967541%20Carousel%20Images%20SCOM
Grey Glass: https://dam.gettyimages.com/p/z0c3461/external?o=AND&q=RF29A9675%20Grey%20Glass%20Carousel%20Images%20SCOM
Sky Blue Glass: https://dam.gettyimages.com/p/z0c3461/external?o=AND&q=RF29A9675%20Sky%20Blue%20Glass%20Carousel%20Images%20SCOM

Product Messaging

**RF29A9675 – 29 cu. ft. Smart BESPOKE 4-Door Flex™ Refrigerator
with customizable panel colors**

Features and Benefits – RF29A9675				
Overall Product Headline	Feature Name	Long Body Copy	Short Body Copy	Associated Image
Customizable door colors	Color Customization	Customize the design of your refrigerator with changeable door panels. Choose from eight colors and two finishes to create a space that fits your style, the options are endless.	With customizable door panels, choose from eight colors and two finishes to create a space that fits your style, the options are endless.	<div><div>Matte Black Steel</div><div>Tuscan Steel</div><div>Navy Steel</div><div>White Glass</div><div>Rose Pink Glass</div><div>Navy Glass</div><div>Grey Glass (matte)</div><div>Sky Blue Glass (matte)</div></div>
Press or pour – water two ways	Beverage Center	Quick access to refreshingly cool, filtered water two ways. Choose from an internal dispenser or a built-in pitcher that automatically refills, with the option to infuse with a flavor.	Choose from an internal dispenser or a built-in AutoFill Water Pitcher.	
Ice your way	Dual Ice Maker with Ice Bites	Enjoy your favorite beverage with your choice of ice. Select from cubed ice or Ice Bites that chill your drink faster.	Select from cubed ice or Ice Bites that chill your drink faster.	<div><div>Cubed Ice</div><div>Ice Bites</div></div>

Features and Benefits – RF29A9675 (Continued)				
Overall Product Headline	Feature Name	Long Body Copy	Short Body Copy	Associated Image
Convert from fridge to freezer	FlexZone™	Customize your lower-right storage space to be a refrigerator or freezer. With five adjustable settings, you choose what foods to store from fruits and vegetables to your favorite ice cream.	Customize your lower-right storage space to be a refrigerator or freezer.	<div> FlexZone™</div> <div></div>
Superior organizational storage	Extra-large Flexible Storage	With 29 cu. ft. of capacity, this spacious refrigerator is designed for convenience, offering unmatched flexibility and organization to store and access all your favorite foods with ease.	29 cu. ft. of flexible storage space to fit all the food you love, with room for more.	<div></div>
Seamlessly designed for a modern look	Modern Design	A modern look featuring a minimalist exterior with a signature flat door design and recessed handles that blend seamlessly into your kitchen.	Modern look that fits seamlessly into your kitchen.	<div></div>

Features and Benefits – RF29A9675 (Continued)				
Overall Product Headline	Feature Name	Long Body Copy	Short Body Copy	Associated Image
Flexible freshness	Flex Crisper	A flexible storage drawer that is perfect for storing meats, veggies, or cheeses at their optimal temperature with two customizable temperature settings.	A convertible temperature drawer to store all your food at their optimal temperature.	
Fresh air, day after day	UV Deodorizing Filter	Keep the air in your fridge fresh day after day with a built-in deodorizing filter. The filter reduces odor from the air in your fridge, while UV technology continuously cleans the filter itself.	Keep the air in your fridge fresh day after day with a built-in deodorizing filter with UV technology that continuously cleans the filter itself.	
Powerful cooling performance	Triple Cooling	A premium cooling system featuring three evaporators for ultimate freshness and providing precise temperature and humidity controls in all three zones to help your food stay fresher longer.	Precise temperature and humidity controls in all three zones to help your food stay fresher longer.	

90-Day Satisfaction Guarantee

If your panel colors don’t perfectly fit your style, we’ve got you covered with a 90-day exchange period for the front door panels only.*

*Purchasers of Refrigerator Models RF23A9675 and RF29A9675 are eligible to exchange the front door panels once within 90 days of order date for new front door panels of another color. To initiate exchange contact Samsung at 1-833-554-0084 or BESPOKESupport@sea.samsung.com. Dated proof of purchase is required. This is an exchange only option for the front door panels. Exchange process includes removal of old front door panels and installation of new front door panels. All terms, conditions, and limitations in the Refrigerator Limited Warranty apply, including the limitation on implied warranties (where permitted by law).

Key Visuals

**RF29A9675 – 29 cu. ft. Smart BESPOKE 4-Door Flex™ Refrigerator
with customizable panel colors**

Key Visuals

Easy Ads link
<https://dam.gettyimages.com/p/z0c3461/external?q=RF29A9675%20Key%20Visual>



BESPOKE Key Visual Straight Multi-Panel R.COM/S.COM



BESPOKE Key Visual White Glass Navy Glass R.COM/S.COM

Lifestyle Image

**RF29A9675 – 29 cu. ft. Smart BESPOKE 4-Door Flex™ Refrigerator
with customizable panel colors**

Lifestyle Image

Easy Ads link
<https://dam.gettyimages.com/p/z0c3461/external?o=AND&q=RF29A9675%20Lifestyle%20Image>



Sky Blue Glass (matte) and Grey Glass (matte)

Product Specs

**RF29A9675 – 29 cu. ft. Smart BESPOKE 4-Door Flex™ Refrigerator
with customizable panel colors**

Review Mapping

SKU	Type	Color
RF29A9675AP	4-Door Flex™	Custom Panel-Ready
RF29A9675MT	4-Door Flex™	Matte Black Steel
RF29A967541	4-Door Flex™	Navy Glass
RF29A967535	4-Door Flex™	White Glass

Related Product

Water Filter
HAF-QIN

Spec Sheet


Easy Ads link

https://dam.gettyimages.com/p/z0c3461?q=RF29A9675%20Spec%20Sheet

RF29A9675

29 cu. ft. Smart BESPOKE 4-Door Flex™ Refrigerator with Customizable Panel Colors

SAMSUNG



Signature Features

Customizable Door Colors
Customize the design of your refrigerator with changeable color door panels. Choose from 8 colors and 2 finishes to create a space that fits your style – the options are endless.

Beverage Center
Quick access to refreshingly cool, filtered water two ways. Choose from an internal dispenser or a built-in pitcher that automatically refills, with the option to infuse with a flavor.

Dual Ice Maker with Ice Bites
Enjoy your favorite beverage with your choice of ice. Select from cubed ice or Ice Bites that chill your drink faster. Makes up to 6 lbs per day, stores up to 9 lbs total.

BESPOKE 4-Door Flex™ Standard Color Models

Navy Glass

White Glass

Matte Black Steel

Custom Panel-Ready

BESPOKE Panel Color Selection

Matte Black Steel

Tuscan Steel

Navy Steel

White Glass

Rose Pink Glass

Navy Glass

Grey Glass (matte)

Sky Blue Glass (matte)

Design

- Customizable Door Colors
- Beverage Center
- Modern Design
- LED Lighting


Technology


- Dual Ice Maker with Ice Bites and Cubed Ice
- UV Deodorizing Filter
- Wi-Fi Enabled

Performance

- FlexZone™
- Extra-Large Flexible Storage
- FlexCrisper
- Triple Cooling

Rating

 ENERGY STAR® rated: 704 kWh/yr

 ADA Compliant

Spec Sheet - front

RF29A9675

29 cu. ft. Smart BESPOKE 4-Door Flex™ Refrigerator with Customizable Panel Colors

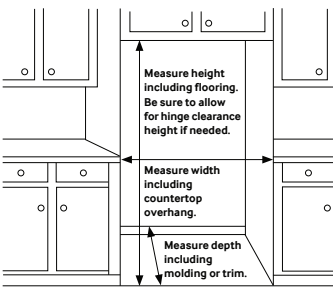
SAMSUNG

Installation Specifications

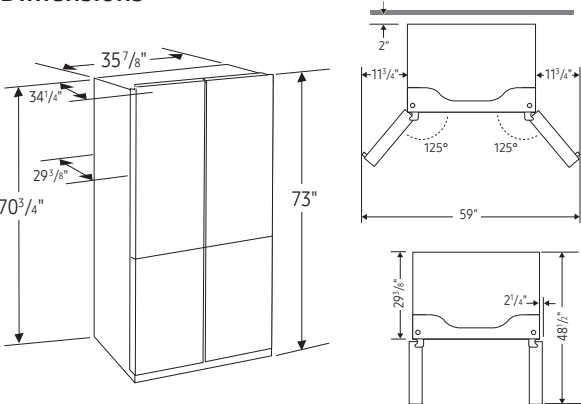
1. Measure the height, width and depth of the opening, making sure to include baseboards, molding tile, countertop overhang, etc. Check to be sure there is enough room to open the door (consider walls, islands or other obstacles when measuring).
2. Refer to illustration below to determine dimensions.
3. Allow 2.5" of clearance on hinge side of refrigerator when installing next to a wall where handle may make contact.
4. Allow 1" minimum clearance at rear for proper air circulation and water/electrical connections. Allow a 5/8" minimum clearance at sides and top for ease of installation.
5. Ensure each door and entryway in the home is wide enough for the refrigerator to be moved through easily.

For optimal usage and ability to open refrigerator doors completely, do not install next to a wall.

Please note: The following dimension and cutout information is for planning purposes only. For complete installation details, consult manual packed with product or download manual online at [samsung.com](https://www.samsung.com).



Dimensions



Product Dimensions

Dimensions (WxHxD with hinges and doors): 35⁷/₈" x 73" x 34¹/₂"

Dimensions (WxHxD without hinges and door): 35⁷/₈" x 70³/₄" x 29⁷/₈"

Shipping Dimensions (WxHxD)

Dimensions: 38¹/₂" x 78⁵/₈" x 36¹/₄"

Color	Model #	UPC Code	Product & Shipping Weight (lbs)	
Matte Black Steel	RF29A9675MT	887276525785	352.7	374.8
Navy Glass	RF29A967541	887276525761	361.6	383.6
White Glass	RF29A96753S	887276595337	164	174
Custom Panel-Ready	RF29A9675AP	887276525778	330.7	352.7

Spec Sheet - back

Will It Fit Guide

Easy Ads link

https://dam.gettyimages.com/p/z0c3461?q=RF29A9675%20Spec%20Sheet

29 cu. ft. BESPOKE 4-Door Flex™
MODEL RF29A9675 DIMENSIONS

SAMSUNG

Be sure your new fridge will fit

Don't wait until delivery to be sure your new refrigerator will fit – both in your kitchen and through all doorways. This guide includes all pertinent measurements and clearances so you can buy with confidence.

WIDTH
(FITS 36" OPENING)
35 1/2"

DEPTH TO DOOR
34 1/4"

DEPTH WITHOUT DOOR
29 1/4"

HEIGHT WITHOUT HINGE
70 1/4"

HEIGHT WITH DOORS AND HINGE
73"

REAR WALL

2" WALL CLEARANCE

DEPTH WITHOUT DOOR
29 1/4"

CUTOUT DEPTH
31 3/4"

TOTAL INSTALLATION DEPTH
36 1/4"

DEPTH WITH DOOR OPEN 90°
48 1/2"

WITH DOORS OPEN 125°
59"

TOP OF REFRIGERATOR

Standard Depth Refrigerator

Standard depth refrigerators typically measure 30 to 35 inches in depth, as opposed to counter depth refrigerators that sit flush with cabinetry.

Measure height including flooring. Be sure to allow for hinge clearance height if needed.

Measure width including countertop overhang.

Measure depth including molding or trim.

Installation clearances

✓Allow 3 3/4" of clearance when installing along a wall. This will allow for the door to open 90 degrees without the handle contacting the wall.

✓Allow 2" minimum clearance at rear for proper air circulation and water/electrical connections.

✓Allow a 3/8" minimum clearance at sides and top for ease of installation.

For optimal usage and ability to open refrigerator doors completely, do not install next to a wall.

Please note: The above dimension and cutout information is for planning purposes only. For complete installation details, consult manual packed with product or download manual online at [samsung.com](#).

Walk the delivery route

✓Identify the narrowest opening that the appliance will travel through, from outside the home to the location where it will be installed.

✓Appliance depth or width must be smaller than the width of the narrowest opening.

Will It Fit Guide

Refrigerator: Overview | Messaging | Specs | Icons

Samsung proprietary and confidential

Energy Guide and User Manual

Easy Ads link

https://dam.gettyimages.com/p/z0c3461/external?o=AND&q=RF29A9675%20Energy%20Label

U.S. Government

Federal law prohibits removal of this label before consumer purchase.

ENERGYGUIDE

Refrigerator-Freezer

Automatic Defrost

Bottom-Mounted Freezer

No Through-the-Door Ice Service

Samsung

Model RF29A9675**

Capacity: 29.0 Cubic Feet

Compare ONLY to other labels with yellow numbers.

Labels with yellow numbers are based on the same test procedures.

Estimated Yearly Energy Cost

\$84

Cost Ranges

Models with similar features

\$78\$86

All models

\$78\$107

704 kWh

Estimated Yearly Electricity Use

ENERGY STAR

Your cost will depend on your utility rates and use.

Both cost ranges based on models of similar size capacity.

Models with similar features have automatic defrost, bottom-mounted freezer, and no through-the-door ice.

Estimated energy cost based on a national average electricity cost of 12 cents per kWh.

ftc.gov/energy

Energy Guide

Easy Ads link

https://dam.gettyimages.com/p/z0c3461?o=AND&q=RF29A9675%20User%20Manual

Refrigerator

User manual

Free Standing Appliance

SAMSUNG

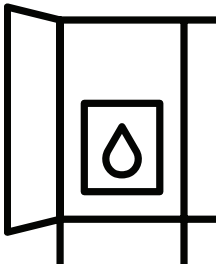
User Manual

Feature Icons

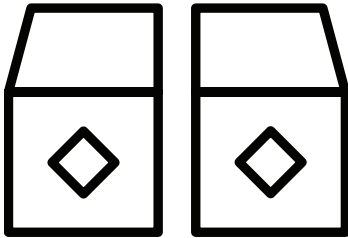
**RF29A9675 – 29 cu. ft. Smart BESPOKE 4-Door Flex™ Refrigerator
with customizable panel colors**

Feature Icons


Easy Ads link
<https://dam.gettyimages.com/p/z0c3461/external?o=AND&q=9675%20Icons>




Beverage Center



Dual Auto Ice Maker



FlexZone™



Wi-Fi Connectivity



ENERGY STAR®
Certified

SAMSUNG