

ELECTRIC FRONT LOAD DRYER

8.0 Cu. Ft.

EFMC527U TT/IW

Perfect Steam™ Dryer with Instant Refresh™ and IQ-Touch™ Controls



SIGNATURE FEATURES



HELP PREVENT OVER- OR UNDER- DRYING WITH LUXCARE® DRY SYSTEM

A more precise sensor for a better dry to protect your clothes from over-drying, but also to help make sure you don't have wet clothes left in the load.



INSTANT REFRESH™ CYCLE REVIVES FABRICS

Remove wrinkles and quickly refresh items with steam in 10 minutes.



18-MINUTE FAST DRY¹

Quickly dry the items you need most.



ENERGY STAR®-CERTIFIED

Rigorously tested to do more with less. Electrolux dryers meet strict criteria to guarantee high-quality energy efficient performance.

PRODUCT DIMENSIONS

Height	38"
Width	27"
Depth	31-1/2"

MORE EASY-TO-USE FEATURES

PERFECT STEAM™ WRINKLE RELEASE OPTION

Gently releases wrinkles and reduces static to keep clothes looking their best.

EXTENDED TUMBLE OPTION KEEPS CLOTHES TANGLE-FREE

Gently tumbles your clothes without heat to keep them tangle-free — perfect for when you cannot remove clothes right after the cycle ends.

LUXCARE® LINT SHIELD HELPS AVOID MESSSES

Traps lint so it doesn't make a mess, even if you empty it while there are clothes in the dryer.

ACTIVWEAR CYCLE

Takes care of delicate and expensive activewear garments.

EXTRA-LARGE CAPACITY DRYER

Dry more in each load with our 8.0 cu.ft. dryers.

8 CYCLES TO CARE FOR EVERY FABRIC

Perfectly dry every item with tailored cycles for towels, delicates, and more.

FITS MORE ROOMS WITH REVERSIBLE DOOR

Enjoy easy loading no matter how your washer and dryer are configured.

OPTIONAL PEDESTALS AND STACKING KIT FOR MORE INSTALLATION OPTIONS

Raise your units with optional pedestal drawers that provide extra storage. Or use the optional stacking kit for convenient placement in small spaces.

LUXURY-DESIGN® LIGHTING

Conveniently find any article of clothing with premium LED lighting that provides visibility inside your dryer.

Available in:



Titanium
(TT)



Island White
(IW)

¹Fastest time based on smallest load/Fast Dry cycle selected for various load compositions.

ELECTRIC FRONT LOAD DRYER

EFMC527U TT /IW



27" ELECTRIC FRONT LOAD DRYER

Capacity D.O.E.	8.0 Cu.Ft.
-----------------	------------

FEATURES

Pull-to-Open Door	Yes
IQ-Touch™ Controls	Yes
Perfect Steam™ Dry System	Yes
Dry System	LuxCare®
Sound System	Luxury-Quiet™
Lighting	Luxury-Design® LED
Tumble System	Gentle Tumble™
Moisture Sensor	Yes
Dryer Drum	Painted Steel
Tumble Speed (RPM)	50
Reversible Door	Yes
Adjustable Leveling Legs	Yes
ENERGY STAR®	Yes

CYCLES

Timed Dry (30, 45, 60, 75), Heavy Duty/Towels, Normal, 18-Min. Fast Dry, Activewear, Mixed Load, Delicates, Instant Refresh™	8
--	---

OPTIONS

Temperature Selections	5
Add Steam	Yes
Electronic Auto Dry System	Yes
Manual Timed Dry Selections	4
Delay Start (Hours)	12
End-of-Cycle Chime	On/ Off
Extended Tumble	Yes
Anti-Static	Yes
Line Dry	Yes
Dryness Levels	5

INSTALLATION OPTIONS

Freestanding, Under Counter*, Stacked (Above Washer), Pedestal, Hidden (In Closet), Second Floor	Yes
4-Way Dryer Venting	Yes

ACCESSORIES

Luxury-Glide® Pedestal with Spacious Storage Drawer—Titanium — PN # EPWD257UTT	Optional
Island White — PN # EPWD257UIW	Optional
Dryer Stacking Kit — PN # STACKIT7X	Optional
Drying Rack — PN # A04840701	Optional
Assembly Hose Kit — PN # 5304495002	Optional

SPECIFICATIONS

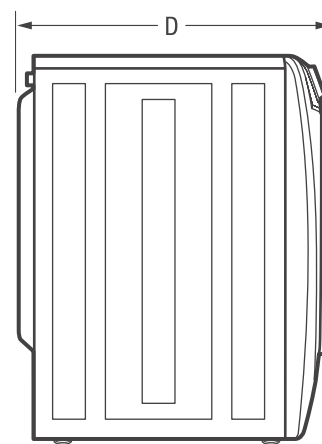
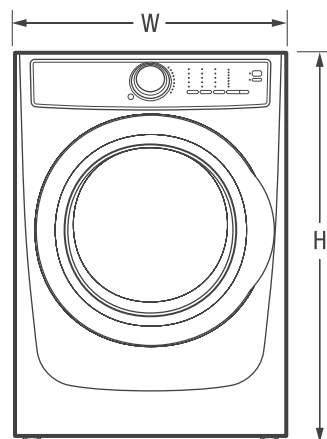
Colour —	
Titanium	TT
Island White	IW
Maximum Exhaust Duct Length** (Ft.)	125
Power Supply Connection Location	Rear
Voltage Rating	240V / 60 Hz / 30A
Connected Load (kW Rating) @ 240 Volts	6.0
Amps @ 240 Volts	25
Heating Element @ 240 Volts (Watts)	5,400
Shipping Weight (Approx.)	140 Lbs.

*Side-by-Side units in under-counter installation require custom-built countertop and/or cabinetry.

**Rigid metal duct preferred, semi-rigid optional and allow deductions for elbows and vents. Refer to Installation Guide on web for additional information.

NOTE: Always consult local and national electric and plumbing codes. Refer to Product Installation Guide for detailed installation instructions on the web at electroluxappliances.ca.

Specifications subject to change.



PRODUCT DIMENSIONS

Height (without 15" Pedestal)	38"
(with 15" Pedestal)	53-1/4"
Width	27"
Depth (to Centre of Arc Not Including Hose)	31-1/2"
(with Door 90° Open)	50-5/8"

Electrolux Major Appliances, N.A.

CANADA • 5855 Terry Fox Way • Mississauga, ON L5V 3E4 • 1-800-265-8352 • electroluxappliances.ca

EFMC527U 05/18

© 2018 Electrolux Major Appliances, N.A.

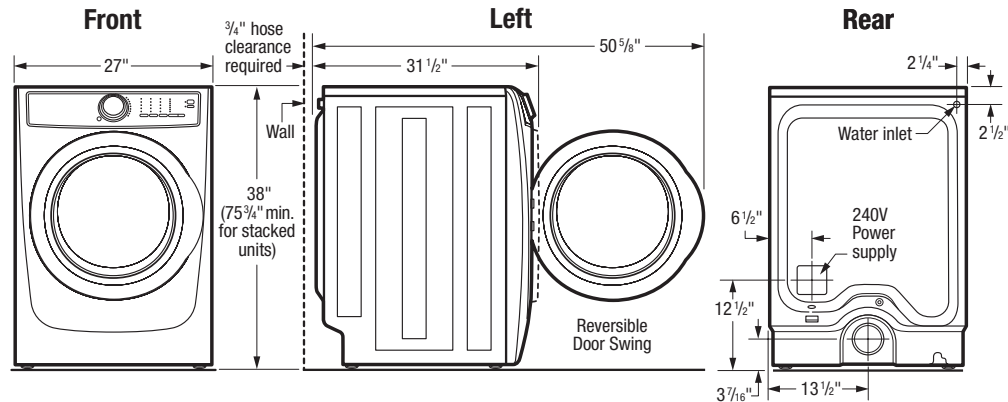


High standards of quality at Electrolux Home Products, Inc. mean we are constantly working to improve our products. We reserve the right to change specifications or discontinue models without notice.

Printed in Canada

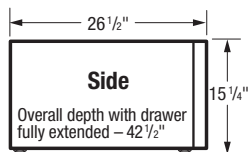
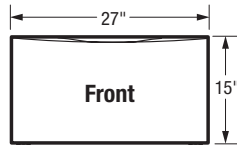
ELECTRIC FRONT LOAD DRYER

EFMC527U TT/IW

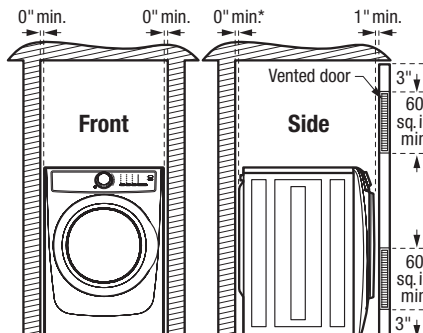


15" Pedestal Drawer Installation

Elevates dryer height to 53 1/4". For detailed pedestal installation, refer to instructions included with pedestal or on web. Pedestal installation may require modified utility hookup locations. For details, refer to Product Installation Guide on web.



Built-In Installations



*Steam dryer requires additional 3/4" hose clearance.

Closet Installation:

If washer and dryer are installed in same closet, door(s) MUST be vented with 120 sq. in. minimum louvered opening, equally divided, located 3" from top and bottom of door. Louvered door(s) with equivalent air openings for full-length of door is acceptable. Air openings MUST remain unobstructed with door(s) installed.

Installation Clearances:

Dryer can be built in alone or with washer (side by side or stacked) in closet, recess or under counter installation with 0" minimum clearance required around sides and back of unit(s). To achieve 0" minimum rear clearance, dryer MUST be vented straight back or with quick-turn 90° elbow. Steam dryer requires additional 3/4" steam hose clearance at back of unit(s). Installation of closet door(s) requires additional 1" minimum clearance between front of unit(s) and door(s). Location of plumbing, exhaust and utility hookups MUST be considered when planning any built-in installation. For additional installation details, refer to Product Installation Guides on web.

Under Counter Installation:

Installation of dryer alone or side by side with washer under counter, requires custom-built countertop and/or cabinetry to accommodate unit(s) height.

Stacking Units:

Stacking dryer above washer requires use of optional Stacking Kit (PN# STACKIT7X) with modified utility hookup locations for dryer. For complete installation details, refer to instructions included with Stacking Kit or on web.

Electric Dryer Specifications

- Product Weight – 130 Lbs. / Shipping Weight – 140 Lbs.
- Voltage Rating – 240/60 Hz/30A
- Single phase 3- or 4-wire cable, 240 Volt, 60 Hertz AC only electrical supply with ground required on separate circuit fused on both sides of line. (Do not use same circuit as washer.)
- Connected Load (kW Rating) @ 240 Volts = 6.0 kW
- Amps @ 240V = 25A
- Dryer MUST employ a 3-conductor NEMA 10-30 type SRDT or 4-conductor NEMA 14-30 type SRDT or ST (as required), rated at 240 volt AC minimum, 30 amp power supply cord marked for use with clothes dryers (not supplied).
- Grounding through neutral link prohibited in specific applications and certain locales, requiring use of 4-wire system. (For detailed electrical requirements, refer to Product Installation Guide on web.)
- Always consult local and national electric & plumbing codes.
- Can be installed alone, with or without optional 15" pedestal drawer, or stacked above matching Electrolux Washer, which requires installation of optional dryer stacking kit. (For installation details, refer to instructions included with optional pedestal or stacking kit or on web.)
- Can be built in alone or with matching Electrolux Washer (side by side or stacked) in closet, recess or under counter installation with 0" minimum clearance required around sides and back of unit(s). To achieve 0" minimum rear clearance, dryer MUST be vented straight back or with quick-turn 90° elbow. Steam dryer requires additional 3/4" steam hose clearance at back of unit(s). Installation of closet door(s) requires additional 1" minimum clearance between front of unit(s) and door(s). Location of plumbing, exhaust and utility hookups MUST be considered when planning any built-in installation.
- Under-counter installation requires custom-built countertop and/or cabinetry to accommodate unit(s) height.

- Do NOT install in area exposed to dripping water or outdoor weather conditions, or where gasoline or other flammables, including automobiles, are kept or stored.
- For garage installation, dryer MUST be located minimum 18" above floor.
- Floor MUST be solid with 1" maximum slope. To ensure vibration or movement does not occur, reinforcement of floor may be necessary. Do NOT install on carpeted surface.
- Dryer MUST exhaust to outside of building, NOT into any concealed space.
- Dryer equipped for 4-way venting and approved for up to 125-foot-equivalent of duct length, determined by length of run and number of elbows needed.
- Exhaust installation requires minimum 4"-diameter rigid or semi-rigid metal duct with approved, unobstructed vent hood having swing-out damper(s). If installing rigid metal duct (preferred), do not exceed MAXIMUM venting run length of 125 ft., allow deductions for elbows and vents. If installing semi-rigid metal duct, do not exceed MAXIMUM venting run length of 8 ft., always allow deductions for elbows and vents (Refer to Product Installation Guide on web for additional information). Do NOT use flexible plastic or metal foil duct and use shortest run possible.
- Leveling legs supplied to level dryer properly and reduce excessive noise and vibration.
- Water inlet hose for steam setting connects to cold water supply with "Y" connector and requires 3/4" clearance between back of unit and wall.

Note: For planning purposes only. Refer to Product Installation Guide on the web at electroluxappliances.ca for detailed instructions.

Optional Accessories

- Pedestal Drawers – Titanium (PN# EPWD257UTT), Island White (PN# EPWD257UIW).
- Dryer Stacking Kit – (PN# STACKIT7X).
- Drying Rack – (PN# A04840701).
- Assembly Hose Kit – (PN# 5304495002).



Electrolux Major Appliances, N.A.

CANADA • 5855 Terry Fox Way • Mississauga, ON L5V 3E4 • 1-800-265-8352 • electroluxappliances.ca

EFMC527U 05/18

© 2018 Electrolux Major Appliances, N.A.

High standards of quality at Electrolux Home Products, Inc. mean we are constantly working to improve our products. We reserve the right to change specifications or discontinue models without notice.

Printed in Canada