

Batao.ai User Guide

Getting Started

1. Access the App
2. Login
3. Create Your Store
4. Activate Your Store

Navigating the Sellers' Dashboard

1. Navigation Menu
2. Dashboard

Setting Up Programs & Offers

1. Referral Program
2. Loyalty Program
3. Custom Offers

Generating & Sharing QR Codes

Customer Engagement & Rewards

1. New Customers Join
2. Coupons & Rewards
 - a. Membership Coupon
 - b. Referral Coupon

Redeeming Coupons

Tracking Store Performance

1. Email Notifications
2. Dashboard Analytics
3. Track individual customer details:

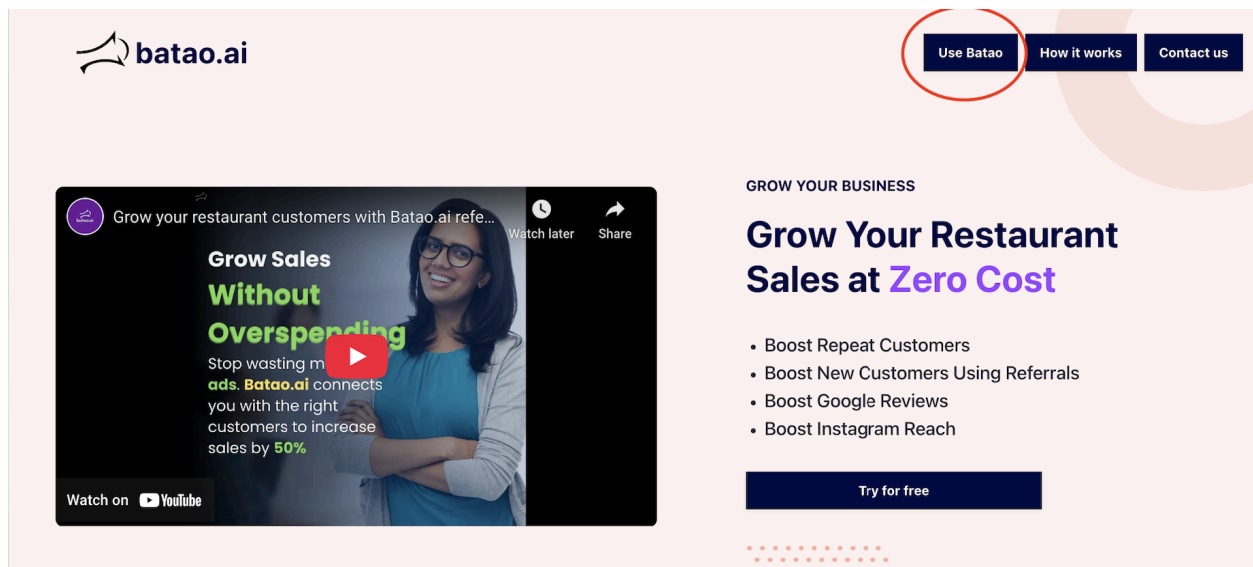
Automated Customer Messaging

1. After joining your store
2. Re-engagement reminders

Getting Started

1. Access the App

Visit <https://batao.ai> and click on the “**Use Batao**” button.




2. Login

Enter your phone number to log in.

Create Viral Growth with Powerful Referral Programs

Sign in to get started...

Enter your phone number

 +91

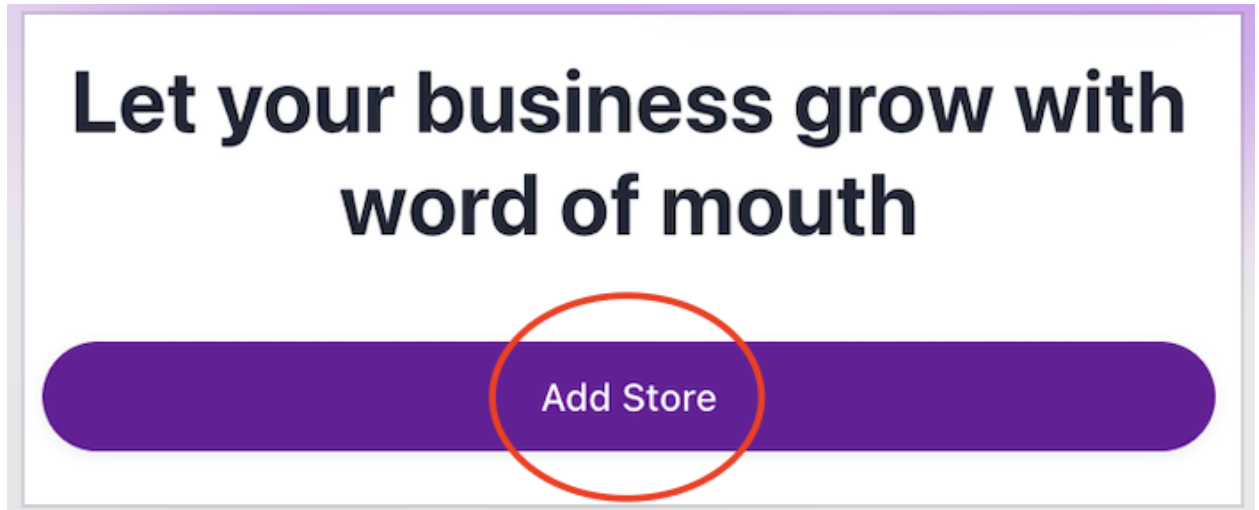
VERIFY

By tapping Verify, you are indicating that you accept our [Terms of Service](#) and [Privacy Policy](#). An SMS may be sent. Message & data rates may apply.

Having trouble logging with phone? [Click here](#)

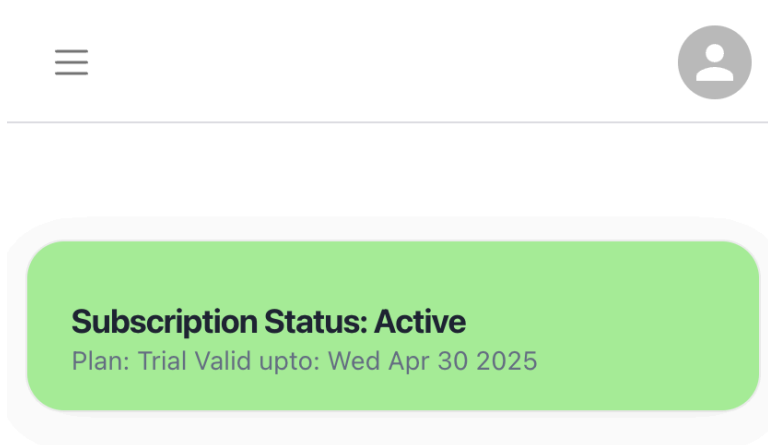
3. Create Your Store

Click on “**Add Store**” and enter details like store name, description, and address. This information will be visible to customers when they visit your store page.



4. Activate Your Store

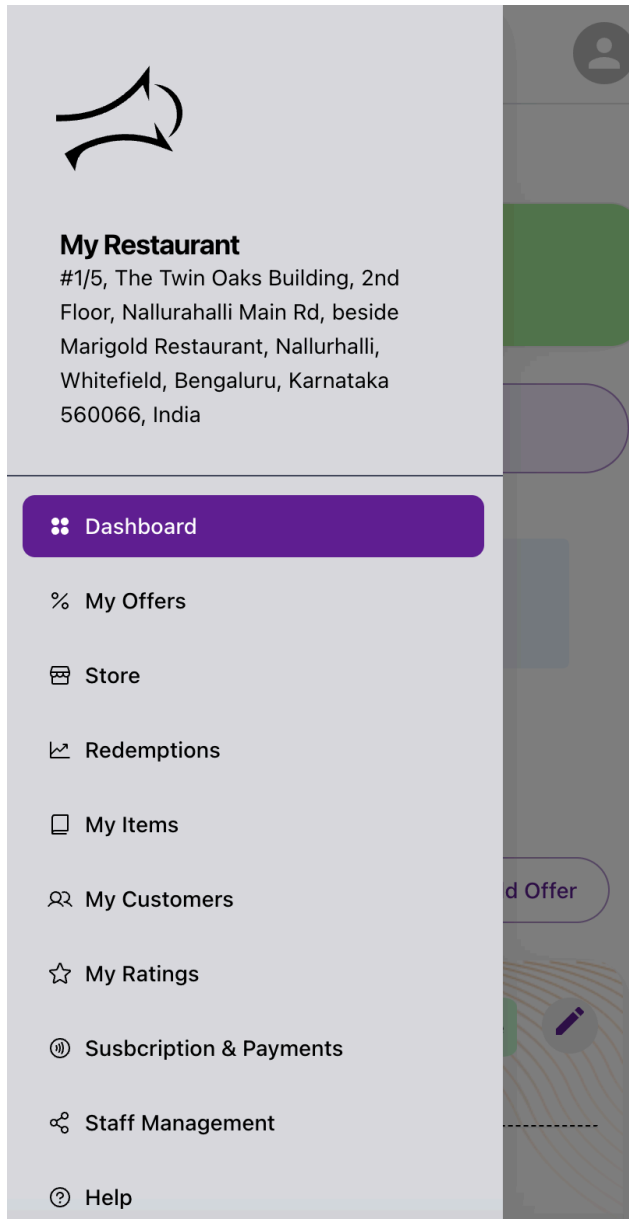
Once created, you'll be redirected to the **Sellers' Dashboard** with a free trial. To continue using Batao.ai without interruptions, subscribe before your trial ends.



Navigating the Sellers' Dashboard

1. Navigation Menu

The **left-hand menu** provides access to all features.



2. Dashboard

From the **Dashboard**, you can add **Loyalty Programs, Referral Programs & Offers** to attract and retain customers.

Setting Up Programs & Offers

1. Referral Program

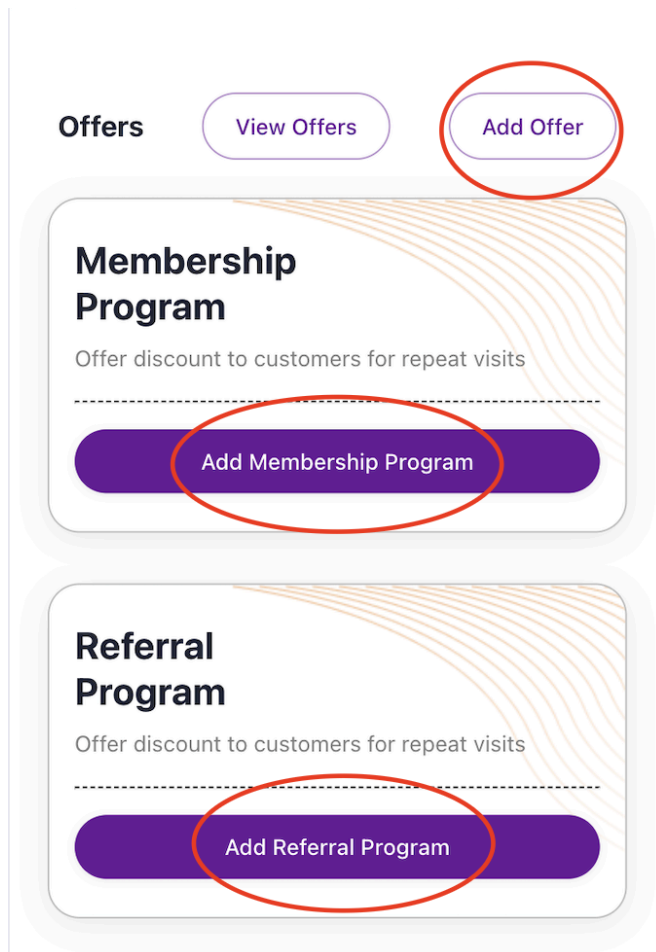
Reward customers for referring new visitors to your store.

2. Loyalty Program

Encourage repeat visits by offering incentives.

3. Custom Offers

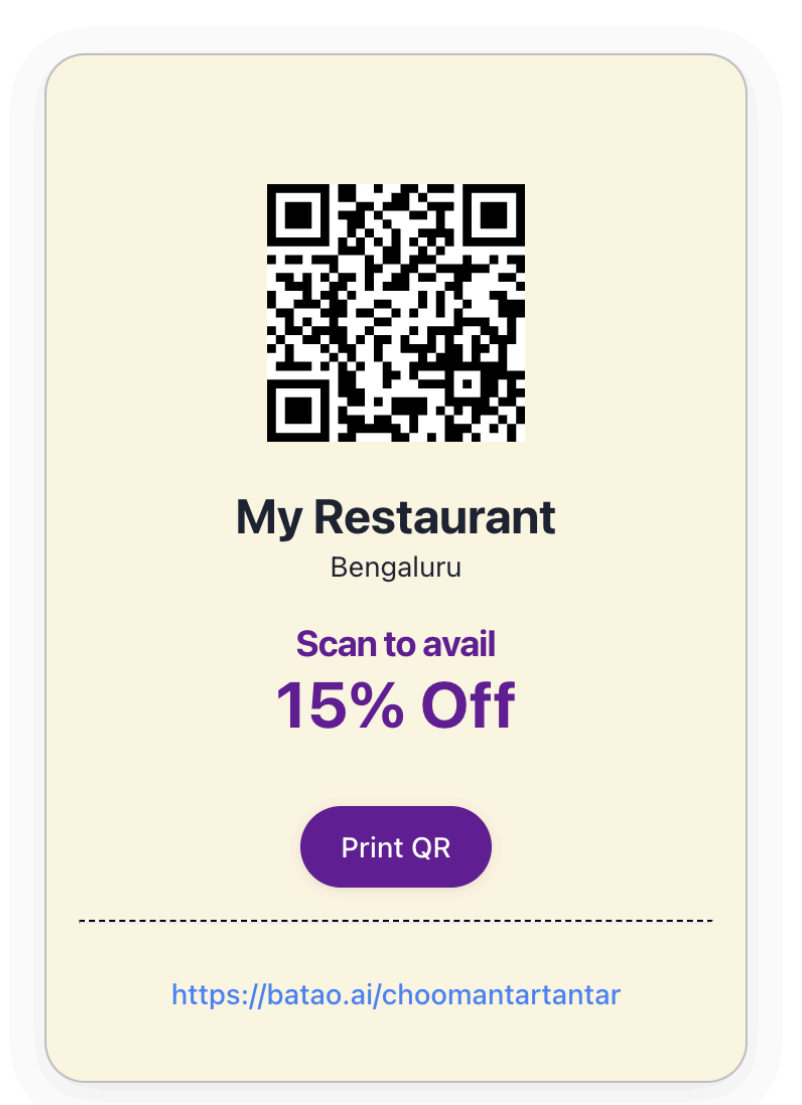
Create special promotions like an **Instagram Share Offer** or **Corporate/Group Discounts**.



***** Membership Program = Loyalty Program**

Generating & Sharing QR Codes

1. Navigate to the “**Store**” section from the left-hand menu.
2. Batao.ai automatically generates a **printable QR code** for your store.

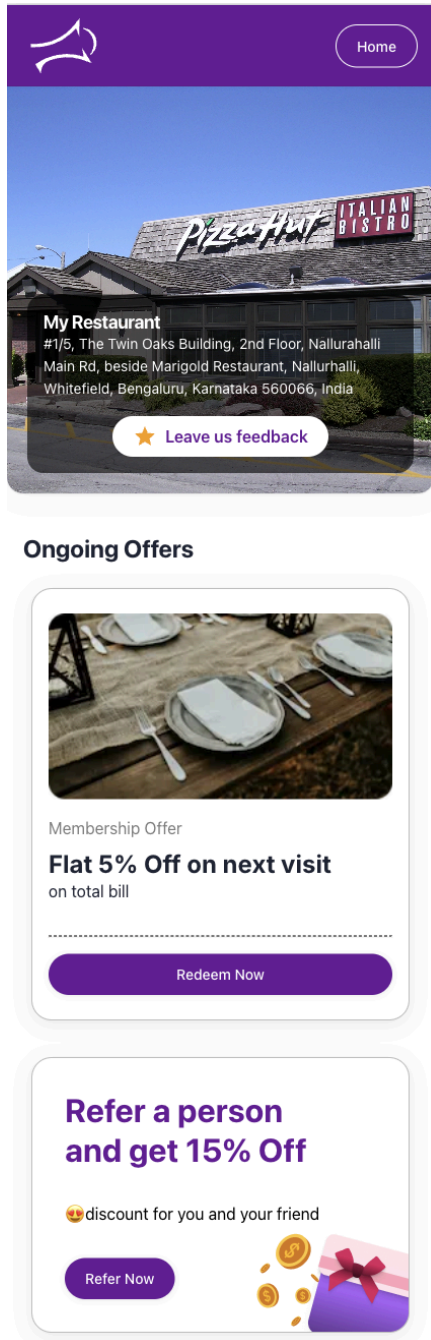


3. You can either:
 - **Print the QR code** and place it in your store.
 - **Share it via WhatsApp** with your customers using the “**Print QR**” button.

Customer Engagement & Rewards

1. New Customers Join

When a customer scans the **QR code**, they can explore your store and offers.



2. Coupons & Rewards

Customers earn coupons based on the programs you've set up:


a. Membership Coupon

Rewarded when a customer joins a loyalty program.

b. Referral Coupon

Customers can create a referral invite card and share it. If a referred friend visits your store, the referrer earns a coupon.


Congratulations! Here is your referral invite.
Share it and earn referral discount 🥳



Test Amar recommends My Restaurant


Hey friends! 🌟 I recently discovered this amazing restaurant called My Restaurant 🍷 and I j... had to share it with you all! The

[Read More](#)



My Restaurant
Bengaluru

10% Off
on this invite

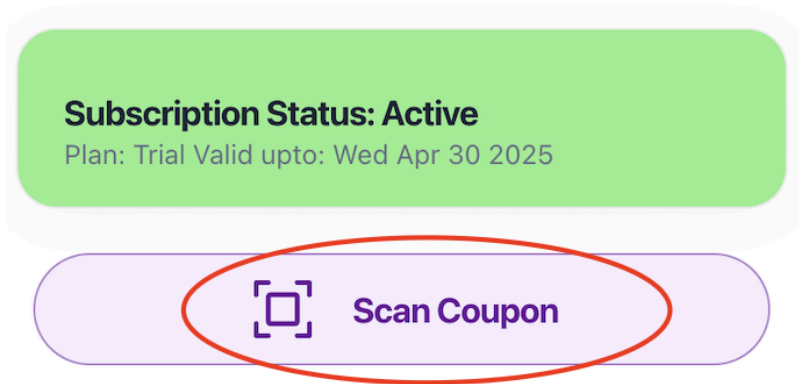
 [Share with Friends](#)

Share the invite & upload a referral screenshot.
You will get 15% discount when your friends visits us

****Additionally, your friend will also enjoy 10% off when he dines with us**

Redeeming Coupons

1. Customers present a **coupon QR code** to redeem their rewards.
2. As a seller, scan the QR code using the “**Scan Coupon**” button on your dashboard.



3. Enter the order amount to apply the discount.

Tracking Store Performance

1. Email Notifications

Batao.ai sends key event alerts, such as:

- New member joined your store
- New referral created

dr.basss@gmail.com Sent - admin@qwikly.in 12:17 PM
Batao.ai - New Coupon Redeemed
Coupon Redeemed Alert! Dear The Pump House Resto-Bar, This is to inform you that a coupon has been redeemed at your stor...

qwikly3@gmail.com Sent - admin@qwikly.in 12:11 PM
Batao.ai - 🥳 New Referral Created
You have been Referred Dear My Restaurant, 🥳🥳
Congratulations! You are getting noticed. A new referral has be...

qwikly3@gmail.com Sent - admin@qwikly.in 12:11 PM
Batao.ai - 🥳 New Referral Created
You have been Referred Dear My Restaurant, 🥳🥳
Congratulations! You are getting noticed. A new referral has be...

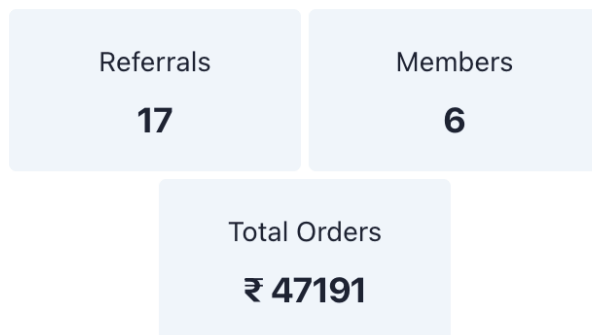
dr.basss@gmail.com Sent - admin@qwikly.in 12:02 PM
Batao.ai - 🎉 New Member Joined Your Store!
🎉 New Member Alert! Dear The Pump House Resto-Bar, We are excited to inform you that a new member has joined your store...

dr.basss@gmail.com Sent - admin@qwikly.in 11:59 AM
Batao.ai - 🥳 New Referral Created
You have been Referred Dear The Pump House Resto-Bar, 🥳🥳
Congratulations! You are getting noticed. A new referral has be...

dr.basss@gmail.com Sent - admin@qwikly.in 11:59 AM
Batao.ai - 🥳 New Referral Created
You have been Referred Dear The Pump House Resto-Bar, 🥳🥳
Congratulations! You are getting noticed. A new referral has be...

2. Dashboard Analytics

View store performance and customer insights.



3. Track individual customer details:

S.No	Name	Phone	Joined On	Birth Day
1		+918888888888	Wed Oct 02 2024	
2	Accept User 1/8	+911122334455	Thu Aug 01 2024	
3	Test Amar	+911234567890	Tue Jul 16 2024	
4		+912323232323	Mon Jan 06 2025	
5	Amar Test2	+911212121212	Tue Jul 16 2024	
6	Amarendra Srivastava		Tue Jan 28 2025	

Automated Customer Messaging

Batao.ai automatically sends **WhatsApp messages** to customers to drive engagement:

1. After joining your store

A message encourages them to use your referral program.

2. Re-engagement reminders

If a customer hasn't visited in a while, they receive a reminder message to bring them back.