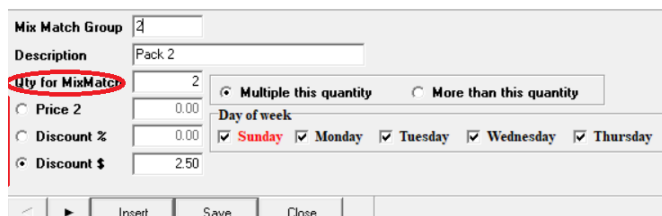
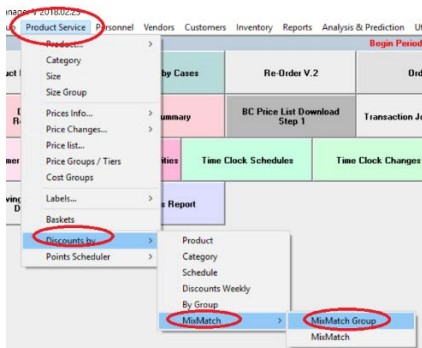


# USING THE BARNET POS – Mix Match Setup

## Under POS Manager

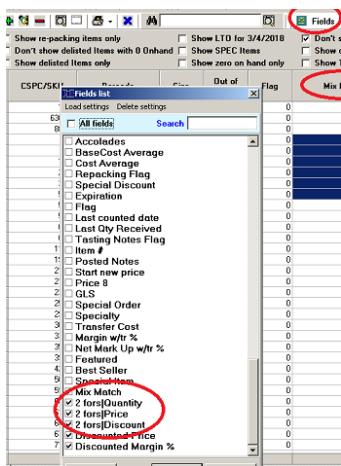
### 1.1 Go to Mix Match Group and



Add new Mix Match group as below:

### 1.2 Go to Product Maintenance

- Under <Fields> : check <Mix Match>, <2Fors – QTY>, <2Fors-Discount>, <2Fors-Price>



- Using <Apply For All> to populate the fields <Mix Match> By the Mix match group

