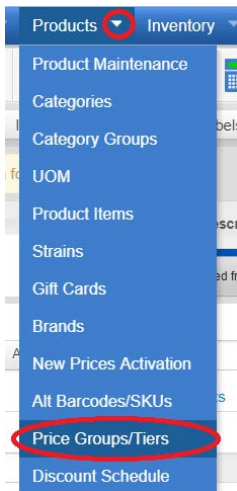


USING THE BARNETPOS PORTAL – Price group/tier – quick buttons

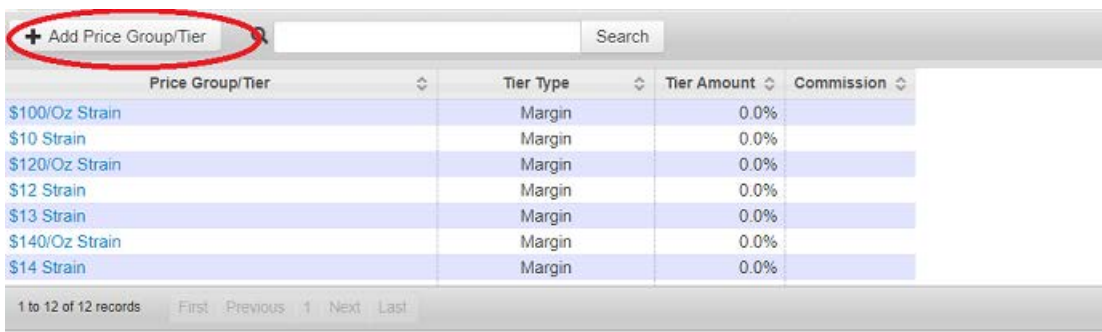
1. To add new Price group-tier

Go to:

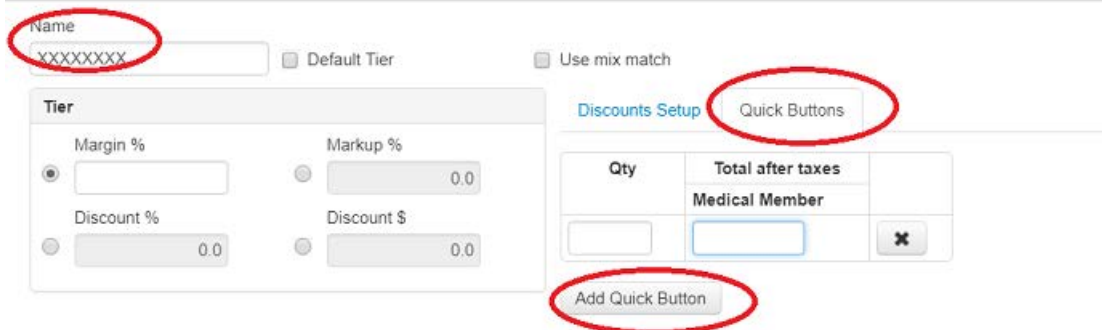


2. To add Quick buttons form for <Front End>:

- Press <Add Price Group Tier>
- Type <Name> of this group
- Go to <Quick Buttons> tab (left panel)
- Click on <Add quick button>
- Type : Quantity and Price after taxes for this quantity
- Click on <add quick button > again if you need to add another button and etc...
- Click <Save>



Price Group/Tier	Tier Type	Tier Amount	Commission
\$100/Oz Strain	Margin	0.0%	
\$10 Strain	Margin	0.0%	
\$120/Oz Strain	Margin	0.0%	
\$12 Strain	Margin	0.0%	
\$13 Strain	Margin	0.0%	
\$140/Oz Strain	Margin	0.0%	
\$14 Strain	Margin	0.0%	



Name:

Default Tier Use mix match

Tier configuration:

- Margin %:
- Markup %:
- Discount %:
- Discount \$:

Quick Buttons configuration:

Qty	Total after taxes
<input type="text"/>	<input type="text"/>
Medical Member	
<input type="text"/>	<input type="text"/>