

ARMY INSTITUTE OF TECHNOLOGY

**AUDIT REPORT
FY 2022-23**

ADDRESS

Dighi Hills, Pune - 411015.

AUDITORS

Chandorkar and Limaye,
Chartered Accountants

C&L | CHANDORKAR & LIMAYE

Chartered Accountants

FP 65/5A, 2nd floor, Shravangad Apts, Prabhat Road, off Income tax Lane No.14, Erandwane, Pune 411 004,
Telephone : 020 25442211/21/22 | Office Mobile : +91 8975995800 | www.chandorkarlimaye.com | GST Division Office : Office No. 104,
'Sai Narayan Plaza', Near Patrakar Bhavan, Ganjave Chowk, LBS Road, Pune-411030 | Telephone : 020-24535388 | Cell : 9422333026

AUDITOR'S REPORT

Opinion

We report that,

- a) we have sought and obtained all the information, responses and explanations which to the best of our knowledge and belief were necessary for the purposes of our audit;
- b) in our opinion, proper books of account have been kept by the Board so far as it appears from our examination of those books;
- c) the Balance Sheet and the Income and Expenditure Account dealt with by this report are in agreement with the books of account;
- d) in our opinion and to the best of our information and according to the explanations given to us, the aforesaid financial statements give a true and fair view in conformity with the accounting principles generally accepted in India:
 - (i) in the case of the Balance Sheet, of the state of affairs of the Board as at 31st March, 2023; and
 - (ii) in the case of the Income and Expenditure Account, of the surplus of the Board for the year ended on that date.

Report on Financial Statements

We have audited the accompanying financial statements of Army Institute of Technology (the institute) which comprise the Balance Sheet as at March 31, 2023 and the Income and Expenditure Account for the year then ended, and a summary of significant accounting policies and other explanatory information.

Office Bearers' responsibility for the financial statements

The Office Bearers of the institute are responsible for the preparation and presentation of these financial statements as per the stipulations of the Rules and Regulations of the institute that give a true and fair view of the financial position, financial performance of the institute in accordance with the accounting principles generally accepted in India, including applicable accounting standards.

This responsibility also includes maintenance of adequate accounting records for safeguarding the assets of the institute and for preventing and detecting frauds and other irregularities; selection and application of appropriate accounting policies; making judgments and estimates that are reasonable and prudent; and design, implementation and maintenance of adequate internal financial controls



that were operating effectively for ensuring the accuracy and completeness of the accounting records relevant to the preparation and presentation of the financial statements that give a true and fair view and are free from material misstatements, whether due to fraud or error.

Auditor's responsibility

Our responsibility is to express an opinion on these financial statements based on our audit. We have taken into account the related rules and regulations of the institute and the accounting and auditing standards and matters which are required to be included in the audit report.

We conducted our audit in accordance with the Standards on Auditing issued by the Institute of Chartered Accountants of India (ICAI). Those Standards require that we comply with ethical requirements and plan and perform the audit to obtain reasonable assurance about whether the financial statements are free of material misstatement.


An audit involves performing procedures to obtain audit evidence about the amounts and disclosures in the financial statements. The procedures selected depend on the auditor's judgment, including the assessment of the risks of material misstatement of the financial statements, whether due to fraud or error. In making those risk assessments, the auditor considers internal control relevant to the institute's preparation and fair presentation of the financial statements in order to design audit procedures that are appropriate in the circumstances, but not for the purpose of expressing an opinion on the effectiveness of the institute's internal control. An audit also includes evaluating the appropriateness of accounting policies used and reasonableness of the accounting estimated made by office bearers, as well as evaluating the overall presentation of the financial statements.

We believe that the audit evidence we have obtained is sufficient and appropriate to provide a basis for our audit opinion.

Place: Pune
Date: September 12, 2023
UDIN: 23037777BGXAXV1612



For Chandorkar & Limaye
Chartered Accountants
Firm Registration No.101669W


CA S. M. Chandorkar
Partner
Mem. No.037777

ARMY INSTITUTE OF TECHNOLOGY
Balance Sheet as on March 31, 2023


Particulars	Note No.	(Amounts in INR)		
		College	Hostel	Consolidated
Liabilities				
Earmark Funds	1	87,67,88,030	18,58,86,795	1,06,26,74,826
Current Liabilities :-				
- Sundry Creditors	2	1,83,49,672	98,167	1,84,47,839
- Other Current Liabilities	3	4,21,69,623	1,57,980	4,23,27,603
- Provisions	4	12,24,86,368	-	12,24,86,368
Total		1,05,97,93,694	18,61,42,942	1,24,59,36,636
Assets				
Fixed Assets	5			
Opening balance		7,50,71,585	15,11,41,350	22,62,12,935
Add: Additions		3,35,97,760	1,82,49,558	5,18,47,318
Less: Deletion during the year		-	-	-
Less: Depreciation		97,34,577	62,94,160	1,60,28,737
Closing balance		9,89,34,768	16,30,96,748	26,20,31,516
Investments				
Investment in Govt Bonds & Fixed Deposits	6	87,74,04,041	2,13,06,000	89,87,10,041
Current Assets				
- Advances	7	1,99,933	-	1,99,933
- Sundry Debtors	8	10,63,312	-	10,63,312
- Other Current Asstes	9	63,35,520	12,99,972	76,35,492
Cash and Bank balances				
Balance with Banks	10	7,58,56,120	4,40,222	7,62,96,342
Total		1,05,97,93,694	18,61,42,942	1,24,59,36,636

As per our Report of even date

For Chandorkar and Limaye
Chartered Accountants
Firm Reg No: 0101669W

[Signature]

CA S M Chandorkar
Partner M.No. 037777
UDIN : 23037777BGXAXV1612
Place : Pune
Date : 12.09.2023



[Signature]
Director
Army Institute of Technology
Dighi Hills, Pune-411015.

For Army Institute of Technology

[Signature]
Joint Director
Army Institute of Technology
Dighi Hills, Pune-411 015.

ARMY INSTITUTE OF TECHNOLOGY

Income and Expenditure Account for the year ended as on March 31, 2023

(Amounts in INR)

Particulars	College	Hostel	Grant-In-Aid	Consolidated
Income				
Tuition Fund	28,31,32,628	-	-	28,31,32,628
College Fund	5,04,11,143	-	-	5,04,11,143
Hostel & Development Fund	-	12,28,10,994	-	12,28,10,994
Grant-In-Aid Fund	-	-	-	-
Subtotal (A)	33,35,43,771	12,28,10,994	-	45,63,54,765
Expenditure				
Tuition Fund	18,31,36,865	-	-	18,31,36,865
Development Fund	3,56,14,115	-	-	3,56,14,115
College Fund	3,96,17,803	-	-	3,96,17,803
Hostel & Development Fund	-	6,30,70,588	-	6,30,70,588
Messing & Catering Services	-	3,85,81,931	-	3,85,81,931
Laundry & Other Service Fund	-	41,23,186	-	41,23,186
Departmental Expenditure	-	-	-	-
Other Expenditure	-	-	-	-
Subtotal (B)	25,83,68,783	10,57,75,705	-	36,41,44,488
Excess of Income over Expenditure (A-B)	7,51,74,988	1,70,35,289	-	9,22,10,277

As per our Report of even date

For Chandorkar and Limaye

Chartered Accountants
Firm Reg No: 0101669W

For Army Institute of Technology




CA S M Chandorkar
Partner M.No. 037777

UDIN : 2303777786xAXV1612

Place : Pune

Date: 12.09.2023


Director


Joint Director

Army Institute of Technology Army Institute of Technology
Dighi Hills, Pune-411015, Dighi Hills, Pune-411 015,



ARMY INSTITUTE OF TECHNOLOGY
Income and Expenditure Account for the year ended as on March 31, 2023
College

EXPENDITURE	Note No.	AMOUNT (in INR)	AMOUNT (in INR)	INCOME	Note No.	AMOUNT (in INR)	AMOUNT (in INR)
Tuition Fund				Tuition Fund			
- Employee Pay & Allowances	11	18,31,36,865	18,31,36,865	- Tuitions Fees Received		28,31,32,628	28,31,32,628
Development Fund				College Fund			
- Development Expenses for Renovation / replacement/ Civil & maintenance Work	12(a)	2,58,79,538	3,56,14,115	- Interest on Investment		4,90,15,618	5,04,11,143
- Depreciation	5(a)	97,34,577		- Rent & Allied Charges		13,95,526	
College Fund			3,96,17,803				
- Operational Expense	13	1,16,72,685					
- Departmental Expenditure	14	97,68,359					
- Expenses for Student Activities	15	65,53,746					
- Staff & Student workshop expenses	16	23,35,701					
- University Fees		15,90,389					
- Expenses for Value added Courses		38,99,496					
- Uniform Expenses		37,97,426					
Surplus Carried Over Balance Sheet			7,51,74,988				
TOTAL			33,35,43,771	TOTAL		33,35,43,771	33,35,43,771

As per our Report of even date

For Chandorkar and Limaye
Chartered Accountants
Firm Reg No: 0101669W

[Signature]

CA S M Chandorkar
Partner M.No. 037777
UDIN : 230377718GrXA XVI612
Place : Pune
Date: 12.09.2023

For Army Institute of Technology

[Signature]
Director
Army Institute of Technology
Dighi Hills, Pune-411015.


[Signature]
Joint Director
Army Institute of Technology
Dighi Hills, Pune-411015.




ARMY INSTITUTE OF TECHNOLOGY
Income and Expenditure Account for the year ended as on March 31, 2023
Hostel


EXPENDITURE	Note No.	AMOUNT (in INR)	AMOUNT (in INR)	INCOME	Note No.	AMOUNT (in INR)	AMOUNT (in INR)	
Hostel & Development Fund	11	1,31,35,781	6,30,70,588	Hostel & Development Fund		11,89,91,085	12,28,10,994	
- Employee Pay & Allowances		47,13,264						
- Security Services for Hostel		96,22,368						
- Electricity Charges		5,19,488						
- Bedbug Proof mattress		44,48,588						
- Housekeeping		1,84,70,341						
- Infrastructure Development		2,91,740						
- Barber Charges		13,51,355						
- Sports Expense		7,30,000						
- Water Expense		63,191						
- Miscellaneous Expenses		22,00,000						
- Internet Charges	1,25,000	3,85,81,931						
- Professional Fees	4,42,210							
- Legal Expense	2,44,955							
- Printing and Stationery	4,18,147							
- FOI/Service/Repair/Maint/Insurance	62,94,160							
- Depreciation								
Messing & Catering Services	5(b)		3,85,81,931	3,85,81,931				
- Messing Charges paid								
Laundry & Other Service Fund			41,23,186	41,23,186				
- Laundry Charges paid to Contractors								
Surplus Carried Over Balance Sheet			1,70,35,289	1,70,35,289				
TOTAL		12,28,10,994	12,28,10,994	TOTAL			12,28,10,994	

As per our Report of even date
For Chandorkar and Limaye
Chartered Accountants
Firm Reg No: 0101669W


CA S M Chandorkar
Partner M.No. 037777
UDIN : 23037777B6XAXV1612
Place : Pune
Date: 12.09.2023




Director
Army Institute of Technology
Digha Hills, Pune-411013.


Joint Director
Army Institute of Technology
Digha Hills, Pune-411013.

ARMY INSTITUTE OF TECHNOLOGY
Notes To Financial Statements for the year ended as on March 31, 2023

(Amounts in INR)

1. Earmarked Funds

Particulars	College	Hostel	Consolidated
Reserves			
College Reserve and Earmarked Fund	47,68,77,831	-	47,68,77,831
Hostel Fund Reserve/ College Fund	-	3,12,55,658	3,12,55,658
Add: Excess of Income over Expenditure for the year	7,51,74,988	1,70,35,289	9,22,10,277
Subtotal	55,20,52,819	4,82,90,947	60,03,43,767
AIT Invoation Seed Fund	37,67,891	-	37,67,891
Alumni Fund	21,62,868	-	21,62,868
Asset Replacement Fund for College	9,18,67,000	-	9,18,67,000
College Security Deposit With DTE Mumbai	10,00,000	-	10,00,000
College Security Deposit With DTE Mumbai For ME	4,50,000	-	4,50,000
College Security Deposit With Pune University	5,00,000	-	5,00,000
College Security Deposit Increase Intkae IT	3,00,000	-	3,00,000
Collegesecurity Deposit Me Data Science Course	5,00,000	-	5,00,000
Development Fund / Building Fund	31,96,07,000	-	31,96,07,000
Ex-Gratia Corpus For AIT Staff	50,00,000	-	50,00,000
Horizon Fund For Students	2,41,539	-	2,41,539
Medal and Award Fund	15,29,438	-	15,29,438
Student Welfare Fund	22,23,000	-	22,23,000
Teachers Welfare Corpus Fund	11,12,920	-	11,12,920
Grant received from AICTE	3,62,403	-	3,62,403
GIA Fund (From AWES NEW DELHI)	3,17,07,000	-	3,17,07,000
Inter-Institutional Balances	(13,75,95,848)	13,75,95,848	-
Total	87,67,88,030	18,58,86,795	1,06,26,74,826

2. Sundry Creditors


Particulars	College	Hostel	Consolidated
NSCS AIT FT 42 Research Project	12,77,625	-	12,77,625
Agro Science Mart	1,038	-	1,038
AIT CSI Account	60,232	-	60,232
AIT Employee Gratuity for AIT Staff	25,086	-	25,086
Akshay Restaurant & Lodge	33,271	-	33,271
Bentork Industries LLP	77,561	-	77,561
Bihar Govt Scholarship	1,33,333	-	1,33,333
Chandan	60,030	-	60,030
Chandorkar & Limaye CA	4,18,680	-	4,18,680
Chourasia Interior Decorators	3,56,567	-	3,56,567
Consortium Books Pvt Ltd	3,465	-	3,465
E -Cell Exp Payble (Oza)	96,278	-	96,278
Forever Yearbook	1,06,169	-	1,06,169
Hi Tech Book Services	55,790	-	55,790
IEI Memebership(Mech Dept)	4,560	-	4,560



ARMY INSTITUTE OF TECHNOLOGY

Notes To Financial Statements for the year ended as on March 31, 2023

	(Amounts in INR)		
Kapil Kharita	4,683	-	4,683
Krishna Enterpiese	19,840	-	19,840
Laxmi Construction	1,91,719	-	1,91,719
Maharashtra Business Training Board	66,918	-	66,918
Make3d in	2,13,300	-	2,13,300
Maruti Subscription Servises	8,035	-	8,035
Master Garments	76,818	-	76,818
Meera Enterprises	9,82,852	-	9,82,852
M/s Bali & Sons Stationery	18,351	-	18,351
M/s Cherish Hospitality Services(I) Pvt Ltd	49,857	-	49,857
M/s Eagale Enterprises	10,66,365	-	10,66,365
M/s M Group Enterprises	2,42,410	-	2,42,410
M/s Naresh Metal & General Stores	34,128	-	34,128
M/s Vishwanath Service Station	10,000	-	10,000
Multiscope Electronics	1,11,510	-	1,11,510
M W Solutioin	47,643	-	47,643
My Pit Crew	11,800	-	11,800
Nanai Traders & Hardware	69,301	-	69,301
New Leak Proof Chemical System	47,560	-	47,560
Nishita Electronics Pvt Ltd	3,28,037	-	3,28,037
Nisu Tech	84,196	-	84,196
Paveway Construcation Pvt Ltd	6,20,297	-	6,20,297
P P Shaha Construcation	1,47,028	-	1,47,028
Prashant Book Agency	4,542	-	4,542
Sadhana Interior Designers	2,45,813	-	2,45,813
Sangeet Kumar	14,516	-	14,516
Saswat Chaursiya	6,74,746	-	6,74,746
Schindler India Pvt Ltd	22,45,000	-	22,45,000
Scholarship (J &K)	24,000	-	24,000
Shanti Construction	24,53,168	-	24,53,168
Shiv Enterprises	1,11,865	-	1,11,865
Shlok Enterprises	74,783	-	74,783
Shrimat Enterprises	29,429	-	29,429
Shrnginari Traders	2,31,280	-	2,31,280
Space Planners	6,20,983	-	6,20,983
Steel Fab Corporation	1,41,043	-	1,41,043
Student Club Payable	10,03,338	-	10,03,338
Super Hardware	37,084	-	37,084
Team Curators	59,000	-	59,000
Technical Bureau India Pvt Ltd	45,688	-	45,688
Techniz Book International New Delhi	13,552	-	13,552
Telephone Bill Payable	4,650	-	4,650
Trk Walke Petroleum	45,131	-	45,131
Unilib Book Distributors Pvt Ltd	34,231	-	34,231
V Construct	3,04,735	-	3,04,735
Vijayshali Enterprises Pvt Ltd	1,24,608	-	1,24,608
Vintech Elelctronic System Pvt Ltd	1,11,241	-	1,11,241
Vmeduilfe Software Services	1,05,000	-	1,05,000
V Nirman Engineers & Contractor	15,200	-	15,200
VRD Enterprises	1,22,177	-	1,22,177
Ashok Katole	1,090	-	1,090
Pace Payable	5,74,151	-	5,74,151
University Exam Fees Payable	17,15,295	-	17,15,295
Barber Payable	-	20,280	20,280
Sport Expenses Payable	-	77,887	77,887
Total	1,83,49,672	98,167	1,84,47,839



ARMY INSTITUTE OF TECHNOLOGY
Notes To Financial Statements for the year ended as on March 31, 2023

(Amounts in INR)

3. Other Current Liabilities

Particulars	College	Hostel	Consolidated
Security Deposits (Rent)			
- Akshay Restaurant & Lodge	-	30,000	30,000
- A P Caterers	-	20,000	20,000
- Bali and Sons	-	4,980	4,980
- Birdwood & Co	-	15,000	15,000
- Dilip Singh	-	2,000	2,000
- M/s Cherish Hospitality	-	45,000	45,000
- Kanaka Foods	50,000	-	50,000
- NTS Group Pvt. Ltd.	-	35,000	35,000
- Perfect Eng	10,000	-	10,000
- Prowiz System	17,700	-	17,700
- Raj Woollens	54,650	-	54,650
- Poonam Enterprises	-	3,000	3,000
- Balaji Security	3,91,313	-	3,91,313
- Royal Gurad Security Services	3,52,356	-	3,52,356
- Nirmala Adhav	-	3,000	3,000
- Saibaba Corporation	47,178	-	47,178
- Shati Construction	44,215	-	44,215
- Vimal Entp.	3,888	-	3,888
- Xerox Center	3,000	-	3,000
Subtotal	9,74,300	1,57,980	11,32,280
Security Deposits from others			
AIT Staff Quarter Security Deposit	16,400	-	16,400
AIT Staff Security Seposit(Salary)	30,77,236	-	30,77,236
Students Refundable Security Deposit of AIT	3,81,01,687	-	3,81,01,687
Subtotal	4,11,95,323	-	4,11,95,323
Total	4,21,69,623	1,57,980	4,23,27,603

4. Provisions

Particulars	College	Hostel	Consolidated
Gratuity Payable	9,05,75,687	-	9,05,75,687
Leave Encashment Payable	3,19,10,681	-	3,19,10,681
Total	12,24,86,368	-	12,24,86,368



ARMY INSTITUTE OF TECHNOLOGY
Notes To Financial Statements for the year ended as on March 31, 2023

(Amounts in INR)

6. Investments

(Refer Annexure I and II)

Particulars	College	Hostel	Consolidated
Fixed Deposits with Banks / NBFC's			
Bank of Baroda	3,45,50,000	-	3,45,50,000
PNB housing finance ltd.	33,82,94,000	2,13,06,000	35,96,00,000
Canara Bank	11,50,00,000	-	11,50,00,000
Shriram Transport Finance Company Ltd	25,50,00,000	-	25,50,00,000
ICICI Bank	87,00,000	-	87,00,000
SBI	6,34,253	-	6,34,253
Balance in LIC Gratuity Scheme	8,02,25,788	-	8,02,25,788
IndusInd Bank	4,50,00,000	-	4,50,00,000
Total	87,74,04,041	2,13,06,000	89,87,10,041

7. Advances

Particulars	College	Hostel	Consolidated
a. Advance to Suppliers			
ACCOPS SYSTEMS PRIVATE LIMITED	50,000	-	50,000
UPCURVE CONSUMER TECHNOLOGIES PVT LTD	10,000	-	10,000
Xpanxion International Pvt Ltd	50,000	-	50,000
Subtotal	1,10,000	-	1,10,000
b. Advance for Expenses			
Adinath Mathe (Advance)	25,000	-	25,000
Ashok Kotale	3,800	-	3,800
Mr B Pradhan	13,800	-	13,800
Prof Ashwini Sapkal	8,004	-	8,004
Prof Mangesh Hajare	485	-	485
Prof M Chandola	17,000	-	17,000
Prof Pr Sonware	5,010	-	5,010
Prof Sandeep Bidwai	6,000	-	6,000
Prof Sita Yadav	10,834	-	10,834
Subtotal	89,933	-	89,933
Total	1,99,933	-	1,99,933

8. Sundry Debtors

Particulars	College	Hostel	Consolidated
Fee receivable from students	10,63,312	-	10,63,312
Total	10,63,312	-	10,63,312



ARMY INSTITUTE OF TECHNOLOGY
Notes To Financial Statements for the year ended as on March 31, 2023

(Amounts in INR)

9. Other Current Assets

Particulars	College	Hostel	Consolidated
a. Rent & Allied Charges Receivable			
Akshay Restaurant & Lodege (Rent)	-	17,737	17,737
Bali & Sons Stationery	-	4,404	4,404
Beauty Parlour Rent	-	2,341	2,341
Cafe Durga (Open Air Careferia)	-	3,555	3,555
Goodwill Ex-Servicemen Op Socity Ltd(Rent)	-	39,749	39,749
Hari Om Enterprises(Fruit Shop)	-	7,120	7,120
HDFC Bank Ltd(ATM)	-	95,998	95,998
Ice Cream Parlour(Rent)	-	3,100	3,100
M/s AP Hospitality Services(I) Pvt Ltd(Rent)	-	27,816	27,816
M/S SHREE M Food Cateres (Pathak Mess)	-	2,29,931	2,29,931
Open Area Cafeteria (M/s M Food Caterers)	-	2,16,935	2,16,935
Reliance Jio(Rent)	-	2,65,950	2,65,950
Shri Durga Enterprises (Thappa Shop Rent)	-	22,750	22,750
Vodafone Tower	-	2,69,652	2,69,652
M Food Caterers	-	24,000	24,000
M/s Birdwood And Co	-	17,377	17,377
M/s Cherish Hospitality Services(I) Pvt Ltd	-	19,775	19,775
M/s Kanak Food Management Service	-	31,783	31,783
b. Other Receivables			
Army Law College	56,306	-	56,306
B P Patil (Recoery of Excess Pay Scale)	5,23,935	-	5,23,935
Pace 23 Receivable	2,80,707	-	2,80,707
MSEB SSecurity Deposit (Electricity)	8,54,345	-	8,54,345
New Indian Express Scholarship Receivable	2,10,000	-	2,10,000
Sale of Adm Form Receivable	16,36,132	-	16,36,132
Sangeeta Jadhav (Recover of Excess Ppayment)	64,095	-	64,095
Tata Merit Scholarship Receivable	2,10,000	-	2,10,000
The Registrar High Court Appellate Side Bombay	25,00,000	-	25,00,000
Total	63,35,520	12,99,972	76,35,492



ARMY INSTITUTE OF TECHNOLOGY
Notes To Financial Statements for the year ended as on March 31, 2023

(Amounts in INR)

10. Cash and Bank balances

Particulars	College	Hostel	Consolidated
AIT Alumni Fund Saving A/c (ICICI - 1654)	2,50,635	-	2,50,635
AIT Innovation Seed Fund Saving A/c -1678	19,45,627	-	19,45,627
Earn & Learn BoB Saving A/c - 1252	1,00,801	-	1,00,801
Employee Gratuity Saving A/c Kotak - 7179	29,942	-	29,942
Bank of Baroda	30,97,979	1,88,069	32,86,048
Kotak Mahindra Bank A/C No-6846019572	5,52,089	-	5,52,089
HDFC Bank	47,84,430	-	47,84,430
ICICI Bank	2,93,04,197	2,52,153	2,95,56,350
ICICI Bank (Sweep FD Account)	3,57,90,420	-	3,57,90,420
Total	7,58,56,120	4,40,222	7,62,96,342



ARMY INSTITUTE OF TECHNOLOGY**Notes To Financial Statements for the year ended as on March 31, 2023****(Amounts in INR)****11. Employee Pay & Allowances**

Particulars	College	Hostel	Consolidated
Pay & Allowances of Faculty & Staff	15,67,54,504	1,31,35,781	16,98,90,285
Employee Provident Fund For Staff	1,41,50,465	-	1,41,50,465
Leave Encashment	1,22,31,896	-	1,22,31,896
Gratuity Expenses	-	-	-
Total	18,31,36,865	1,31,35,781	19,62,72,646



ARMY INSTITUTE OF TECHNOLOGY**Notes To Financial Statements for the year ended as on March 31, 2023****(Amounts in INR)****12(a). Development Expenses (College)**

Particulars	College
Renovation of Sarav Dharm Sthal	9,05,156
Painting in Academic Block	31,83,695
Renovation of Digital Lib (It Dpt)	4,97,980
Renovation of Family Qtrs	45,47,409
Renovation /Repair of Toilets	29,59,870
Roof Treatment of Academic Block	20,73,673
Renovation Of Toilets in Academics Blocks	35,73,176
Replacement of Lab Equipments & Other Accessories	8,30,320
Replacement of Verandah Flooring in Academic Bloack	6,70,120
Replacement /renovation Class Room Flooring	4,99,288
Replacment /renewal of Roof Membeance/water Proofin	13,32,274
Civil & Maint (College)	9,79,677
Cement Maint Work	58,292
Daly Maint Work (2022)	3,29,796
Electrical Material (2022)	2,68,985
Electrical Work E &Tc Lab	23,571
Extra Duty (2022)	39,200
Fabrication Material for Wating Room	1,48,758
Flex	2,250
Hardware Material(2022)	97,848
Maint of Ro System	12,823
Maint Work in Ait(2022)	10,48,246
Material for MI Room	34,429
Repair of Ac (2022)	6,800
Material for NBA	2,43,593
Paint Boys Hostel	4,94,481
Paint Material (2022)	3,28,198
Plumbing Items (2022)	1,35,691
Rainy Seasons Items	1,06,260
Repari & Maint AIT Equt(2022)	37,922
Housekeeping Material	3,91,567
Rod for Cricket Ground	18,190
Total	2,58,79,538




ARMY INSTITUTE OF TECHNOLOGY

Notes To Financial Statements for the year ended as on March 31, 2023

(Amounts in INR)

12(b). Development Expenses (Hostel)

Particulars	Hostel
Arboriculture	1,91,510
Building /Maint	45,734
Cement	1,29,000
Construction Meterial	2,28,000
Electrical Meterial	2,79,209
Fabication Materail	3,09,097
Fab Material for Security Post at Main Gate	1,31,288
Fence Work	38,658
Hardware Materail	8,525
Hardware Material Charges Bookshelf	2,47,000
Labour & Hardware Material Charges for Bookshelf	2,47,000
Labour Charges	3,90,750
Maint of Ro System	41,954
Maint Work in AIT	2,50,303
Paint	6,20,769
Painting H Flank	2,37,060
Painting Kch Hotel	2,42,150
Painting of Abdul Kalam Hostel	1,55,940
Painting Work KCH	4,91,778
Plumbing Materail	87,080
Rainy Season Items	53,206
Repair & Maint AIT Eqt	18,781
Repair of Water Coolur	16,500
RO Plant and Dosing Systems	75,552
Dinning Hall Renovation	16,85,700
Repairs of Sport Facilities	3,51,469
Renovation of Toilets	29,51,201
Repair/ Resurfacing of Roads-Hostels	24,56,220
Rewiring of Flanks in Boys Hostel	45,215
RWH Work	14,349
Water Proofing for Hostel	4,12,515
Renovation of Gust Rooms &Reception	15,68,189
Repair and replacment of Strom Water Drain Lines	7,03,201
Replacment of Electrical Boards & Wiring of Hostel	6,74,602
Replacment of Old Tube Lihts with Led Tude Light	4,93,127
Replacment of Sewage Lines	12,03,765
Replacment of Water Lines and plumbing Fitting	13,73,944
Total	1,84,70,341



ARMY INSTITUTE OF TECHNOLOGY

Notes To Financial Statements for the year ended as on March 31, 2023

(Amounts in INR)

13. Operational Expenses

Particulars	College
Advertisement Expense	2,32,006
Arboriculture	2,50,886
Audit Fee and Account Fee	4,12,090
Electricity Expenses	16,21,120
FOL/Servicing/Repair/Maint/Insurance	7,51,300
Housekeeping	24,23,499
Legal Expense	4,42,202
Misc Expense	11,32,276
Printing, Stationery and Xerox	9,20,127
Hospitality Expense	3,55,268
Security Services	17,23,127
Communication Expenses	10,94,184
Water Expenses	3,14,600
Total	1,16,72,685



ARMY INSTITUTE OF TECHNOLOGY

Notes To Financial Statements for the year ended as on March 31, 2023

(Amounts in INR)

14. Departmental Expenses

Particulars	College
ASGE Dept Revenue Expenditure	
- Anti Virus	38,607
- Lab Consumables	84,773
Comp Dept Revenue Expenditure	
- Anti Virus	94,164
- Lab Consumables	1,46,260
E&TC Dept Revenue Expenditure	
- Anti Virus	61,207
- Lab Consumables	4,15,168
- Matlab Campus Wide Suit for AIT	5,90,000
IT Dept Revenue Expenditure	
- Anti Virus	84,748
- Lab Consumables	10,76,004
IT Infrastructure Revenue Expenditure	
- Lab Consumables	55,882
- Renewal of Licenses	15,53,866
- Firewall	75,520
- Equipment Maintenance	6,87,553
Mech Design Dept Revenue Expenditure	
- Anti Virus	30,603
- Lab Consumables	8,74,238
Learning Resources(Library)	38,99,766
Total	97,68,359

15. Expenses for Student Activities

Particulars	College
Students Club Activities /Scholarship to Students	63,60,704
Admission/Counselling /Orientation	1,93,042
Total	65,53,746

16. Staff & Student workshop expenses

Particulars	College
Faculty and Students R&D Expenses	16,35,860
Training and Placement Expenses	6,99,841
Total	23,35,701



Army Welfare Education Society

Army Institute Of Technology

Fixed Asset Summary

FY 2022-23

(Amounts in INR)

Particulars	Gross Block			Depreciation			Net Block		
	01-Apr-22	Additions	Deduct	31-Mar-23	01-Apr-22	Additions	Deletions	31-Mar-23	31-Mar-23
College A/c	26,67,61,298	3,35,97,760	-	30,03,59,058	19,16,89,713	97,34,577	-	20,14,24,290	7,50,71,585
Hostel A/c	20,83,42,294	1,82,49,558	-	22,65,91,852	5,72,00,945	62,94,160	-	6,34,95,105	15,11,41,350
	47,51,03,593	5,18,47,318	-	52,69,50,911	24,88,90,658	1,60,28,737	-	22,62,12,935	26,20,31,516



Army Welfare Education Society
Army Institute Of Technology (Hostel Account)
Notes To Financial Statements for the year ended as on March 31, 2023
FY 2022-23

(Amounts in INR)

Sr No	Particulars	Gross Block		Rate	Depreciation		Net Block			
		01-Apr-22	31-Mar-23		Additions	Deletions	01-Apr-22	31-Mar-23	31-Mar-22	31-Mar-23
1	Furniture & Fixture	61,92,919	79,85,127	10%	4,45,843	-	35,26,693	39,72,536	26,06,226	40,12,591
2	Television Set	2,41,887	2,41,887	25%	10,551	-	1,99,685	2,10,236	42,202	31,651
3	Kitchen Equipment	9,74,643	9,74,643	20%	37,798	-	7,85,653	8,23,451	1,88,990	1,51,192
4	Water Cooler Equipment	9,06,904	9,06,904	10%	46,701	-	4,39,899	4,86,600	4,67,005	4,20,304
5	Fan	12,82,598	13,06,997	25%	87,841	-	9,55,634	10,43,475	3,26,965	2,63,523
6	Bio Metric Attendance Machine	2,35,520	2,35,520	10%	13,800	-	97,519	1,11,319	1,38,001	1,24,201
7	Solar Water Heater Tank	1,71,481	1,71,481	10%	95,251	-	95,251	1,02,874	76,230	68,607
8	Fire extinguisher	85,792	85,792	10%	50,058	-	2,28,243	53,631	35,734	32,161
9	Water Purifier	5,04,588	5,04,588	10%	27,635	-	2,28,243	2,55,878	2,76,345	2,48,710
10	Deep Freezer (Vertical)	72,000	72,000	10%	2,034	-	51,665	53,699	20,335	18,301
11	Renovation/Maint of AIT Bldgs	65,37,628	1,95,11,783	10%	15,81,155	-	37,00,236	52,81,391	28,37,392	1,42,30,392
12	WI FI Facilities	25,00,539	25,00,539	10%	72,657	-	17,73,968	18,46,625	7,26,571	6,53,914
13	Invertor	87,700	87,700	25%	3,902	-	72,092	75,994	15,608	11,706
14	Refrigerator	24,612	24,612	10%	1,308	-	11,532	12,840	13,080	11,772
15	Vacuum Cleaner	1,52,842	1,52,842	10%	9,854	-	54,307	64,161	98,535	88,681
16	Benches	1,26,200	1,26,200	10%	51,680	-	51,680	59,132	74,520	67,068
17	AC for Hostel	2,33,899	2,33,899	10%	78,498	-	15,540	94,038	1,55,401	1,39,861
18	1.5 HP Submersible Pump	53,833	53,833	10%	3,532	-	18,513	22,045	35,320	31,788
19	3 HP Submersible Pump for Fountain	27,022	27,022	10%	1,773	-	9,293	11,066	17,729	15,956
20	5HP Diesel Engine with MID Pump	99,919	99,919	10%	30,359	-	30,359	37,315	69,560	62,604
21	Designed Roofing Sheet Material	84,370	84,370	10%	29,015	-	29,015	34,551	55,355	49,819
22	Geyser For BH	70,352	95,252	10%	24,195	-	17,165	31,301	46,157	63,951
23	Hand Tools Equipmt for Project Works	49,914	49,914	10%	17,165	-	17,165	20,440	32,749	29,474
24	Led Street Light	11,872	11,872	10%	4,083	-	4,083	4,862	7,789	7,010
25	PC in Girls Hostel	40,914	40,914	10%	14,070	-	14,070	16,754	26,844	24,160
26	Pillar Cock	1,45,539	1,45,539	10%	9,549	-	50,052	59,601	95,487	85,938
27	Samiyana for Multi Function	49,466	49,466	10%	17,012	-	17,012	20,257	32,454	29,209
28	Sintex Water Tank 5000 Ltr	43,834	1,44,864	10%	15,075	-	15,075	28,054	28,759	1,16,810
29	Walk Behind Scrubber & Drier Machine	4,23,620	4,23,620	10%	1,45,683	-	1,45,683	1,73,477	2,77,937	2,50,143
30	Water Geyser for Vishweswarya Hostel	12,800	12,800	10%	4,402	-	4,402	5,242	8,398	7,558
31	Water Meters For Family Qtr	1,08,324	1,08,324	10%	37,252	-	37,252	44,359	71,072	63,965
32	Accn & Guest Room (H)	13,56,58,868	13,56,58,868	2%	3,87,56,222	-	3,87,56,222	4,06,94,275	9,69,02,646	9,49,64,593
33	Hostel Bldgs (H) Flank	3,27,91,799	3,27,91,799	2%	52,01,381	-	52,01,381	57,53,189	2,75,90,418	2,70,38,610
34	Additional Dining Hall	8,24,707	8,24,707	2%	16,494	-	16,494	32,658	8,08,213	7,92,049
35	Dormitory Hostel	17,27,288	17,27,288	10%	1,72,729	-	1,72,729	3,28,185	15,54,559	13,99,103
36	Fabricated Hostel	14,30,406	14,30,406	10%	1,43,041	-	1,43,041	2,71,778	12,87,365	11,58,628
37	New Boys Hostel	10,37,355	10,37,355	2%	20,747	-	20,747	41,079	10,16,608	9,96,276
38	New Osc Area	10,31,591	10,31,591	2%	20,632	-	20,632	40,851	10,10,959	9,90,740
39	Sn Bose Dormitory Hostel Exp	9,76,257	9,76,257	2%	19,525	-	19,525	38,660	9,56,732	9,37,597
40	Atta Dough Kneeder	20,768	20,768	10%	5,628	-	5,628	7,142	15,140	13,626
41	CCTV Camera	1,59,786	24,88,974	25%	71,566	-	71,566	7,15,865	88,220	19,32,895
42	Sports Equipments	3,08,421	34,622	10%	76,252	-	76,252	1,02,931	2,32,169	2,40,112
43	Sprinkler	28,674	28,674	10%	7,771	-	7,771	9,861	20,903	18,813
44	Rain Water Harvesting	1,07,92,844	1,07,92,844	2%	1,00,174	-	1,00,174	3,14,027	1,06,92,670	1,04,78,817
45	Carrom Board	-	13,500	10%	1,350	-	1,350	1,350	-	12,150
46	MS Book Rack	-	2,67,388	10%	2,67,388	-	-	26,739	-	2,40,649
47	Pool Table	-	96,320	10%	9,632	-	-	9,632	-	86,688
48	Steel Bed/ Table	-	2,34,968	10%	23,497	-	-	23,497	-	2,11,471
49	TT Table Champ	-	20,000	10%	2,000	-	-	2,000	-	18,000
50	Dustbin	-	47,680	10%	4,768	-	-	4,768	-	42,912
51	Fogging Machine	-	34,250	15%	34,250	-	-	5,138	-	29,112
52	Grass Cutter Machine	-	60,000	15%	60,000	-	-	9,000	-	51,000
53	Insect Killer Machine	-	35,164	15%	35,164	-	-	5,275	-	29,889
	Total	20,83,42,294	22,65,91,852		62,94,160	-	5,72,00,945	6,34,95,105	15,11,41,350	16,30,96,748



5(a). Fixed Assets


Sr No	Particulars	Gross Block		Additions	Deletions	Gross Block		Rate	Depreciation		Additions	Deletions	Depreciation		Net Block as on 31-Mar-22	Net Block as on 31-Mar-23
		01-Apr-22	31-Mar-22			31-Mar-23	01-Apr-22		31-Mar-23	31-Mar-23			31-Mar-23			
I	Vehicles															
1	Hero Honda	37,569	37,569	-	-	15%	37,569	15%	28,867	1,305	-	-	30,172	8,702	7,397	
2	TATA Car	8,13,750	8,13,750	-	-	15%	8,13,750	15%	5,92,010	33,261	-	-	6,25,271	2,21,740	1,88,479	
3	Bolero Camper	6,32,647	6,32,647	-	-	15%	6,32,647	15%	4,29,835	30,422	-	-	4,60,256	2,02,812	1,72,391	
4	Force motor (Mini Bus)	13,50,125	13,50,125	-	-	15%	13,50,125	15%	8,40,926	76,380	-	-	9,17,306	5,09,199	4,32,819	
5	Xylo	9,67,352	9,67,352	-	-	15%	9,67,352	15%	6,02,527	54,724	-	-	6,57,251	3,64,825	3,10,101	
6	Tata (Ambulance)	-	-	17,95,114	-	15%	17,95,114	15%	-	2,69,267	-	-	2,69,267	-	15,25,847	
	Subtotal	38,01,443	38,01,443	17,95,114	-		55,96,557		24,94,164	4,65,359	-	-	29,59,523	13,07,279	26,37,034	
II	Laboratory & Workshop Equipment															
1	ASGE Dept	63,56,099	63,56,099	-	-	25%	63,56,099	25%	56,82,306	1,68,448	-	-	58,50,755	6,73,793	5,05,345	
2	Computer Lab Equipment	2,70,35,835	2,70,35,835	9,97,995	-	25%	2,80,33,830	25%	2,56,14,736	6,04,773	-	-	2,62,19,510	14,21,099	18,14,320	
3	Electronics Lab Equipment	2,58,01,288	2,58,01,288	-	-	25%	2,58,01,288	25%	2,42,89,203	3,78,021	-	-	2,46,67,224	15,12,085	11,34,063	
4	Mechanical Lab Equipment	1,73,57,592	1,73,57,592	-	-	25%	1,73,57,592	25%	1,64,94,496	2,15,774	-	-	1,67,10,270	8,63,095	6,47,322	
5	Workshop Equipment	65,65,788	65,65,788	-	-	25%	65,65,788	25%	65,59,626	1,541	-	-	65,61,166	6,163	4,622	
6	IT Lab Equipment	1,64,92,430	1,64,92,430	-	-	25%	1,64,92,430	25%	1,40,99,242	5,98,297	-	-	1,46,97,539	23,93,188	17,94,891	
7	E&TC Expansion	28,07,381	28,07,381	-	-	25%	28,07,381	25%	24,28,525	94,714	-	-	25,23,239	3,78,856	2,84,142	
8	IT Infrastructure	96,58,590	96,58,590	-	-	25%	96,58,590	25%	80,88,726	3,92,466	-	-	84,81,192	15,69,864	11,77,398	
9	ME (Design)	32,83,944	32,83,944	-	-	25%	32,83,944	25%	25,44,591	1,84,838	-	-	27,29,429	7,39,353	5,54,515	
10	Increase intake in Comp	22,36,017	22,36,017	-	-	25%	22,36,017	25%	16,14,266	1,55,438	-	-	17,69,704	6,21,751	4,66,313	
	Subtotal	11,75,94,964	11,75,94,964	9,97,995	-		11,85,92,959		10,74,15,719	27,94,310	-	-	11,02,10,029	1,01,79,246	83,82,930	
III	Other Non Recurring Equipment															
1	Air Cooler Equipment	1,45,049	1,45,049	-	-	10%	1,45,049	10%	65,004	8,004	-	-	73,009	80,045	72,040	
2	Aquaguard	48,854	48,854	-	-	10%	48,854	10%	48,854	-	-	-	48,854	-	-	
3	Fire Extinguisher	5,63,830	5,63,830	3,05,717	-	10%	8,69,547	10%	2,77,840	59,171	-	-	3,37,011	2,85,990	5,32,536	
4	Office Equipment	22,98,008	22,98,008	9,07,870	-	25%	32,05,878	25%	19,96,770	3,02,277	-	-	22,99,047	3,01,238	9,06,831	
5	Sports Equipment	2,68,687	2,68,687	-	-	10%	2,68,687	10%	2,26,136	4,255	-	-	2,30,391	42,551	38,296	
6	Telephone Exchange Equipment	13,23,812	13,23,812	-	-	10%	13,23,812	10%	12,06,595	11,722	-	-	12,18,317	1,17,217	1,05,495	
7	Sport Courts	28,10,385	28,10,385	-	-	10%	28,10,385	10%	18,59,844	93,595	-	-	19,53,439	9,50,541	8,56,946	
8	Water Cooler	8,05,007	8,05,007	-	-	10%	8,05,007	10%	5,38,649	26,636	-	-	5,65,285	2,66,358	2,39,722	
9	Musical Instrument	2,22,430	2,22,430	-	-	25%	2,22,430	25%	2,22,430	-	-	-	2,22,430	-	-	
10	Camera	2,46,951	2,46,951	73,203	-	25%	3,20,154	25%	1,62,041	39,528	-	-	2,01,569	84,910	1,18,585	
11	Pool Table	92,396	92,396	-	-	10%	92,396	10%	92,396	-	-	-	92,396	-	-	
12	Gen Set	18,75,385	18,75,385	-	-	25%	18,75,385	25%	18,63,547	2,960	-	-	18,66,506	11,838	8,879	
13	Air Conditioners	26,84,033	26,84,033	2,43,366	-	10%	29,27,399	10%	17,78,018	1,14,938	-	-	18,92,956	9,06,015	10,34,443	
14	Bences	48,950	48,950	-	-	10%	48,950	10%	48,950	-	-	-	48,950	-	-	
15	Parking	2,27,505	2,27,505	-	-	5%	2,27,505	5%	1,76,507	2,550	-	-	1,79,057	50,998	48,448	
16	Dustbins	1,87,759	1,87,759	22,126	-	10%	2,09,885	10%	95,294	11,459	-	-	1,06,753	92,465	1,03,132	
17	Fan	12,07,816	12,07,816	4,18,420	-	25%	16,26,236	25%	6,62,466	2,40,943	-	-	9,03,408	5,45,350	7,22,828	
18	Kitchen Equipment	98,210	98,210	-	-	20%	98,210	20%	98,210	-	-	-	98,210	-	-	
19	Raw Water Filter	43,615	43,615	-	-	10%	43,615	10%	43,615	-	-	-	43,615	-	-	
20	Refrigerators	64,597	64,597	-	-	10%	64,597	10%	54,646	995	-	-	55,641	9,951	8,956	
21	Video Projector	20,35,363	20,35,363	70,272	-	25%	21,05,635	25%	18,76,898	57,184	-	-	19,34,083	1,58,465	1,71,552	
22	UPS	16,41,888	16,41,888	9,09,150	-	25%	25,51,038	25%	9,30,460	4,05,145	-	-	13,35,604	7,11,428	12,15,434	
23	Anti Virus Software	2,21,000	2,21,000	-	-	25%	2,21,000	25%	2,21,000	-	-	-	2,21,000	-	-	
24	Internet Project	5,74,711	5,74,711	-	-	25%	5,74,711	25%	5,73,521	297	-	-	5,73,819	1,190	892	
25	Gym Equipmwt	3,17,802	3,17,802	-	-	15%	3,17,802	15%	2,98,050	2,963	-	-	3,01,013	19,752	16,789	



5(a). Fixed Assets

(Amounts in INR)

Sr No	Particulars	Gross Block		Additions	Deletions	Gross Block		Rate	Depreciation		Additions	Deletions	Depreciation		Net Block as on
		01-Apr-22	31-Mar-22			31-Mar-23	01-Apr-22		31-Mar-23	31-Mar-22			31-Mar-23		
26	Net Working of Cental Sotware	4,10,539	4,10,539	-	-	4,10,539	25%	4,10,539	4,10,539	-	-	-	-	4,10,539	-
27	Time Attendance Machine	3,69,860	3,69,860	-	-	3,69,860	10%	1,54,001	1,75,587	21,586	-	-	-	1,75,587	2,15,859
28	Television	3,79,518	4,32,508	52,990	-	4,32,508	25%	2,86,875	3,23,283	36,408	-	-	-	3,23,283	92,643
29	water Purifier	1,95,514	1,95,514	-	-	1,95,514	10%	1,18,058	1,25,803	7,746	-	-	-	1,25,803	77,456
30	CCTV Camara	16,89,017	18,65,163	1,76,146	-	18,65,163	25%	7,94,928	10,62,487	2,67,559	-	-	-	10,62,487	8,94,089
31	Batteries	3,06,449	8,56,148	5,49,699	-	8,56,148	25%	1,20,213	3,04,197	1,83,984	-	-	-	3,04,197	1,86,236
32	Digital Language Software	1,48,631	1,48,631	-	-	1,48,631	25%	1,48,631	1,48,631	-	-	-	-	1,48,631	-
33	Electric Pole	32,000	32,000	-	-	32,000	25%	32,000	32,000	-	-	-	-	32,000	-
34	Printer/Scanner/Harddisk/Web Camera	10,45,976	18,84,000	8,38,024	-	18,84,000	25%	6,61,469	9,67,102	3,05,633	-	-	-	9,67,102	3,84,507
35	AIT Main Gate	13,01,209	13,01,209	-	-	13,01,209	25%	12,13,278	12,35,261	21,983	-	-	-	12,35,261	87,931
36	MS Rack Book	91,000	91,000	-	-	91,000	25%	84,850	86,388	1,537	-	-	-	86,388	6,150
37	Digital Copy Printer	1,07,354	1,07,354	-	-	1,07,354	25%	1,07,354	1,07,354	-	-	-	-	1,07,354	-
38	Water Tank	5,81,047	5,81,047	-	-	5,81,047	25%	2,78,303	3,53,989	75,686	-	-	-	3,53,989	-
39	Sony Camera	12,010	12,010	-	-	12,010	25%	11,108	11,334	225	-	-	-	11,334	902
40	12 kva solar plant / Heater	8,62,138	8,62,138	-	-	8,62,138	25%	7,16,881	7,53,195	36,314	-	-	-	7,53,195	1,45,257
41	Bio Metric / Face ID Machine	3,43,411	6,95,490	3,52,079	-	6,95,490	25%	2,24,398	3,42,171	1,17,773	-	-	-	3,42,171	1,19,013
42	Tech Eqpt	2,82,26,431	2,82,26,431	-	-	2,82,26,431	25%	2,47,19,019	2,55,95,872	8,76,853	-	-	-	2,55,95,872	35,07,412
43	Washing Machine	58,000	58,000	-	-	58,000	25%	44,236	47,677	3,441	-	-	-	47,677	13,764
44	Video Conferencing	5,16,146	5,16,146	-	-	5,16,146	25%	3,55,017	3,95,299	40,282	-	-	-	3,95,299	1,61,129
45	25 HP Water Pump Kirloskar	1,57,475	1,61,475	4,000	-	1,61,475	25%	81,213	1,01,278	20,066	-	-	-	1,01,278	76,262
46	Sports Eqpt	8,26,287	8,26,287	-	-	8,26,287	25%	3,09,438	4,38,650	1,29,212	-	-	-	4,38,650	5,16,849
47	Tally Software-6.3	31,334	51,394	20,060	-	51,394	25%	23,117	30,186	7,069	-	-	-	30,186	8,216
48	5Hp Openwell Submersible Pump Set	1,16,414	1,16,414	-	-	1,16,414	25%	71,347	82,614	11,267	-	-	-	82,614	21,207
49	Automatic Shoe Shine Machine	12,527	12,527	-	-	12,527	25%	12,527	12,527	-	-	-	-	12,527	-
50	Compressor for Cutting Hard Rock of Sewage Li	9,844	9,844	-	-	9,844	25%	9,844	9,844	-	-	-	-	9,844	-
51	Contraction of Shed for Two Wheeler Parking -	1,27,118	1,27,118	-	-	1,27,118	25%	86,897	96,952	10,055	-	-	-	96,952	40,221
52	Fabrication Mtr for Constr of West Fencing	1,39,738	1,39,738	-	-	1,39,738	25%	95,524	1,06,578	11,053	-	-	-	1,06,578	44,214
53	Geyser	18,950	18,950	-	-	18,950	25%	12,495	14,109	1,614	-	-	-	14,109	6,455
54	Hand Wireless Microphone Syatems	1,73,162	1,73,162	-	-	1,73,162	25%	1,04,770	1,21,868	17,098	-	-	-	1,21,868	68,392
55	Procurement of Eqpt for Telephone Exchange	4,56,247	4,56,247	-	-	4,56,247	25%	2,06,794	2,69,157	62,363	-	-	-	2,69,157	2,49,453
56	Sintex Tank	9,409	9,409	-	-	9,409	25%	6,432	7,176	744	-	-	-	7,176	2,977
57	Sintex Water Tank 5000 Ltr	1,51,250	1,51,250	-	-	1,51,250	25%	93,847	1,08,197	14,351	-	-	-	1,08,197	57,403
58	Symphony Touch 35 Cooler	29,976	29,976	-	-	29,976	25%	13,587	17,684	4,097	-	-	-	17,684	16,389
59	Telephone Instruments	69,991	1,01,527	31,536	-	1,01,527	25%	28,394	46,677	18,283	-	-	-	46,677	41,597
60	Water Cooler Compressor	75,748	75,748	-	-	75,748	25%	20,807	34,542	13,735	-	-	-	34,542	54,941
61	Water Despenser & Beetal Phone	29,040	29,040	-	-	29,040	25%	13,162	17,132	3,969	-	-	-	17,132	15,878
62	Vaccum Cleaner	675	675	-	-	675	25%	675	675	-	-	-	-	675	-
63	Insect Killer Machine	14,396	14,396	-	-	14,396	25%	5,650	7,837	2,186	-	-	-	7,837	8,746
	Subtotal	5,91,79,872	6,41,54,530	49,74,658	-	6,41,54,530		4,70,95,417	5,08,04,213	37,08,796	-	-	-	5,08,04,213	1,20,84,455
IV	Library														
1	Library Books	1,07,94,160	1,14,52,594	6,58,434	-	1,14,52,594	15%	91,33,394	94,81,274	3,47,880	-	-	-	94,81,274	16,60,766
2	Library Equipment	12,27,501	18,48,484	6,20,983	-	18,48,484	15%	9,82,681	11,12,552	1,29,870	-	-	-	11,12,552	2,44,820
	Subtotal	1,20,21,661	1,33,01,078	12,79,417	-	1,33,01,078		1,01,16,075	1,05,93,825	4,77,750	-	-	-	1,05,93,825	19,05,586
															27,07,253



Army Welfare Education Society
Army Institute Of Technology (College Account)
Notes To Financial Statements for the year ended as on March 31, 2023
5(a). Fixed Assets

(Amounts in INR)

Sr No	Particulars	Gross Block		Deletions	Rate	Gross Block		Additions	Deletions	Depreciation		Net Block as on	Net Block as on
		01-Apr-22	31-Mar-23			31-Mar-23	01-Apr-22			31-Mar-23	31-Mar-22		
V	Furniture & Fixtures												
1	Furniture & Fixtures	1,09,84,182	1,70,41,650	-	10%	71,33,317	9,90,833	-	81,24,151	38,50,864	89,17,499		
2	Soft Furnishings	6,32,411	6,32,411	-	10%	6,23,350	906	-	6,24,256	9,061	8,155		
3	Sintex Door	1,893	1,893	-	10%	1,893	-	-	1,893	-	-		
4	Almirah	4,63,261	4,63,261	-	10%	3,12,530	15,073	-	3,27,603	1,50,731	1,35,658		
	Subtotal	1,20,81,747	1,81,39,215	-		80,71,091	10,06,812	-	90,77,903	40,10,656	90,61,312		
VI	Buildings												
1	Constr on New Bldgs	4,64,27,197	4,64,27,197	-	2%	74,73,404	7,79,076	-	82,52,479	3,89,53,793	3,81,74,718		
2	STP	48,13,740	48,13,740	-	2%	11,87,272	72,529	-	12,59,801	36,26,468	35,53,939		
3	Renovation/Maint of AIT Bldgs	40,31,488	1,73,12,730	1,32,81,242	2%	18,86,578	3,08,523	-	21,95,101	21,44,910	1,51,17,629		
4	Raman Theater	50,05,896	50,05,896	-	2%	48,24,396	3,630	-	48,28,026	1,81,500	1,77,870		
5	Resurfacing of AIT Road	15,43,077	27,83,670	12,40,593	2%	11,05,397	33,565	-	11,38,963	4,37,680	16,44,707		
6	AIT Building/Hostel Accn & Guest Rooms	2,60,213	2,60,213	-	2%	20,201	4,800	-	25,001	2,40,012	2,35,212		
7	Sarv Dharm Sthal	-	9,92,208	9,92,208	2%	-	19,844	-	19,844	-	9,72,364		
8	Lift for Divyang person	-	20,00,000	20,00,000	2%	-	40,000	-	40,000	-	19,60,000		
9	Front Lawn	-	9,79,065	9,79,065	2%	-	19,581	-	19,581	-	9,59,484		
	Subtotal	6,20,81,611	8,05,74,719	1,84,93,108		1,64,97,247	12,81,549	-	1,77,78,797	4,55,84,364	6,27,95,922		
	Total	26,67,61,298	30,03,59,058	3,35,97,760		19,16,89,713	97,34,577	-	20,14,24,290	7,50,71,585	9,89,34,768		

